
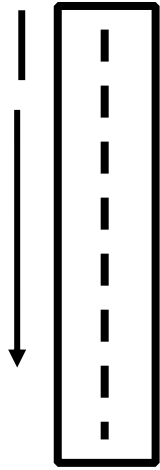

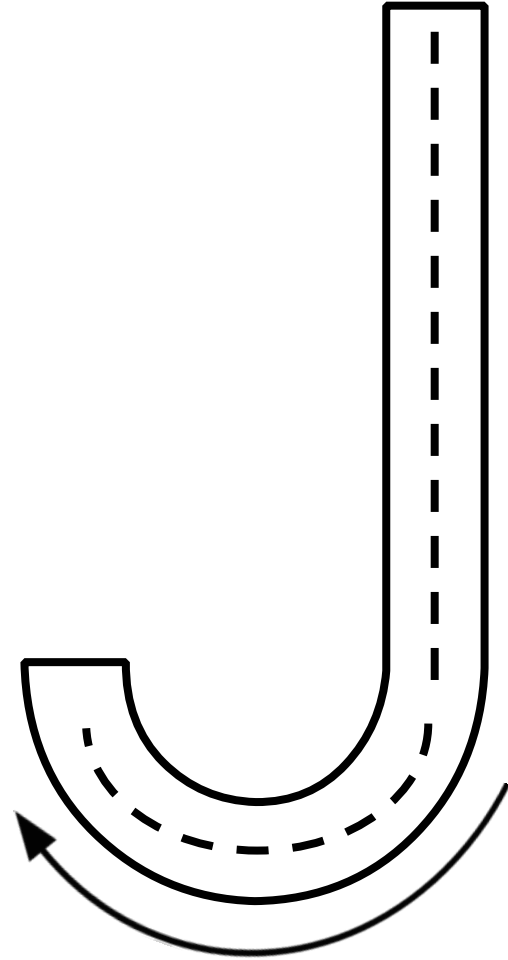

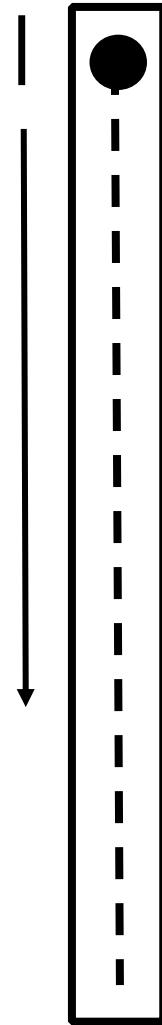
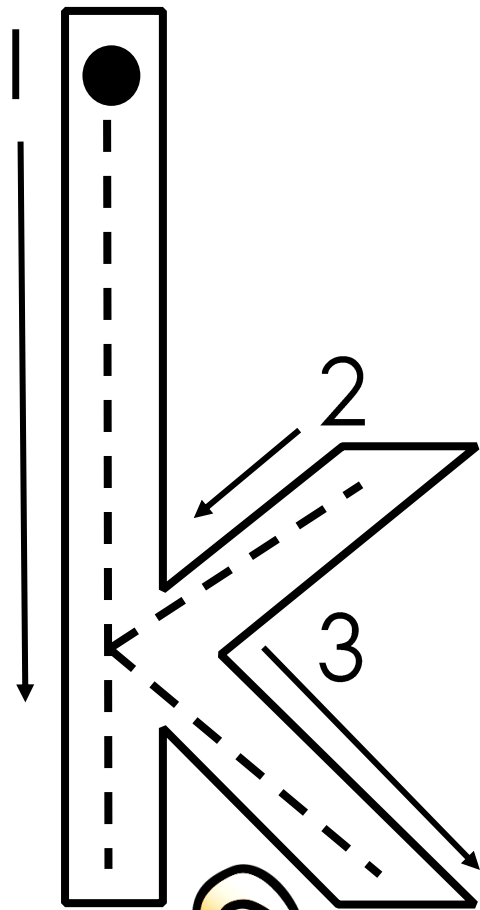


2



2





This panel shows a tracing guide for the lowercase letter 'm'. The letter is drawn with a solid outline and a dashed line inside for tracing. A black dot at the top left of the vertical stem indicates the starting point. Four numbered arrows show the stroke order: 1 is a vertical line down the stem; 2 is a curved line starting from the top of the stem, arching over the first hump; 3 is a vertical line down the second stem; and 4 is a curved line starting from the top of the second stem, arching over the second hump. At the bottom center of the panel is a cartoon illustration of a grey mouse with pink inner ears and a pink nose, looking upwards.

This panel shows a tracing guide for the lowercase letter 'n'. The letter is drawn with a solid outline and a dashed line inside for tracing. A black dot at the top left of the vertical stem indicates the starting point. Two numbered arrows show the stroke order: 1 is a vertical line down the stem; 2 is a curved line starting from the top of the stem, arching over the hump. At the bottom center of the panel is a cartoon illustration of a large, pinkish-brown nose.

