



b

d

k



c

s


z



h

c


k



h

k

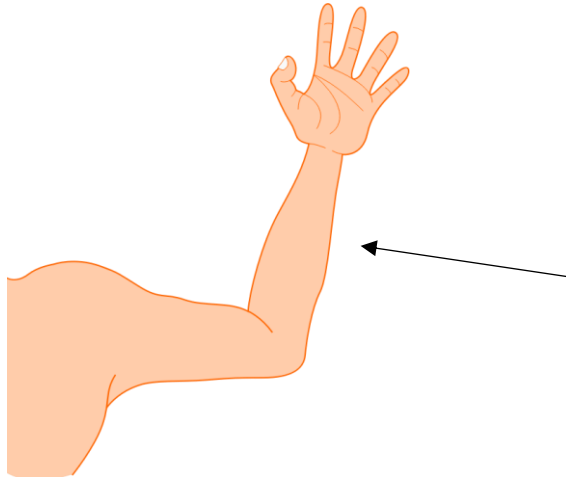
m



d

b

h



c

a

e



c

a

o



o

a

e



b

p


q



m

n

h



e

a

c



b

d

h



m

n

h



f

v


w



n

r


m



b

p


q



C

S

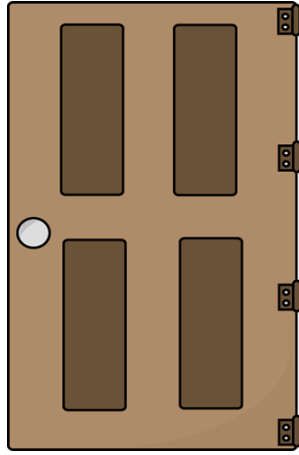
Z



K

C


H



d

b

h



d

h

b

Nota's vir mamma:

Die pennetjie klank kaarte kan op die volgende manier aangebied word:

1. Vra eerste vir jou seun wat sien hy op die prentjie
2. Vra hom dan waarmee dink hy begin die woord.
3. Gee dan vir hom die wasgoedpennetjie en laat hy dit op die regte klank sit.
4. Vra vir hom of hy aan nog woorde kan dink wat met dieselfde klank begin.