




a a




LAB



c b




a d



e e




k K



g y

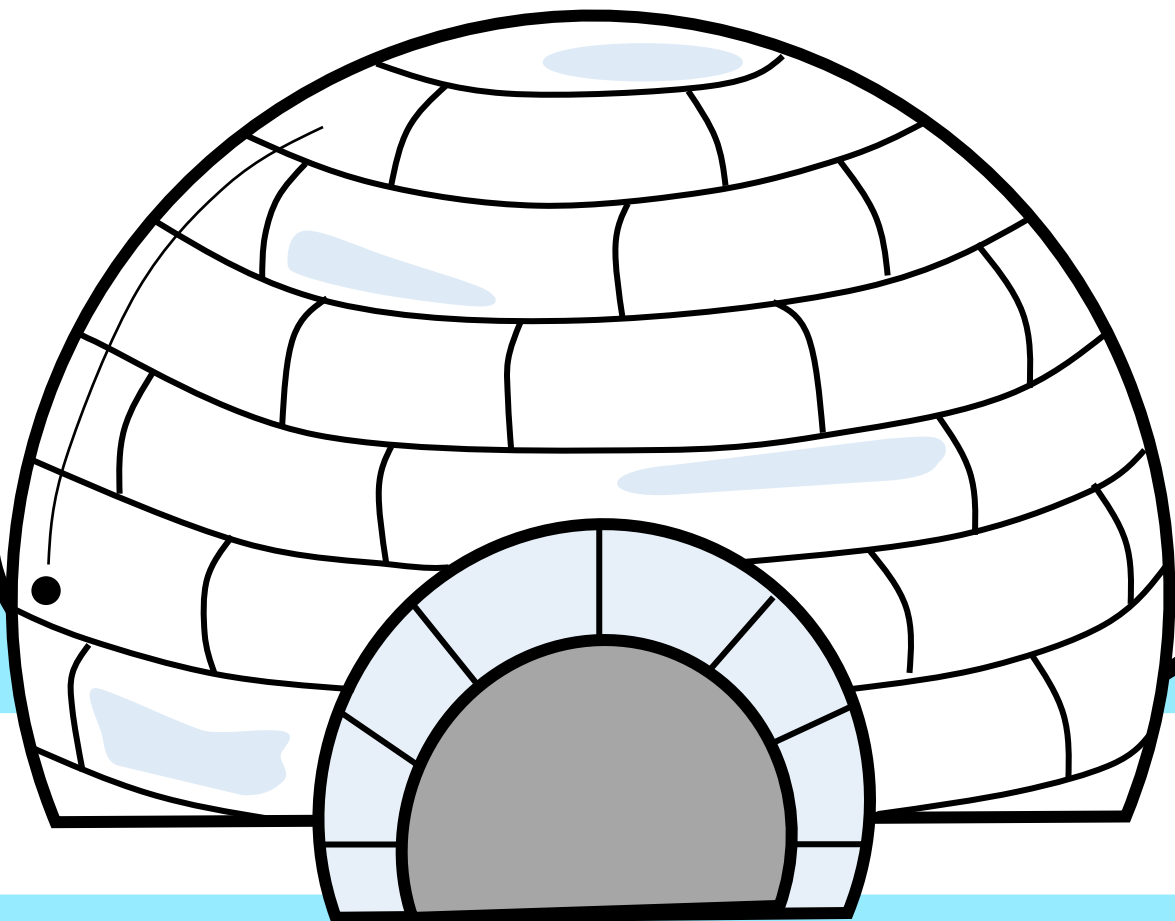



h n f






Handwriting practice for the cursive letter 'i'. The letter is shown in its full form with a dot above it, and also as a lowercase 'i' without a dot. The letters are positioned between three horizontal lines: a top line, a middle line, and a bottom line.






k r k




ll ll




m M






no



h n p









M R



Handwriting practice lines showing the cursive letters 'a' and 'l'.







NAW



MUM





Handwritten cursive letters 'a' and 'c' on a four-line grid.

