

Digital time

a.m.

Any time in the morning between midnight and midday.

Example:

01: 00	02: 00
03: 00	04: 00
05: 00	06: 00
07: 00	08: 00
09: 00	10: 00
11: 00	12: 00

p.m.









Any time in the afternoon or evening that is between midday and midnight. Example:

13: 00	14: 00
15: 00	16: 00
17: 00	18: 00
19: 00	20: 00
21: 00	22: 00
23: 00	24: 00



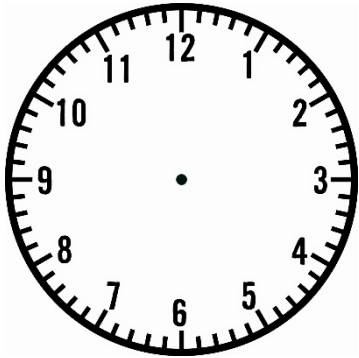
Digital time - PM

Complete the worksheet by writing the correct digital time for each clock.




Digital time - PM

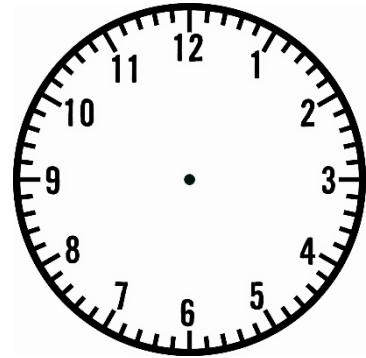
Draw the clocks hands for each time in p.m.



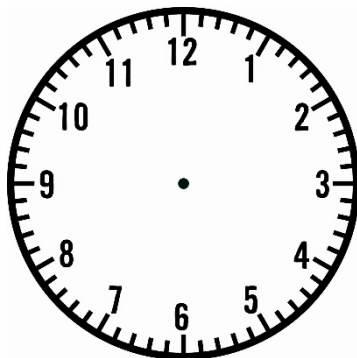
16:38



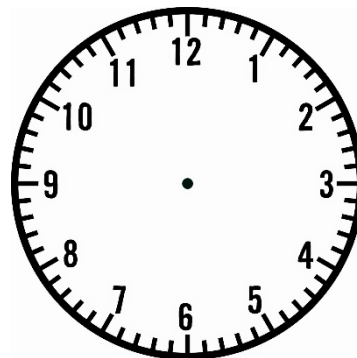
17:50



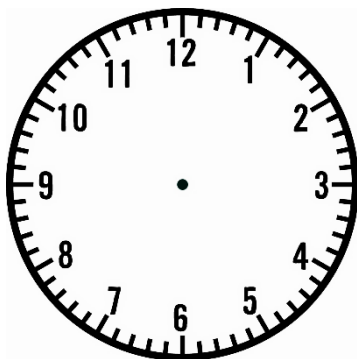
13:25




20:19



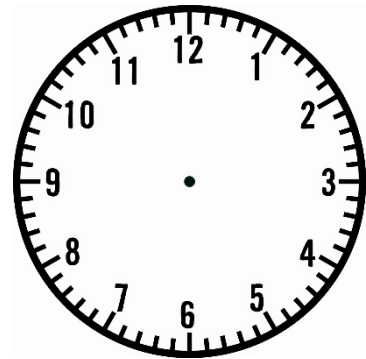
18:41



23:37











22:29



16:23


Digital time - AM

Complete the worksheet by writing the correct digital time for each clock.



Digital time - AM


Study the clocks and circle the correct answers.



7:00

8:00


9:00



10:00

9:00


7:00



4:15

2:15


3:15



2:40

1:40


3:40



4:00

5:00


3:00



1:20

11:30


10:30



7:00

8:00


6:00



1:00

11:00


10:00



7:50

5:50

6:50



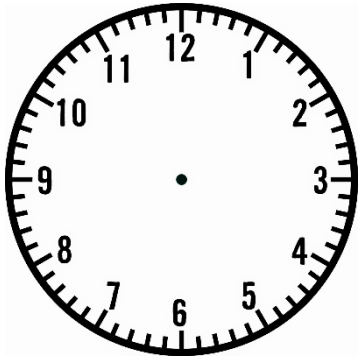
4:00

5:00

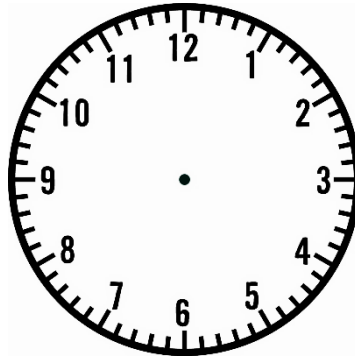
6:00

Digital time - AM


Draw the clocks hands for each time in a.m.



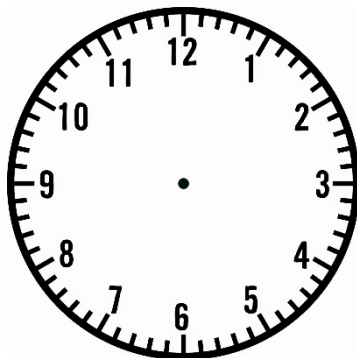
01:38



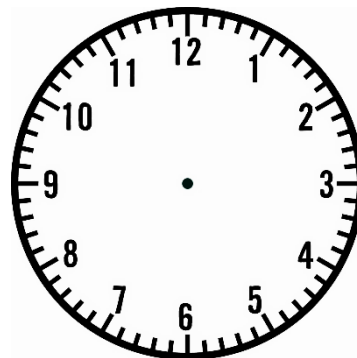
05:50



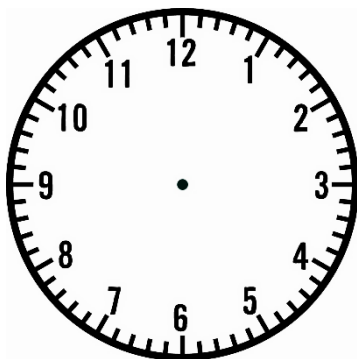
03:25




08:19



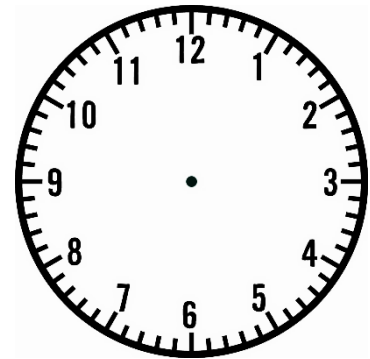
06:41



11:37




10:29



04:23

Digital time - PM


Study the clocks and circle the correct answers.



21:10

20:10


22:10



21:30

20:30


22:30



14:00

15:00


13:00



15:00

14:00


13:00



14:00

15:00


16:00



21:25

22:25


23:25



17:50

18:50


19:50



21:00

22:00


23:00



17:00

18:00

16:00



18:45

17:45

16:45

Digital time - AM and PM

Study the times in the blocks on the left, then write the time out in words. The first one is done as an example.

6:00

six o'clock

17:00

16:00

1:15

23:00


12:30

18:45




Digital time - AM


These clocks need some hands! Study the times in the blocks below and draw the clocks hands.




7:00




1:15




11:00




5:15




12:20



10:45




3:00




9:00

Digital time - AM and PM


These clocks need some hands! Study the times in the blocks below and draw the clocks hands.




24:00




13:30




11:00




6:10




12:20



18:30



23:00



9:00

Digital time - AM and PM

Study the clocks and decide if the time is AM or PM. Colour the correct block.

4:00

AM

PM

23:00

AM

PM

9:00

AM

PM

16:00

AM

PM

21:00

AM

PM

12:00

AM

PM