

English First Additional Language
Assessment Term 3
Grade 3

Name and Surname: _____

Date: _____

TASK 2

Content		Mark
1. Listening and speaking	10	
2. Reading	10	
3. Phonics	10	
4. Language	20	
5. Writing	20	
Total	100	

Listening and Speaking

Listen to a story and answer comprehension questions orally.

Fire safety

- ① Do not play with matches.
- ② You must always have 2 ways of getting out of a room in case there is a fire.
- ③ If there is a fire in your house and lots of smoke you must crawl to avoid smoke and heat. Get out fast.
- ④ Phone the fire brigade as soon as you get outside.



Go to your teacher's desk and answer the questions she is going to ask you:

1. Is it safe to play with matches? (1)
2. What can happen when you play with matches? Give two examples. (2)
3. How many ways should you have to get out of a room? (1)
4. What should you do if there is fire and smoke in your house? (1)
5. What should you avoid when there is a fire? Give two examples (2)
6. True or false - You should can take your time to get out of the house if there is a fire. (1)
7. Who should you phone when there is a fire? (1)
8. What will the fire brigade do when they arrive? (1)

Reading

Shared reading

Instructions:

Retell the story that your Teacher told you about the road safety rules. You must tell it in full sentences.

Road Safety


- ① Look for a safe place to cross.
Look all around you before
you cross a road.
- ② Listen for any traffic.
If you hear any traffic coming, WAIT,
Then look all around again.
- ③ If there is no traffic, walk across the road.
Look and listen for traffic while you cross
the road.

You will be assessed according to the following rubric:

Rubric : Retelling of road safety rules		Mark obtained
1. Was the learner able to retell the story?	2	
2. Learner speaks clearly and pronounces words correct.	1	
3. The learner speaks with confidence and makes eye contact and uses facial expressions.	2	
Total	5	
Processed mark out of 10(5x2)	10	


Phonics

3.1. Colour the correct block to complete the words. (8)




— — ock

tr	bl	cl	fl
----	----	----	----



— — ower

tr	bl	cl	fl
----	----	----	----



— — ab

gr	cr	cl	th
----	----	----	----




— — ow

cr	gr	cl	tr
----	----	----	----



— — ush

br	cr	tr	cr
----	----	----	----



— — y

br	fl	cl	bl
----	----	----	----

3.2 Build your own words with **ai** and **ay** in the table.
(4÷2=2)

ai	ay

Phonics activity: ___/10

Language

4.1. Complete the following sentences by using **these** and **those**.


(4)

a) _____ are my books.

b) _____ are planets.

c) _____ are planes.

d) _____ are vegetables.



If things are near, use **these**.
If they are far, use **those**.

4.2. Write down the plurals of the following words in die table.

(3)

brush	
tooth	
bus	

4.3. Write the following sentence with the correct punctuation.

peter and ben went to the shop and bought sweets chips and apples

_____ (4x½ = 2)

4.4. Write the words in the correct order to form a sentence.

brush	my	I	teeth	everyday
-------	----	---	-------	----------

_____ (1)

Total out of 10 = ____/10

Processed mark out of 20 (10x2) = ____/20

Writing

Look at the picture and use the words in the blocks to complete the sentences. Remember to write neatly.



1. Write the words in the blocks in the correct order to create a sentence. Use the picture on the previous page for clues.

a.

the	We	at	are	beach
-----	----	----	-----	-------

_____ (5)

b.

am	I	a	building	sandcastle
----	---	---	----------	------------

_____ (5)

c.

My	eating	sister	is	watermelon
----	--------	--------	----	------------

_____ (5)

2. Complete the following sentences by using the words in the blocks. (5)

ball	seagull	hat	crab	hot
------	---------	-----	------	-----

- a. My sister is wearing a _____.
- b. There is a _____ and a _____ on the beach.
- c. We are going to play with the _____.
- d. The sun is _____.

Total out of 20 = ____/20

Rubric – Writing activity	1	2	3	4	5
1. Line usage and spacing – <ul style="list-style-type: none"> • How well did the learner use his writing lines? • How well did the learner space their letters and/or words? 	Many errors in line usage. Many errors in spacing.	Some errors in line usage. Some errors in spacing.	Few errors using lines correctly. Few errors using spacing correctly.	Uses lines correctly most of the time. Uses proper spacing most of the time	Always uses lines correctly. Always uses proper spacing.
2. Letter formation- Did the learner form his letters correctly?	Many errors in letter formation. Incorrect letter formations.	Some errors in letter formation. Letters formed incorrectly.	Few errors in letter formation. Few letters are formed incorrectly.	Most letters are formed correctly.	Consistently forms all letters correctly.
3. Readability – How easy is it to read the learners handwriting?	Many errors in readability.	Some errors in readability.	Few errors in readability.	Very easy to read.	Always easy to read.
4. Neatness - How neat is the learner's handwriting?	Difficult to read.	Not neatly done.	Not as neatly done.	Writes neatly.	Always writes neatly.
Total: ____/20					

Total for writing section = Total out of 20 + Rubric mark
= Mark out of 20 + Mark out of 20
= ____/40

Processed mark out of 20 ($40 \div 2$) = ____/20