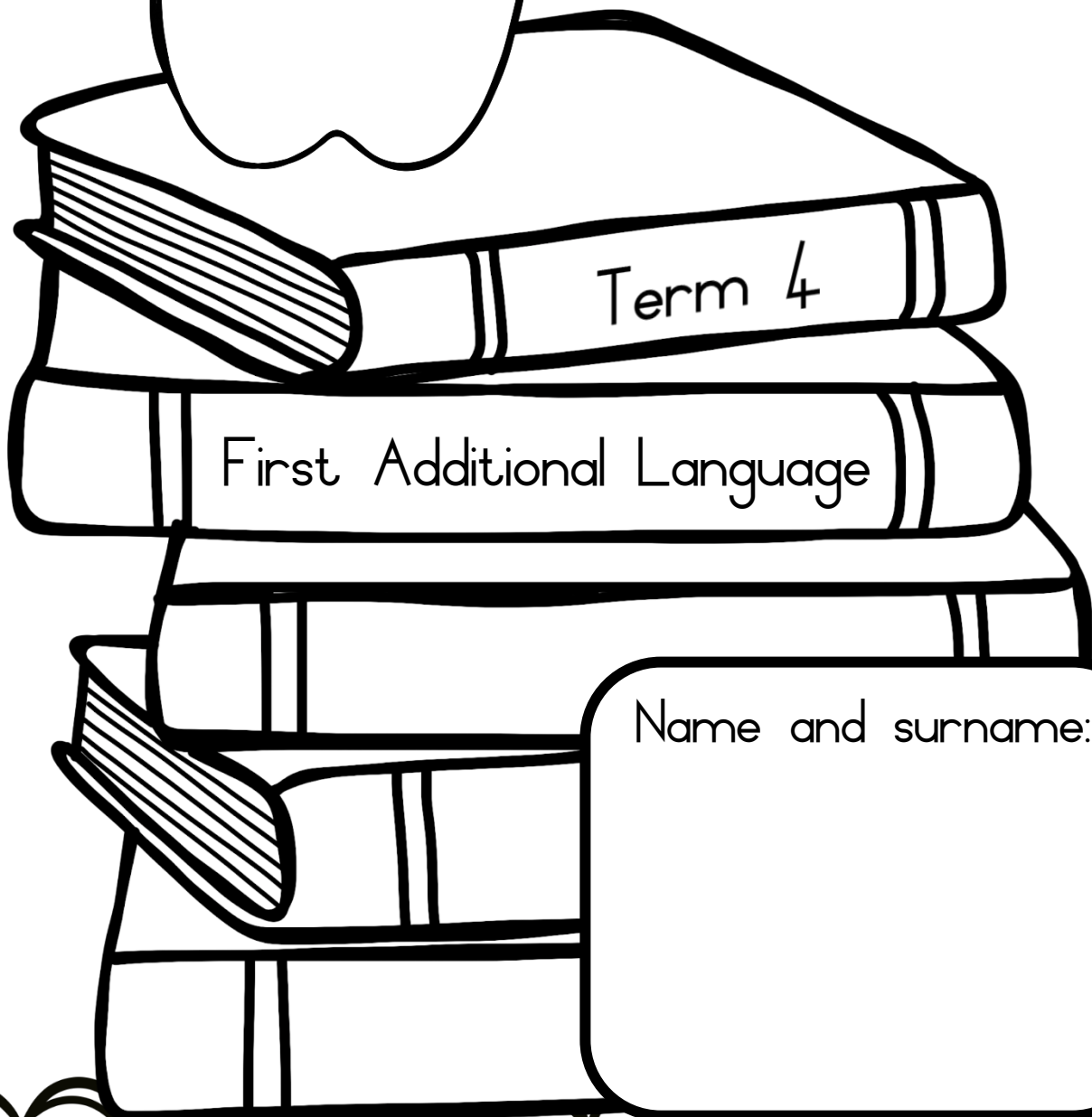





Grade 3
English





Name and surname:

Vowel digraphs


ar




star	hard	alarm	car	park
jar	barn	far	card	bark
yard	farm	smart	harm	dark



er



fern	germ	jerk	jersey
swerve	her	herd	under



Vowel digraphs

ir

bird

dirt



shirt

first

flirt

girl

skirt



ur

turn

return



hurt

nurse

burn

burst

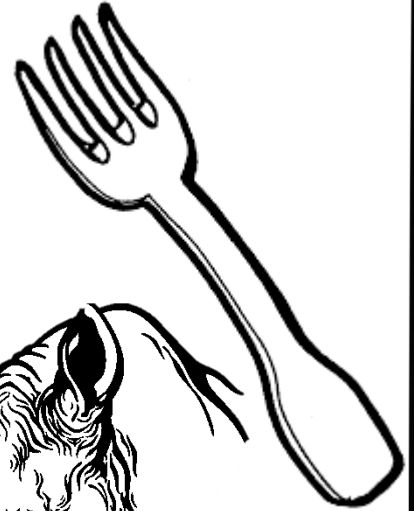

fur



Vowel digraphs

or


fork	born
story	torn
short	horn
doctor	sport
for	score
sort	orange



Read the sentences and fill in the correct vowel digraph.


-ar, -er, ir, -or, -ur

1. I eat with a f____k.
2. The b____ds chirp in the morning.
3. My mother tells a st____y.
4. My father drives a red c____.
5. I gave my brother a birthday c____rd.
6. The monster is und____ the bed.
7. Soccer is my favourite sp____t
8. Their team got te best sc____re.
9. The g____l is wearing a sk____rt.



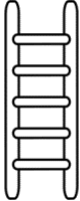
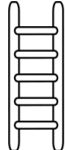

Degrees of comparison


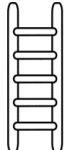
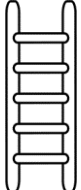
hot	hotter	hottest
high	higher	highest
fast	faster	fastest
slow	slower	slowest
short	shorter	shortest
tall	taller	tallest
small	smaller	smallest
heavy	heavier	heaviest
big	bigger	biggest
good	better	best
little	less	least
happy	happier	happiest









Degrees of comparison

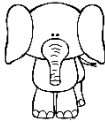
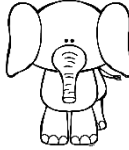

complete the degrees of comparison


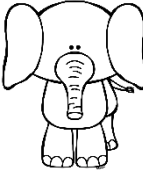

		
		shortest

		
	longer	

		
		smallest

		
little		

		
big		

		
	heavier	


Complete the degrees of comparison.

tall		
good		
fast		
hot		
high		

Pronouns

Use the words in the circles to complete the sentences.

1. He did _____ homework.
2. She took _____ book to school.
3. They ate _____ supper.
4. I ate _____ lunch.
5. You must do _____ homework.
6. It ate _____ food.
7. We did _____ homework.



its

his

her

your


their

our

my

Underline the pronouns in each sentence.

- I have my book.
- You have your toothbrush.
- He has his ruler.
- She has her pen.
- It has its bone.
- We have our books.
- They have their dolls.




Plurals


Rule:

Add an -ies when a word ends with a y.

Singular	Plural
cherry	cherries
strawberry	strawberries
baby	babies
puppy	puppies
jelly	jellies
family	families
dummy	dummies




Colour the correct answer.



strawberries

strawberry



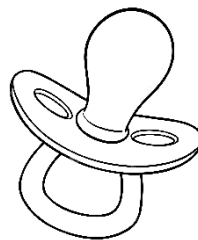
cherry

cherries

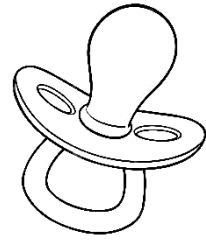


baby

babies




dummies



dummy



Opposites



Opposites are words that have contrary meanings.

big	small
good	bad
pretty	ugly
fat	thin
happy	sad
clean	dirty
open	closed

upside down	right way up
inside	outside
empty	full
day	night
black	white
front	back





Match the opposite of each word by drawing a line with a ruler.



big		ugly
empty		thin
fat		small
pretty		bad
happy		full
good		sad



Opposites



Complete the opposites.



	
big	



	
	dirty



	

Past and future tense

Write down the following sentences in die past and future tense.

I am meeting my friend.	
Past	Yesterday
Future	Next week

I am flying to Cape Town to visit my grandmother.	
Past	Yesterday
Future	Tomorrow

I am doing my homework.	
Past	Yesterday
Future	Tomorrow

Colour the blocks the following way:

- Colour the words in the past tense in GREEN.
- Colour the words in the future tense in BLUE.

next week

yesterday

ate


tomorrow

did

was

walked

will

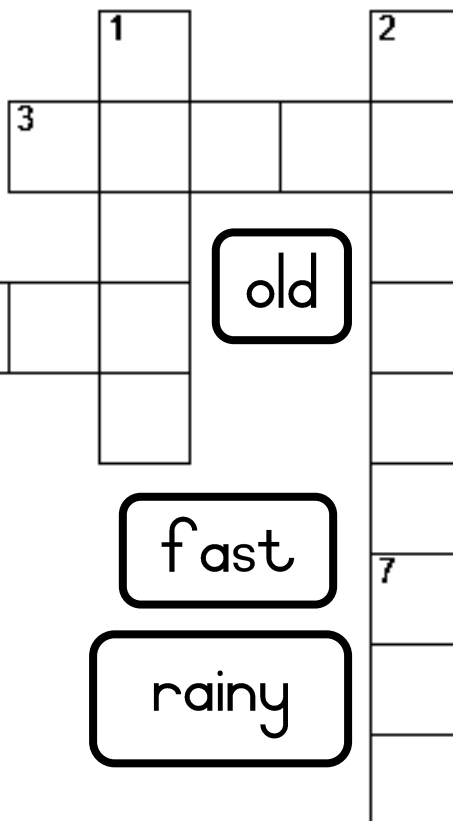


Adjectives


Adjectives are words that describe things. Big, small, green, slimy are examples of adjectives,




sick



red



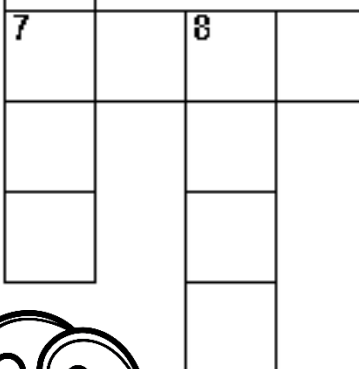
green



beautiful

fast

rainy



large




ACROSS

- 3 The dog found a _____ stick.
- 4 The cow eats the _____ grass.
- 6 The _____ man is very kind.
- 7 He drives a _____ sports car.

DOWN

- 1 It is a _____ day.
- 2 They live in a _____ house.
- 5 My brother is eating a _____ apple.
- 8 The doctor smiles at the _____ boy.





Suffixes
-ing



swimming	walking	baking	dancing	jumping
singing	talking	skipping	running	joking
eating	reading	riding	watching	laughing

-es



boxes	churches	foxes	dishes	glasses
buses	coaches	matches	kisses	watches
fishes	dresses	wishes	brushes	punches

Suffixes

-ly

slowly

quickly

badly

kindly

sadly

nicely

sweetly

easily

noisily

happily

calmly

gladly

loudly

softly

lovely

bad + ly = badly

slow + ly = slowly

-ed



jumped

kicked

looked

laughed

shouted

danced

helped

painted

walked

walked

played

smiled

pushed


asked

loved

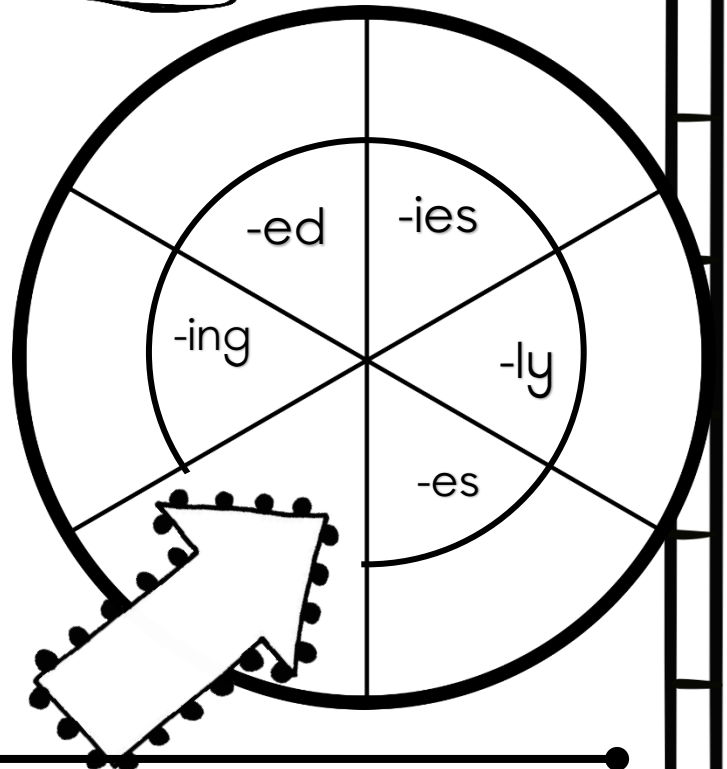
Suffixes

-ed, -ly, -ing, -es, -ies

Use the suffixes in the circles to complete the words.



quick___	smil___
cherr___	loud___
read___	dumm___
match___	lov___
pupp___	dress___
bus___	glad___
slow___	wish___
walk___	famil___



Colour the words the following way.

- Colour -ly green.
- Colour -ing purple
- Colour -ed blue

badly dancing
talked happily
swimming jumped

Suffixes

-ed, -ly, -ing, -es

Write the words in the correct table. Underline the suffix in each word with a colour pencil.


-es

-ly

-ed

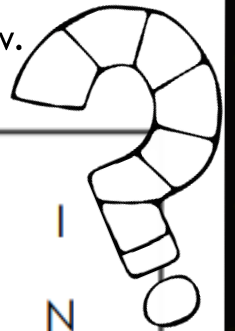

-ing

singing	laughed	walking	quickly
slowly	boxes	glasses	coaches
singing	dancing	walked	running
matched	happily	foxes	dishes
fishes	dished	loved	crying





cry	fly	try	funny	bunny	dummy	my
why	berry	happy	silly	puppy	sly	

Search for the hidden words above in the block below.



B P R H H A P P Y H F I
 E U G **B E R R Y** P E U N
 R S I L L Y I F U B N W
 R H K C R Y K L P U N H
 Y T M W S S Y Y P N Y Y
 M H Q D U M M Y Y N M I
 B M P G I T R Y W Y F O
 I L C G W M Y O C C H E




tch

Use the sounds in the circles to complete the words.

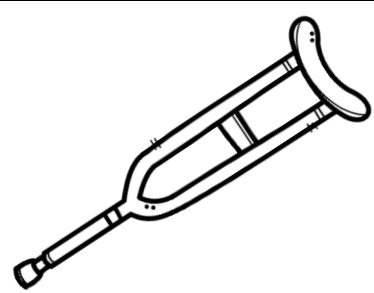
- sti
- wa
- ha
- pa
- ca
- cru
- wi
- ma



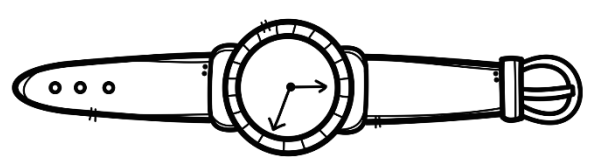
__ tch



__ tch




___ tch




__ tch



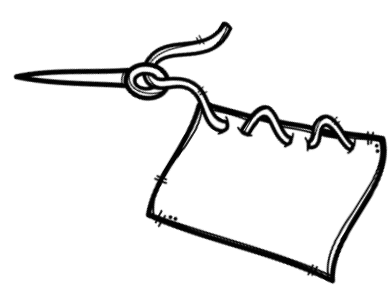
__ tch



__ tch



__ tch



___ tch

Colour the sound.

1 - blue

2 - green

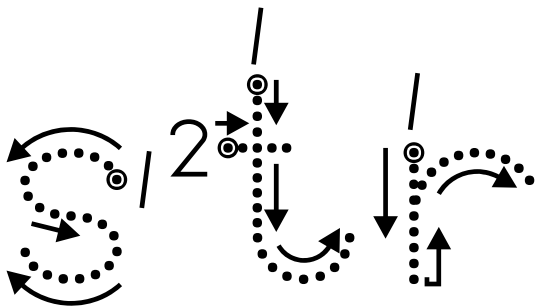
3 - red

s¹ t² r³

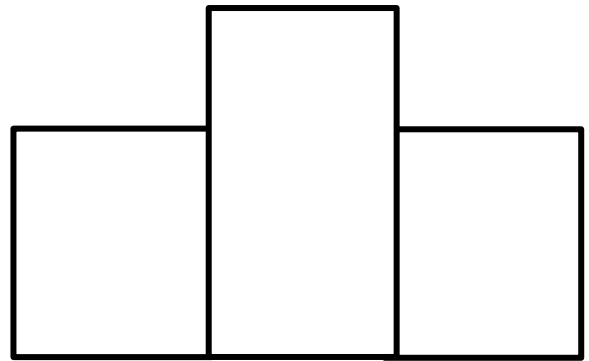
Say the sound.

str

Trace the sound.



Write the sound in the blocks.




Read the words.

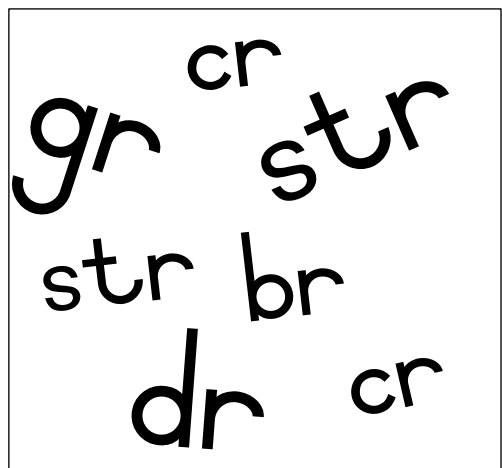
street	strong	stretch	string	straw	stream	stripe
--------	--------	---------	--------	-------	--------	--------

Complete the words.

1. _____ eet
2. _____ ing
3. _____ etch
4. _____ ipe
5. _____ ong
6. _____ aw



Circle all the "str" sounds.



Colour the sound.

1 - pink

2 - green

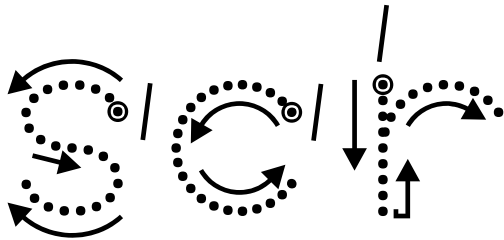
3 - purple

1 2 3
scr

Say the sound.

scr

Trace the sound.



Write the sound in the blocks.

--	--	--

Read the words.

scream	scratch	screw	scroll	screen	scrape	scrub
--------	---------	-------	--------	--------	--------	-------

Complete the words.

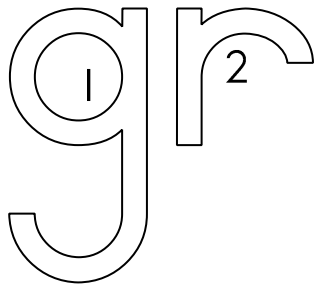
1. ____ub
2. ____eam
3. ____oll
4. ____een
5. ____ape
6. ____atch



Circle all the "scr" sounds.



Colour the sound.

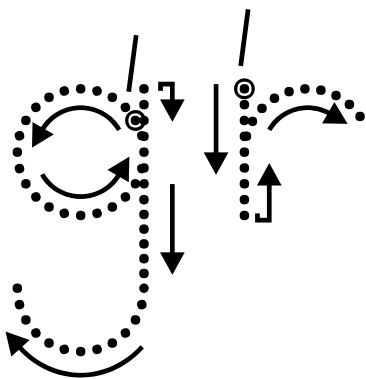


1 - yellow
2 - orange

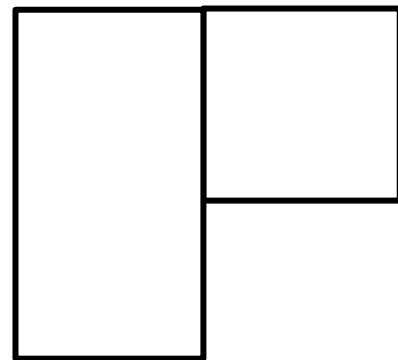
Say the sound.

gr

Trace the sound.



Write the sound in the blocks.




Read the words.

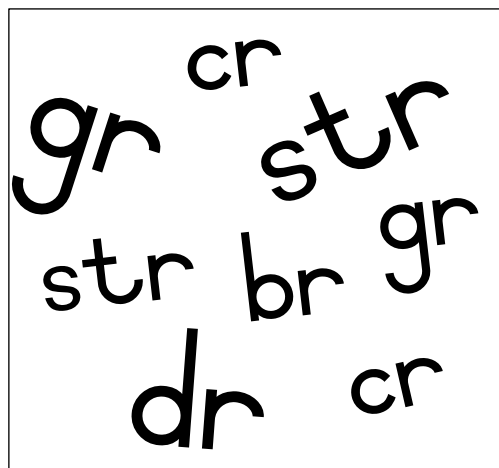
grapes	green	grass	ground	grow	grab	grave
grasshopper	groom	graph				

Complete the words.

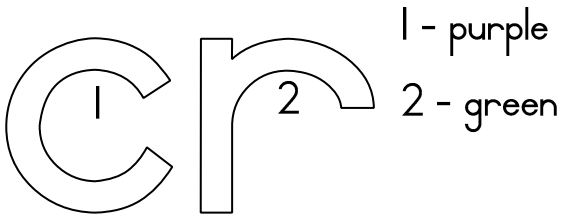
7. _____ een
8. _____ apes
9. _____ ass
10. _____ ow
11. _____ ab
12. _____ ave



Circle all the "gr" sounds.



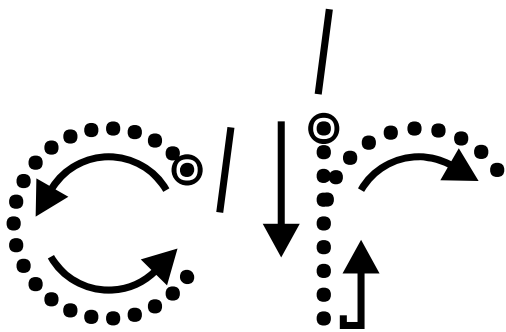
Colour the sound.




Say the sound.

cr

Trace the sound.



Write the sound in the blocks.




Read the words.

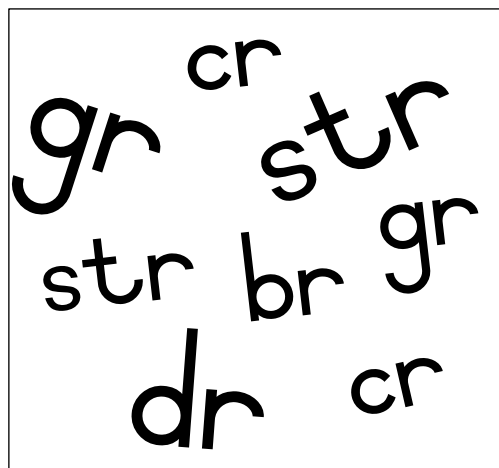
crab	cream	crown	crow	crayon	cross	crack
------	-------	-------	------	--------	-------	-------

Complete the words.

1. ___ow
2. ___ab
3. ___own
4. ___eam
5. ___ack
6. ___ayon



Circle all the "cr" sounds.



Colour the sound.

b r

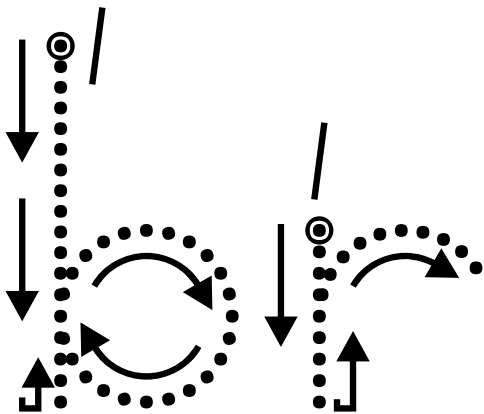
1 - yellow

2 - red

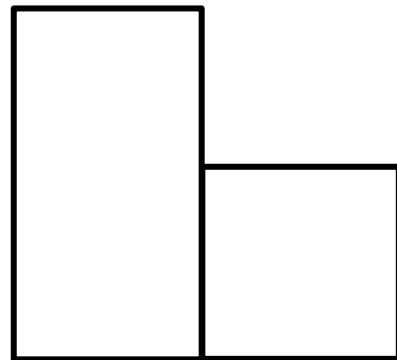
Say the sound.

br

Trace the sound.



Write the sound in the blocks.



Read the words.

bread	broom	bridge	brave	break	brown	bride
brush	bricks	brain	branch	broth	broken	broccoli

Complete the words.

1. ___ush


2. ___ave

3. ___own

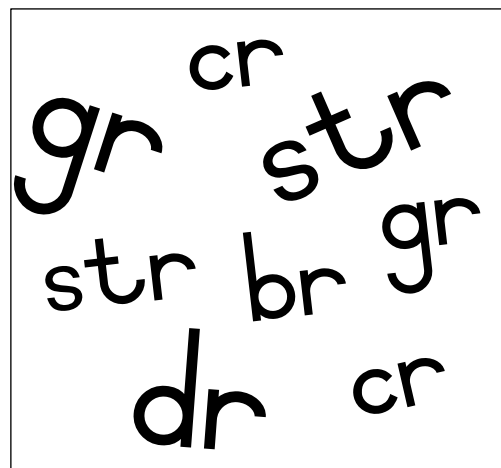
4. ___ead

5. ___occoli

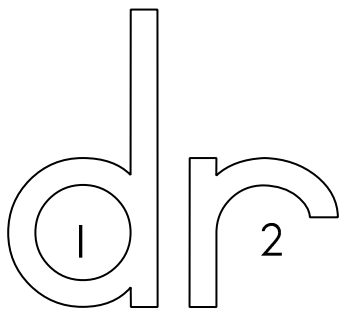
6. ___ide



Circle all the "br" sounds.



Colour the sound.



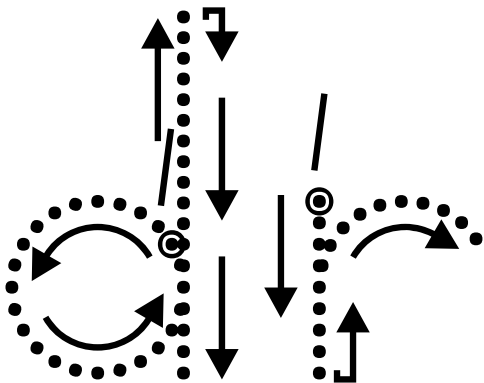
1 - yellow

2 - red

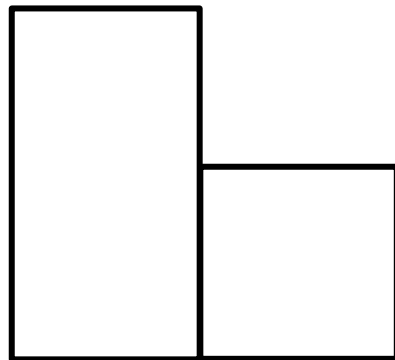
Say the sound.



Trace the sound.



Write the sound in the blocks.



Read the words.

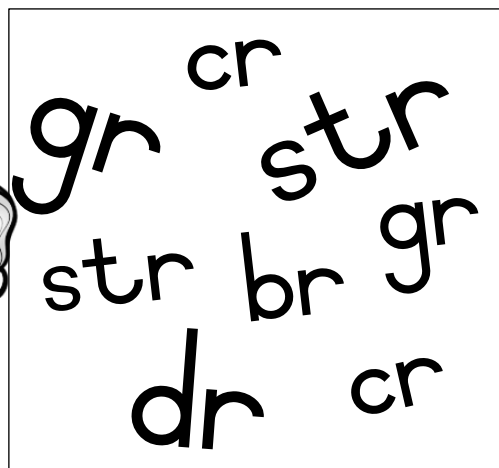
drum	dress	dragon	dream	draw	drive	drink
dry	drop	drip	drill	drag	drain	dribble

Complete the words.

1. ___aw
2. ___agon
3. ___ess
4. ___ink
5. ___ive
6. ___um



Circle all the "dr" sounds.




Consonant blends

Choose the correct consonant blend in the block and complete the words. Color in the block.




— — ass

cr gr br dr



— — idge

cr gr br dr



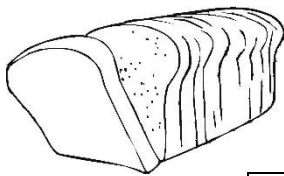
— — ab

cr gr br dr



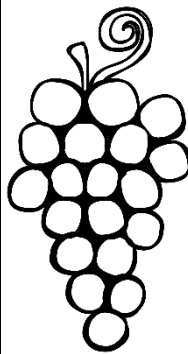
— — ow

cr gr br dr



— — ead

cr gr br dr



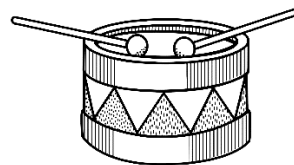
— — apes

cr gr br dr



— — oom

cr gr br dr



— — um

cr gr br dr

Consonant blends

Build the words below.

str

- eet
- etch
- ing

br

- eak
- ave
- ead

dr

- eam
- ess
- dragon


gr

- ass
- een
- grab

Complete the sentences by filling in the correct consonant digraph.

br-, gr-, cr-, str-, dr-

1. I had a bad ____eam last night.
2. I caught a ____ab at the beach.
3. My father cut the ____ass.
4. My mother baked a fresh ____ead.
5. My brother is very ____ave.
6. My father bought my mother a ____ing of pearls.
7. The criminal ____abbed her purse.
8. The knight slayed the ____agon.



Colour by DIGRAPH

