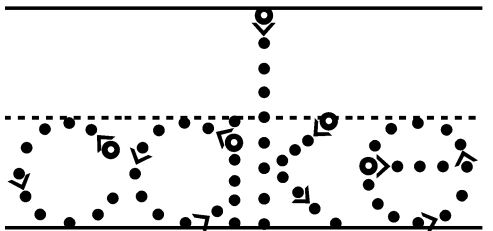
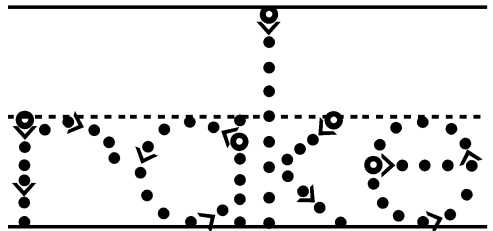
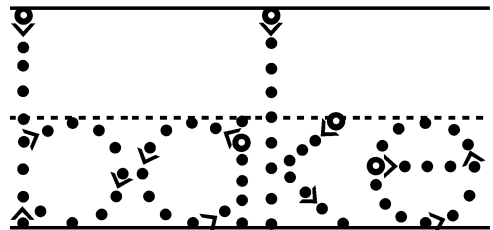
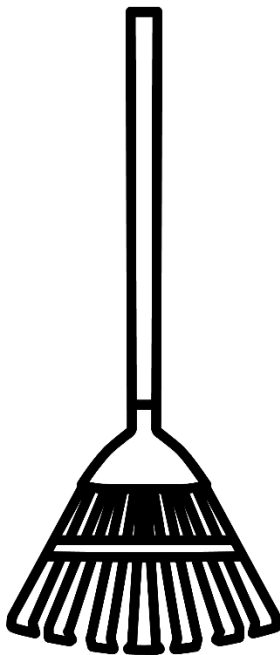


GRADE 3

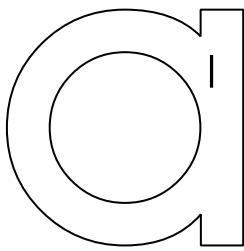
English First Additional Language

Term /



Name:


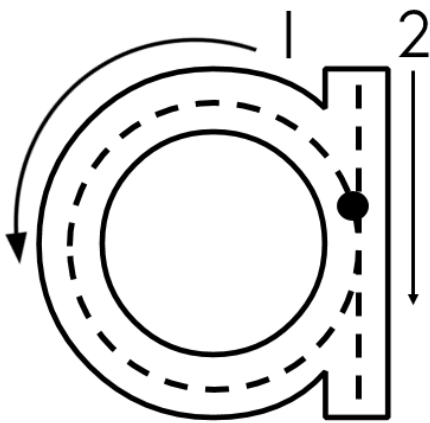
Colour the "a".




1 - red

Read the words and listen to the sound.

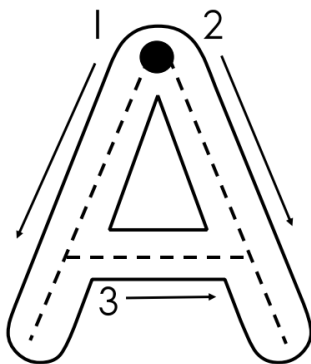
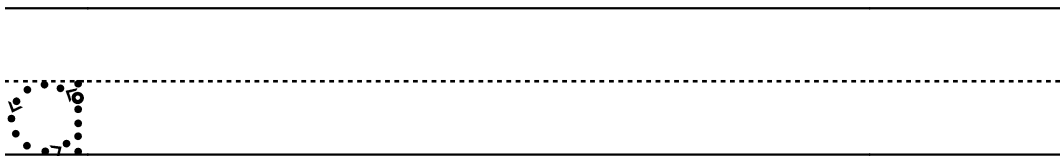
sad	mad	bag
had	dad	cat
ant	hat	mat



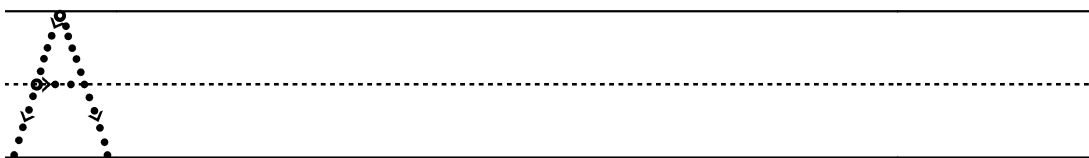
Circle the "a" sound.

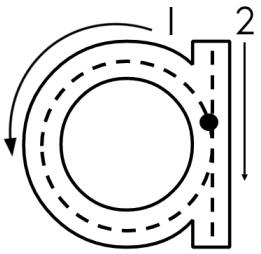


Practice the letter.

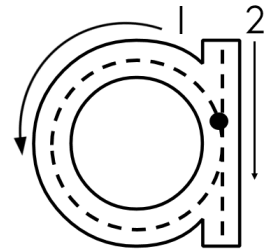


Practice to write the capital letter.





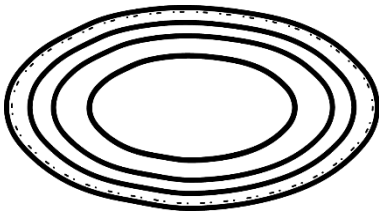
a sound




Read the words and underline the "a" sound.

cat	mad	hat	pan
hat	dad	mat	man
rat	sad	nap	ant

Practice the word and then write the word on your own.



mat




hat




sad



mad



cat



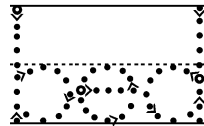
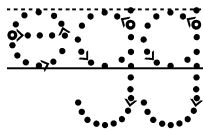
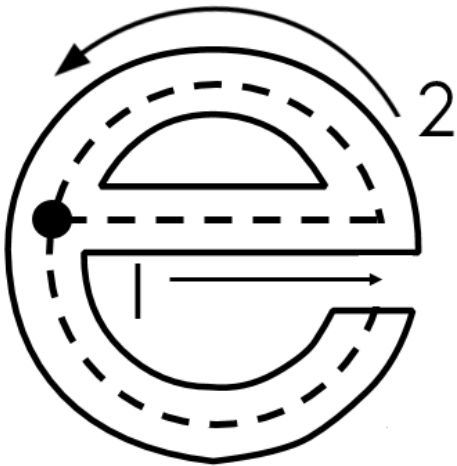
bat

e sound

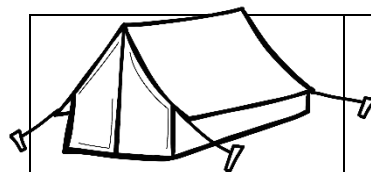
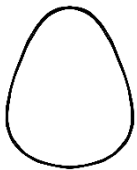

Read the words and underline the "e" sound.

egg	when	end	get
ten	hen	Ken	net
Ben	bed	men	pet

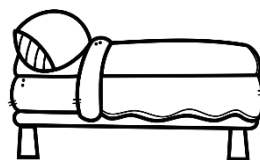
Practice writing the e.



Write the word for the following pictures.

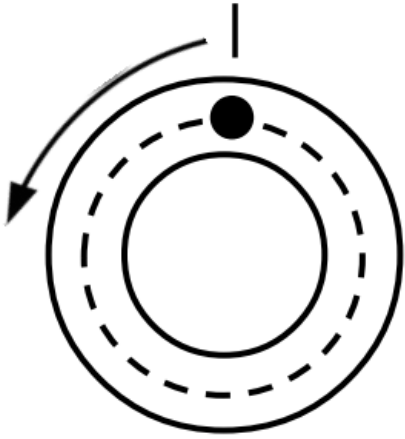


10




o sound


Read the words and underline the "o" sound.



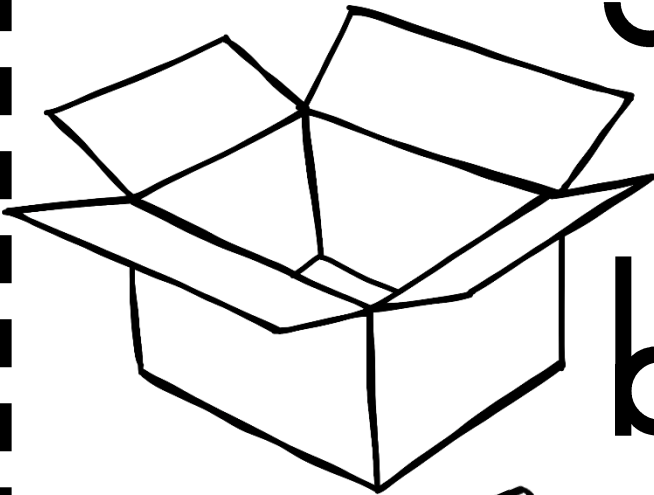
box	dog	hot	dot
fox	log	cot	mop
hot	socks	hops	pot



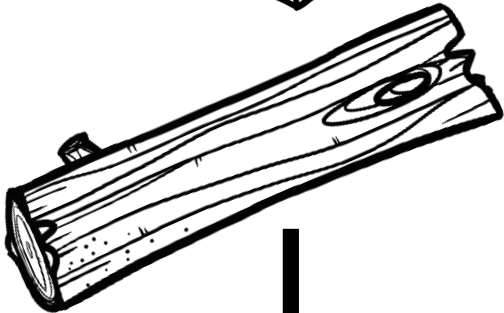
dog



hops




box



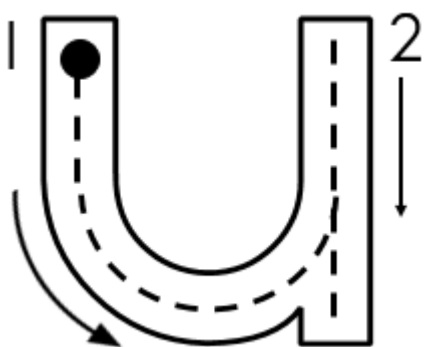
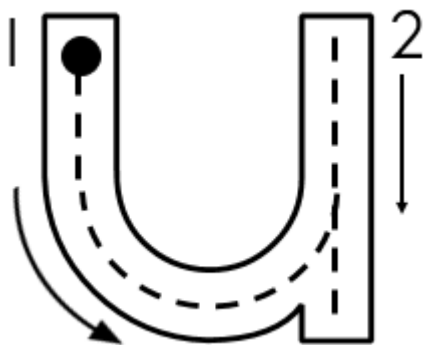
log

sock




u sound


Read the words and underline the "u" sound.




run	cup	gum	bus	hut
fun	up	mum	nun	cut
sun	pup	sum	hug	nut
ducks	up	jump	under	bug




ducks



sun



up



jump

2
○



i sound

Read the words and underline the "i" sound.




in	big	bin	big	fit
sit	dig	bit	hit	pig

The cat is **in**
the bucket.



bin

big




dig

Complete the words by filling in the correct sound.


a, e, o, i and u



s__ck



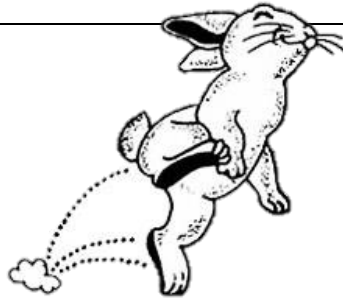
d__ck




t__nt




j__mp




h__ps




h__t



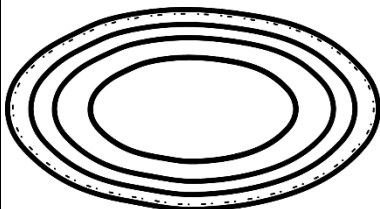
__gg



__nt



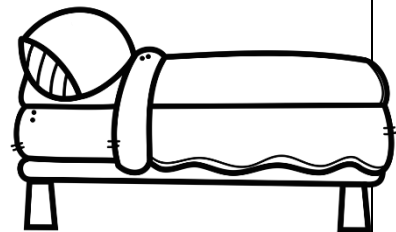
__p



m__t



d__g




b__d


mice rice nice

bike ride time


Use the i and e sound to complete the words.




t__m__



b__k__



r__c__



m__c__



r__d__



n__c__

kite

nine

five

bite

slide

hive

line

lime


prize

ripe

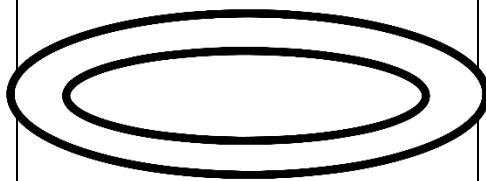
make rake cake

take bake lake

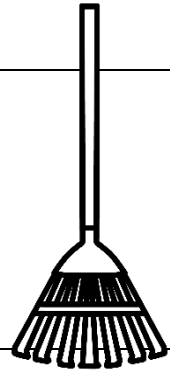
Use the a and e sound to complete the words.




c _ k _




pl _ t _



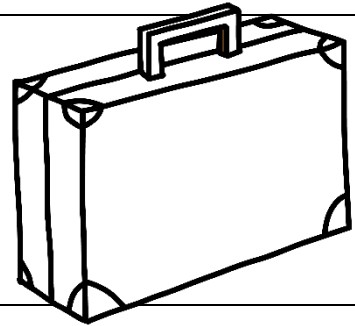
r _ k _



l _ k _




gr _ p _




c _ s _



sk _ t _

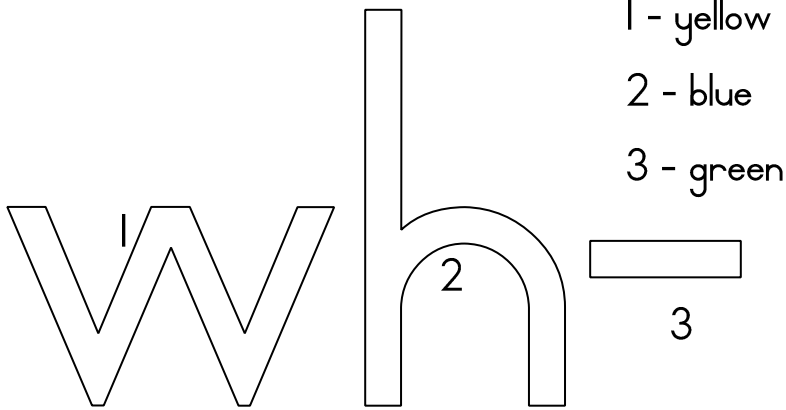


d _ t _



w _ v _

Colour the "wh" sound.



1 - yellow

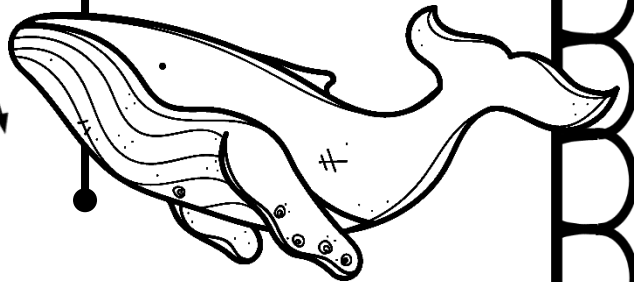
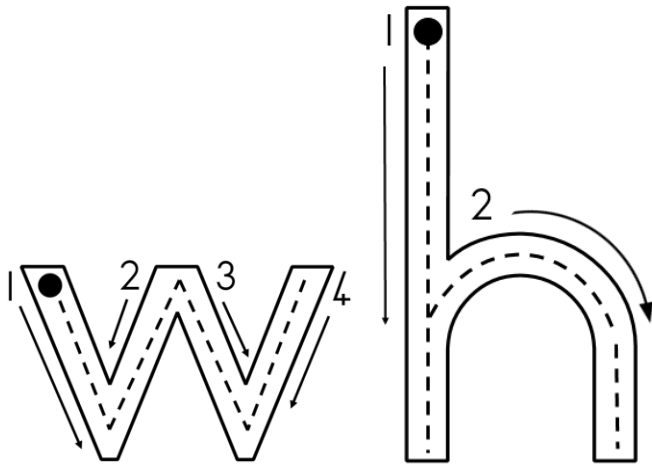
2 - blue

3 - green

• Read the words.

• Underline the wh- sound

whale	wheel
whirl	white
whether	who
what	when
where	why



Practice writing the words.

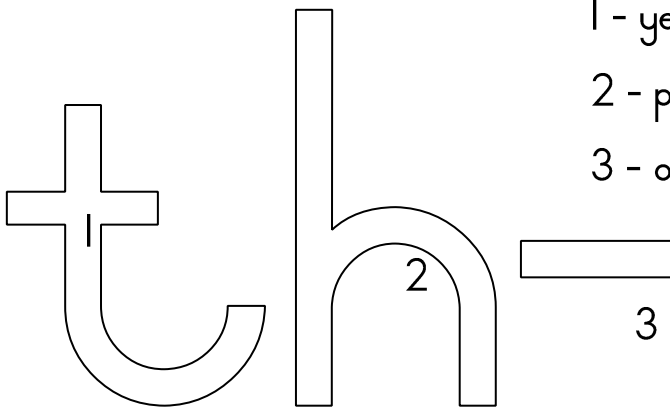
whale		what	
whirl		who	
when		where	
why		white	

Colour the "th" sound.

1 - yellow

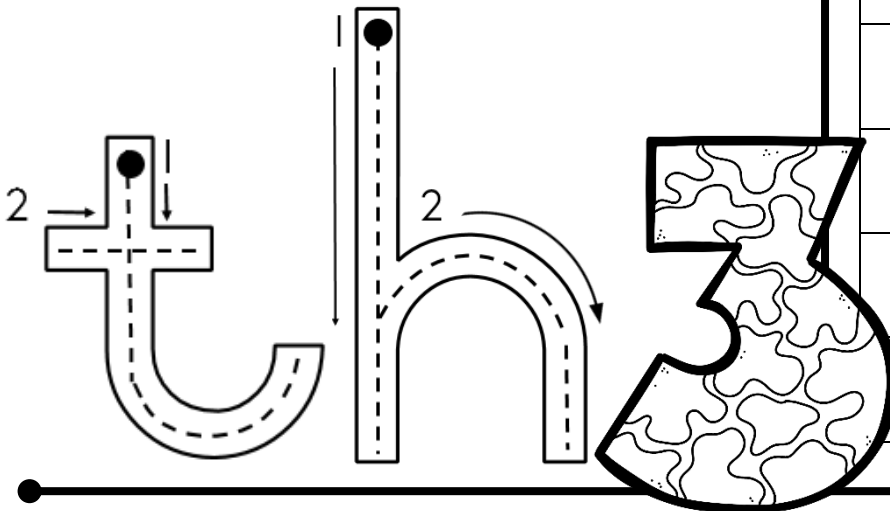
2 - pink

3 - orange



- Read the words.
- Underline the th- sound


that	there
then	they
this	the
thorn	three
them	think
thick	threw
thin	their
Thursday	



Practice writing the words.

then		thick	
thin		threw	
this		three	
that		there	

Colour the "sh" sound.




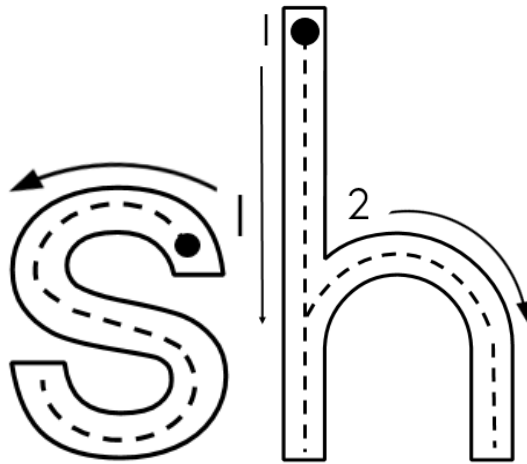
1 - yellow

2 - purple





3 - pink

- Read the words.
- Underline the sh- sound

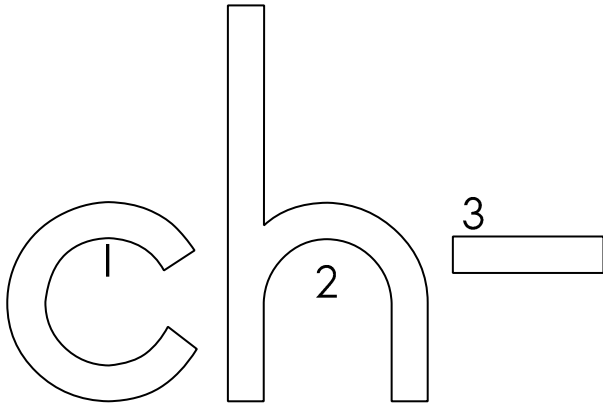
shoe	shop
shark	shy
sharp	ship
sheep	shrimp
shell	she



Write the words for each picture.



Colour the "ch" sound.




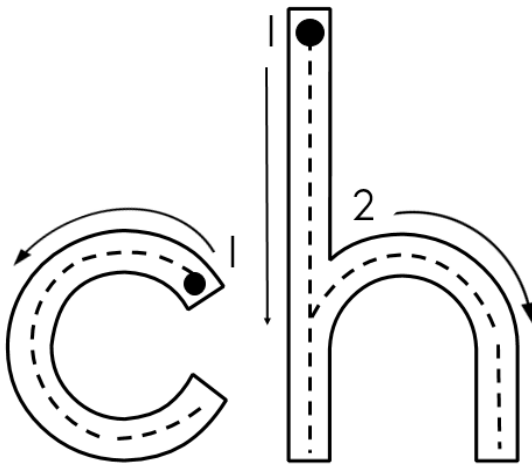
1 - blue

2 - purple

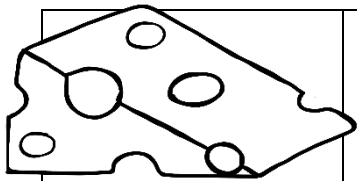

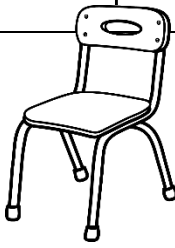
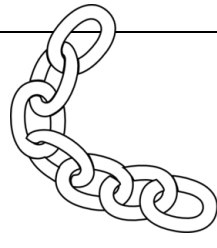




3 - green

- Read the words.
- Underline the ch- sound

chimp	watch
chicks	chair
cheese	chain
chocolate	church
children	chicken

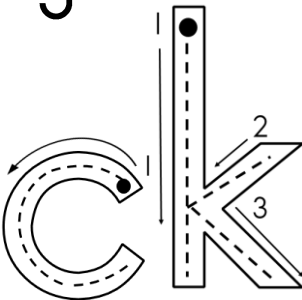


Write the words for each picture.

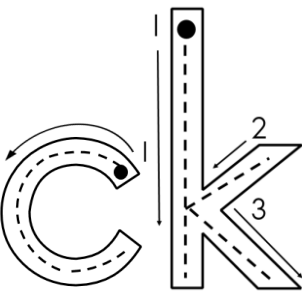
			
			

Words ending with -ck

neck



chick



- Read the words.
- Underline the -ck sound

check	neck
deck	chick
chick	brick
back	stick
lick	duck



Use the words to complete the sentences.

neck	lick	chicks	bricks	stick
------	------	--------	--------	-------

1. Mother hen has six new _____.

2. Our house is build out of _____.

3. The dog catches the _____.


4. I took a _____ of my ice cream.

5. Between your head and shoulders is your _____.

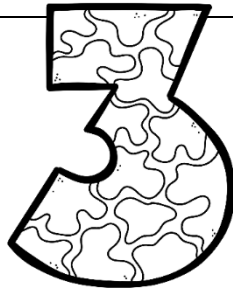


Complete the words by filling in the correct sound.

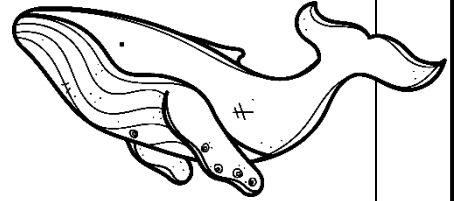
th-, wh-, ch-, sh-



___eep




___ree




___ale




___oe



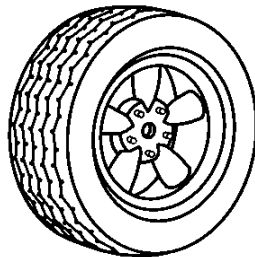
___air



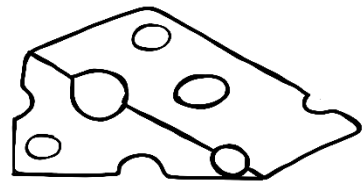
___ick




___ip




___eel



___eese




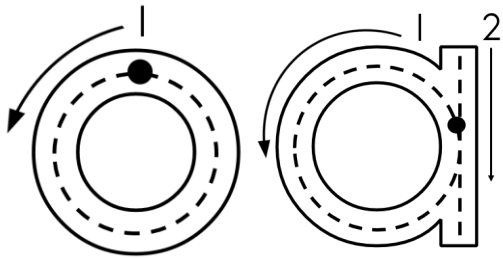
___in



___urch



___irl



Practice writing the sound

Fill the oa sound into the blocks.

--	--

Complete the words.

r ____ d s ____ p
g ____ t b ____ t
c ____ l ____ ts
c ____ t r ____ d


Write your own oa words.

Write a sentence with the oa sound and underline the word with a colour pencil.

oa sound

Read the words and underline the sound.

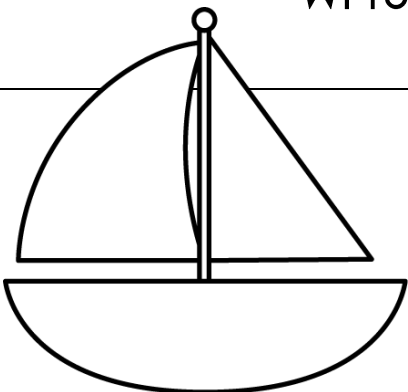
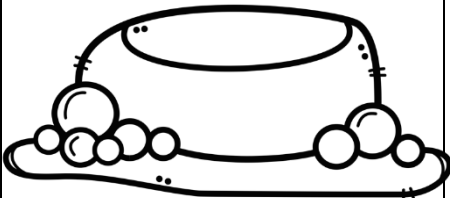

goat	coat	coal	float
toad	oats	road	throat
soap	boat	coat	toast



Underline the oa word in each sentence.

1. The car is driving on the road.
2. My throat is sore.
3. There is a toad in the pond.
4. The boat is sailing on the ocean.
5. The boy is eating oats.

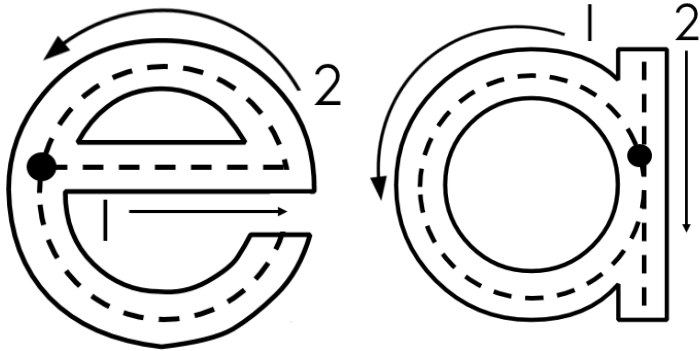
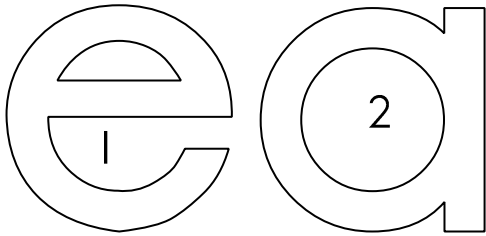
Write the word for each picture.

Colour the sound.

1 - blue

2 - red



- Read the words.
- Underline the ea sound.

neat	clean
mean	meat
beach	seat
eat	deal
heat	lean
seal	meal

Build the words.

n → [] [] [] []

t → [] [] [] []

a → [] [] [] []

l → [] [] [] []

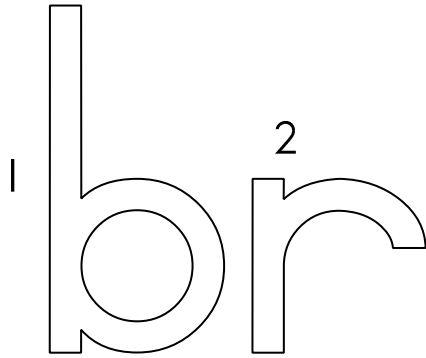
m → [] [] [] []

l → [] [] [] []

s → [] [] [] []

l → [] [] [] []

Colour the br sound.

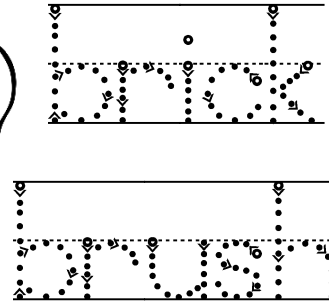
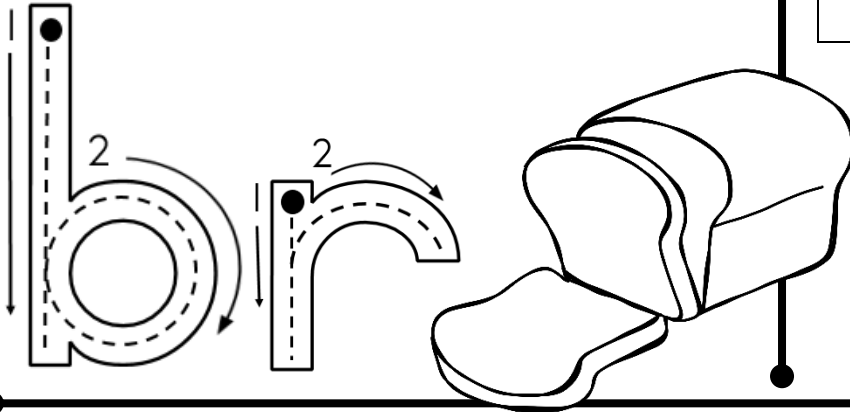


1 - pink

2 - purple

- Read the words.
- Colour the br sound.

brush	brown
brick	bread
broom	bring
brain	bride



Build the words.

A glue stick with the letters 'br' on it. Four lines connect the glue stick to four boxes containing the suffixes: 'ush', 'ick', 'own', and 'ead'. Each box has an arrow pointing to a set of four empty boxes for building the words.

ush → [] [] [] []

ick → [] [] [] []

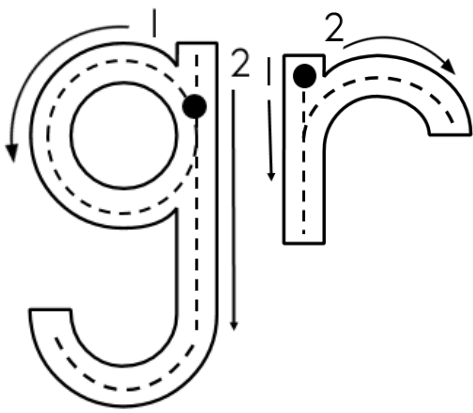
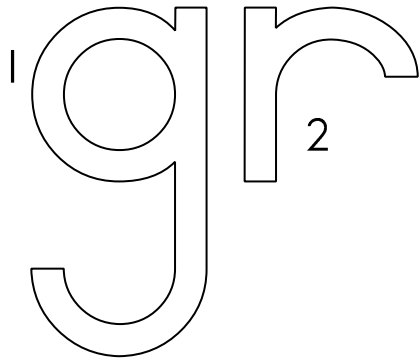
own → [] [] [] [] [] []

ead → [] [] [] [] [] []

Colour the "gr" sound.

1 - purple

2 - green



- Read the words.
- Colour the "gr" sound.

green

grin


grass

grow

grab

great

Colour the grass green.



Build the words.

een →

ass →

in →

ow →

Colour the "cr" sound.


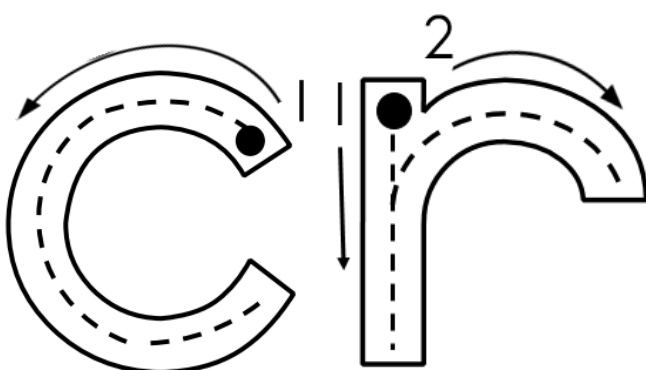
1 - grey

2 - yellow

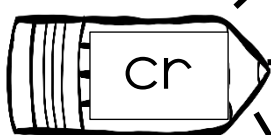
1 2
C r

- Read the words.
- Colour the "cr" sound.

crab	creep
cross	crow
crack	crown
cry	crawl



Build the words.



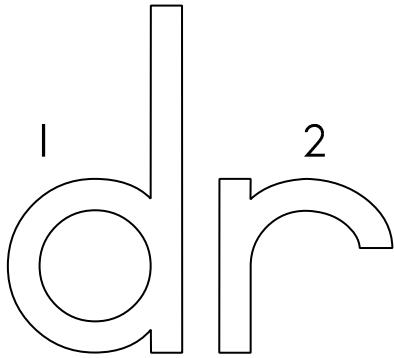
ab →

oss →

eep →

awl →

Colour the "dr" sound.

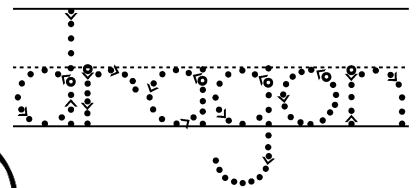

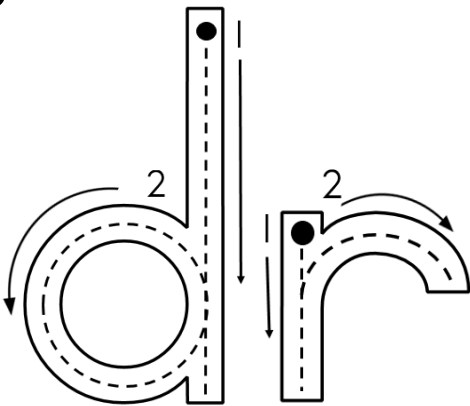


1 - purple

2 - orange

- Read the words.
- Colour the "dr" sound.

drum	dress
dragon	drop
dream	drink
drag	dry
draw	drain



Build the words.

A crayon with the letters 'dr' on its label.

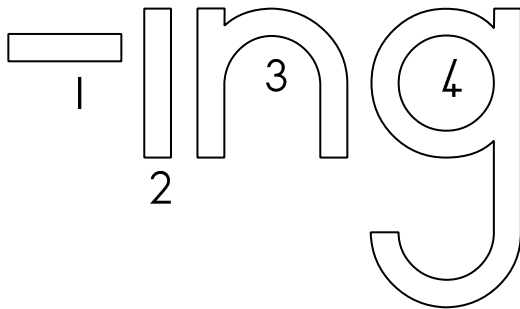
ess →

ink →

op →

aw →

○ Colour the "ing".



1 - red

2 - blue

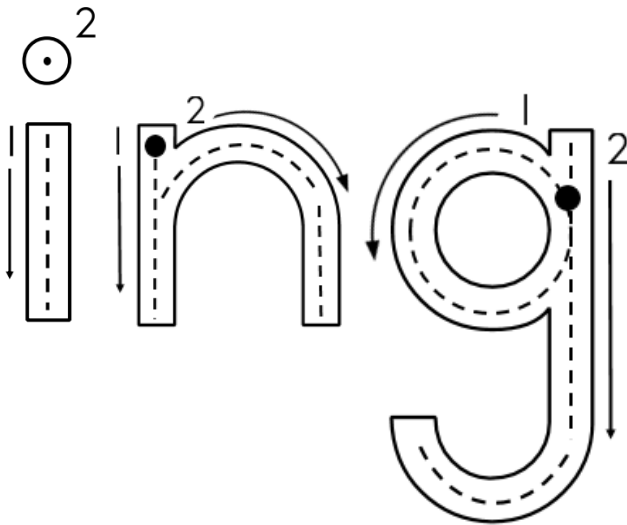
3 - yellow

4 - green

• Read the words.

• Underline the -ing sound

sitting	drinking
running	digging
kicking	watering
racing	reading
hitting	eating
singing	climbing
barking	drinking
playing	looking
dancing	winning
sleeping	



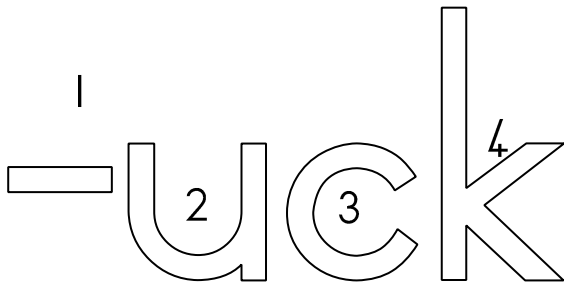
Complete the sentences by using the words in the blocks.

dancing	sitting	kicking	barking	sleeping	drinking
---------	---------	---------	---------	----------	----------

- The boy is _____ the ball.
- The girl is _____ on her bed.
- My dad is _____ on the chair.
- The dog is _____.
- The ballerina is _____.
- She is _____ juice.




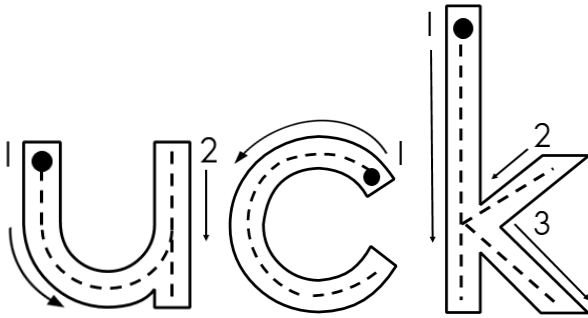
Colour the "uck".



- 1 - pink
- 2 - yellow
- 3 - purple
- 4 - blue

- Read the words.
- Underline the -uck sound

luck	buck
truck	duck
tuck	cluck

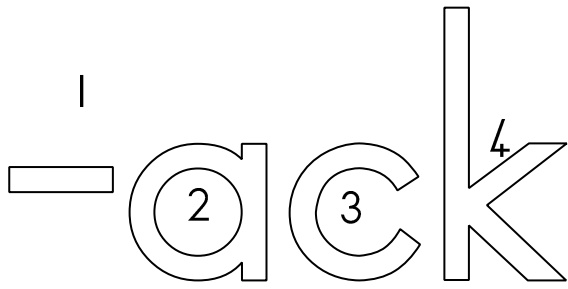


Find the "-uck" words below and colour them.

duck buck cluck truck

c	r	a	c	k	b
d	u	c	k	o	u
c	l	u	c	k	c
m	x	c	k	a	k
a	y	t	t	f	o
c	t	i	n	k	a
k	h	i	u	h	c
t	r	u	c	k	k
l	l	i	n	k	g

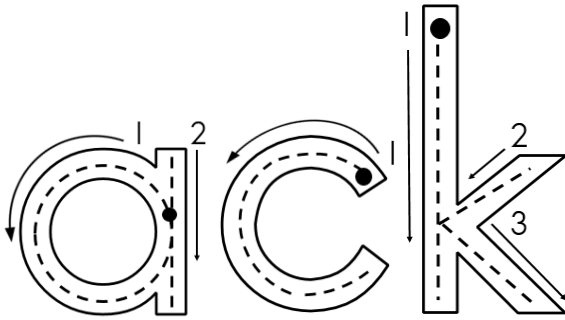
Colour the "ack".



- 1 - red
- 2 - yellow
- 3 - purple
- 4 - green

- Read the words.
- Underline the -ack sound

black	crack
smack	sack
back	rack
snack	track

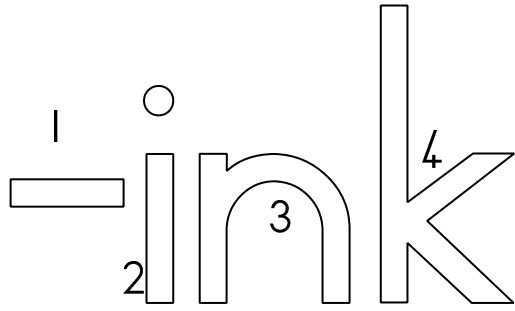


Find the "-ack" words below and colour them.

black crack smack
 rack back sack

c	r	a	c	k	h
n	r	a	i	h	r
s	r	a	n	n	i
m	a	c	k	a	b
a	c	t	t	f	l
c	k	i	n	k	a
k	h	i	u	h	c
o	s	a	c	k	k
b	a	c	k	k	g


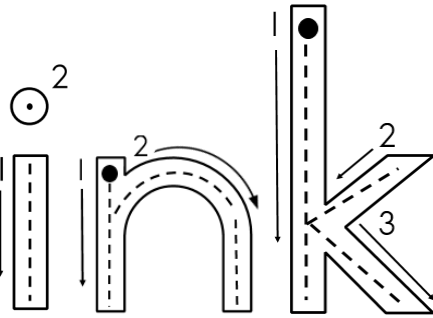
Colour the "ink".



- 1 - red
- 2 - blue
- 3 - yellow
- 4 - green

- Read the words.
- Underline the -ink sound

ink	drink
wink	stink
blink	sink
shrink	pink



Find the "-ink" words below and colour them.

ink drink wink
stink blink sink

i	t	r	s	c	d
n	r	a	t	w	r
k	r	a	i	i	i
z	x	c	n	n	n
t	y	t	k	k	k
s	t	i	n	o	t
s	i	n	k	h	r
e	i	p	s	n	y
b	l	i	n	k	u