

Mathematics
Assessment Term 1
Grade 2

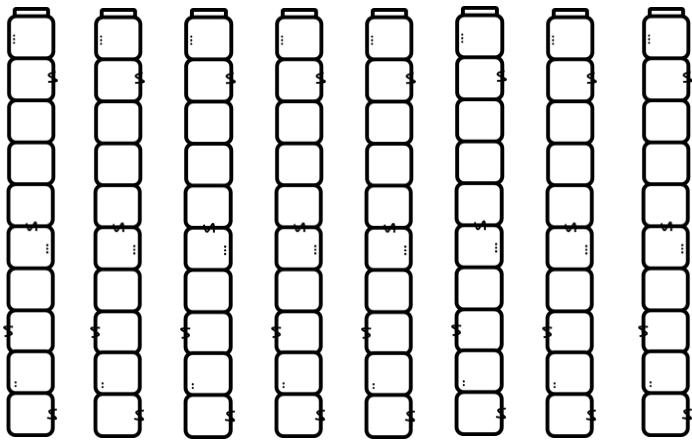
Name and Surname: _____

Date: _____

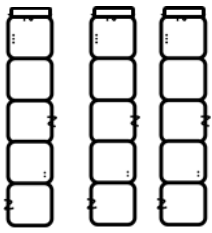
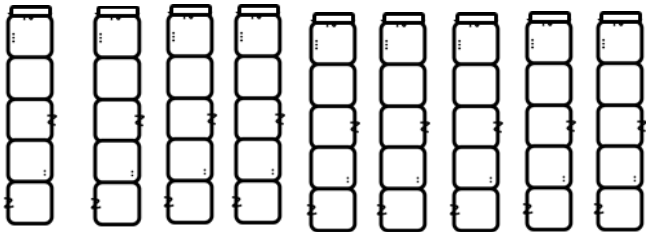
Content		Mark
1. Numbers, operations and relationships	60	
2. Patterns, functions and algebra	10	
3. Space and shape	13	
4. Measurement	12	
5. Data handling	5	
	Total	100

Numbers, operations and relationships

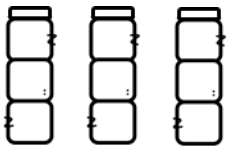
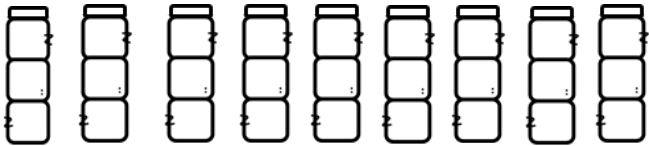
1.1. Count the amount of blocks you see. To make it easier, count in groups. Write your answer in the blocks. (3)



=



=



=

1.2 Complete – Count forward and back. (19)

a. 100, 110, ____, ____, ____, ____, 160, (4)

b. 200, 195, ____, ____, ____, 175, 170. (3)

c. 122, 124, ____, ____, ____, 132, _____. (4)

d. 77, 80, ____, ____, ____, 92, _____. (4)

e. 155, 144, ____, ____, ____, _____. (4)

1.2 Match the number names and the number symbols. (5)

82

twenty-two

100

fifty-four

12

eighty-two

54


twelve

22

one-hundred

1.4 Study the numbers in the bees and then answer the questions.

$$(10 \div 2 = 5)$$



a. Write down the numbers from smallest to biggest. (5)

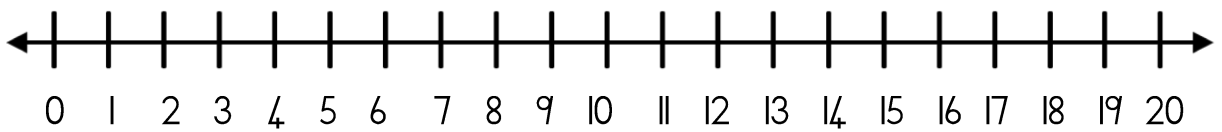
b. Write down the numbers from biggest to smallest. (5)

1.5 Break down the following numbers into tens and ones. $(8 \div 2 = 4)$

Number	Tens	Ones
67		
43		
18		
26		

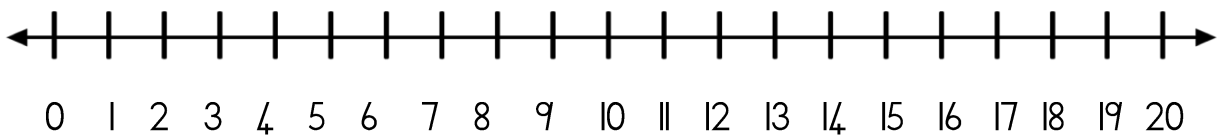
1.6 Use the number line to solve the problem. Show your answer on the number line. You must also write down a number sentence for each problem. $(9 \div 3 = 3)$

Ben has 2 marbles. Karla has 2 marbles more than Ben and Jan has 2 marbles more than Karla. How many marbles do they have all together? (3)



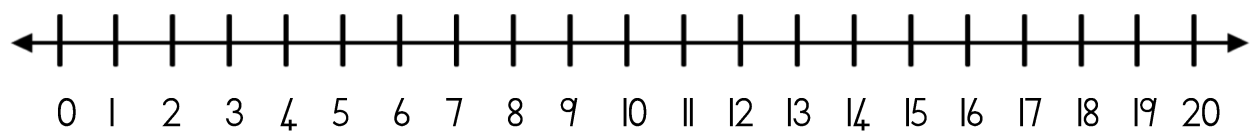
Number sentence: _____

Divan's mom baked 19 cupcakes for his birthday. His friends ate 15 of the cupcakes. How many cupcakes are left? (3)



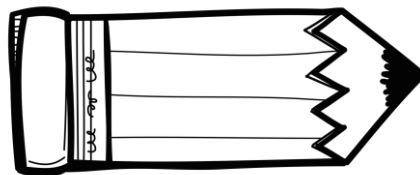

Number sentence: _____

Mia has 11 flowers. Her sister gives her 6 flowers. How many flowers does Mia have now? (3)



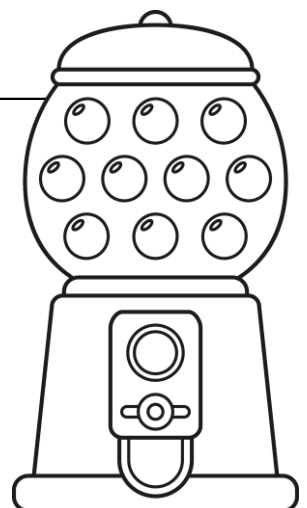
Number sentence: _____

1.7. The teacher has 12 pencils that she would like to divide equally among 4 children. How many pencils will each child get? Use the faces below to help you divide the pencils. Write your answer in the block. (2)






A square box containing an equals sign (=) for the student to write their answer.

1.8 Solve this money problem.

Bubblegum costs 10c each. David spends 50c. How many bubblegum was he able to buy? (2)



1.9. Match the pictures of the money to the correct name. (5)

Money		Name
		Twenty rand
		Five cents
		Five rand
		Fifty rand
		Two rand

1.10. Addition and subtraction

(8 ÷ 2 = 4)

Complete the following sums. Show all operations.

A. $11 + 7 = \square$ (4)

B. $15 - 9 = \square$ (4)

1.11. Mental maths – Complete.

(8)

a. $2 + 2 + 2 + 2 = \underline{\quad}$

b. $1 + 9 = \underline{\quad}$

c. $8 - 4 = \underline{\quad}$

d. $5 + 5 = \underline{\quad}$

e. Write down the number between 17 and 19 = $\underline{\quad}$

f. 1 more than 15 = $\underline{\quad}$

g. 10 more than 15 = $\underline{\quad}$

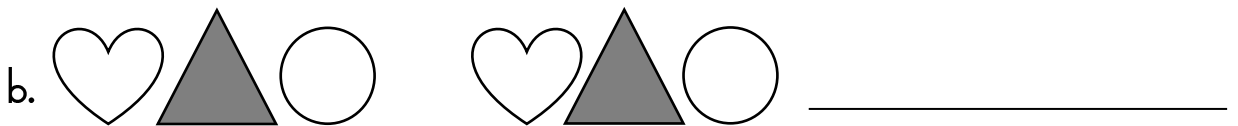
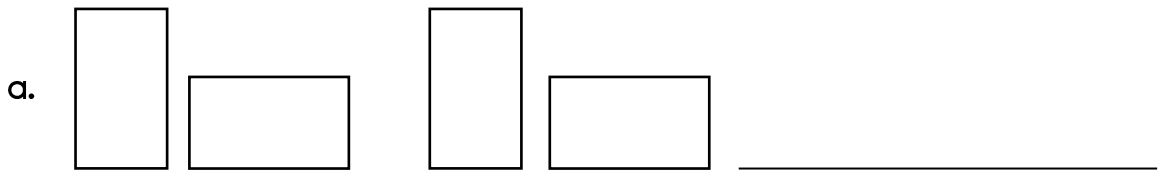
h. 1 less than 15 = $\underline{\quad}$

Numbers, operations and relationships		Mark
I. Counting	3	
2. Counting forward and back	19	
3. Number names and symbols	5	
4. Order of numbers	5	
5. Place value - Breaking up of numbers	4	
6. Problem solving	3	
7. Division	2	
8. Money problem	2	
9. Money - match	5	
10. Addition and subtraction	4	
II. Mental maths	8	
Total	60	


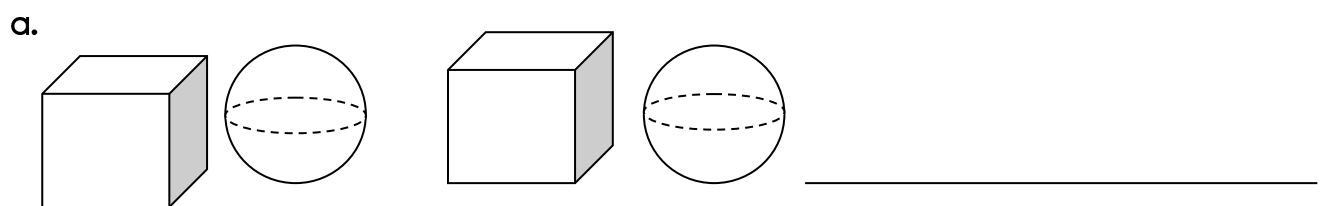
Patterns, functions and algebra

2.1. Geometric patterns

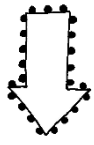
Complete the patterns by drawing the next shape. (2)



2.2. Study the patterns and write down in words which shape comes next. (2)



2.3. Number patterns - Complete these patterns by starting at the arrow. ($18 \div 3 = 6$)



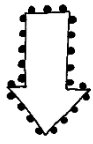
30



40



80



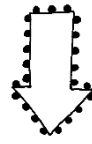
64



66



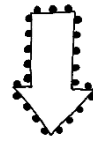
68



25



30



93





94



95



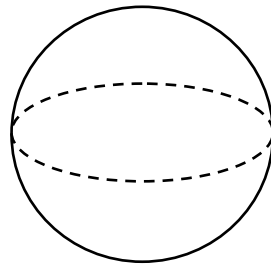
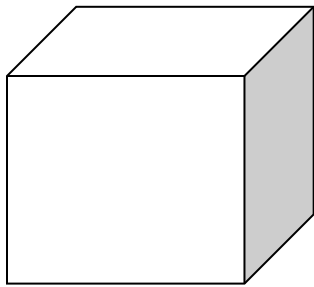
100



Patterns, functions and algebra		Mark
1. Geometric patterns - draw	2	
2. Geometric patterns - describe in words	2	
3. Number patterns	6	
Total	10	

Space and shape

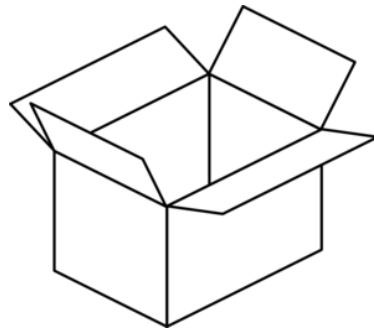
3.1 Name the following 3-D shapes, write the answer down in the blocks. (2)



3.2 Will these shapes slide or roll? (2)



slide
roll



slide
roll

3.3 By using the words small, smaller and smallest, name the pictures. (3)



3.4. By using the words big, bigger and biggest, name the pictures. (3)









3.5. Where is the ball?

Write down if the ball is in front of, behind, inside, over, between or next to the box. ($6 \div 2 = 3$)













Space and shape		Mark
1. Name the shapes	2	
2. Slide or roll	2	
3. Small, smaller, smallest	3	
4. Big, bigger, biggest	3	
5. Position	3	
	Total	13

Measurement

4.1. Study the calendar and answer the following questions.


$$(10 \div 2 = 5)$$

January 2019						
Sunday	Monday	Tuesday	Wednesday	Thursday	Friday	Saturday
		1	2	3	4	5
6	7	8	9	10	11	12
13	14	15	16	17	18	19
20	21	22	23	24	25	26
27	28	29	30	31		


- For which month is this calendar? _____
- How many days are in this month? _____
- How many days are in a week? _____
- Name the day after Wednesday _____
- Name the day before Sunday _____
- On which day did the month start? _____
- Colour in the block that is the 25th of January 2019.
- Which day is between Tuesday and Thursday? _____
- Write down the following special days on the calendar:
 - Mary's birthday is on 7 January 2019.
 - Ben's birthday is on 13 January 2019.

4.2. Number the following sentences from 1 to 5 in the sequence that you would do it in the mornings. (5)


- I brush my teeth.
- I wake up.
- I put on my school clothes.
- I eat breakfast.
- I brush my hair.



4.3. Draw in the hands of the following clocks according to the times in the blocks. (2)





Three o'clock

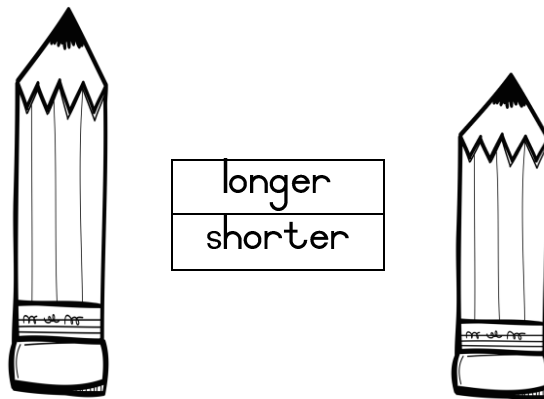
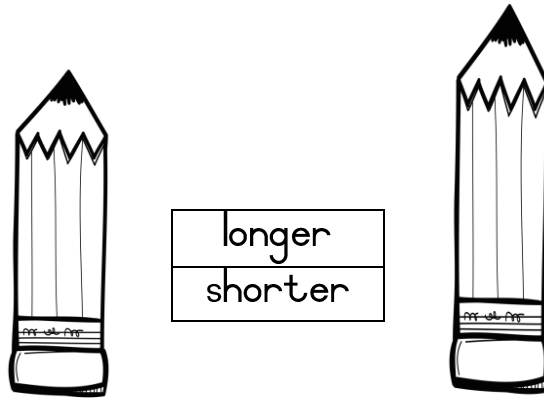


Half past five

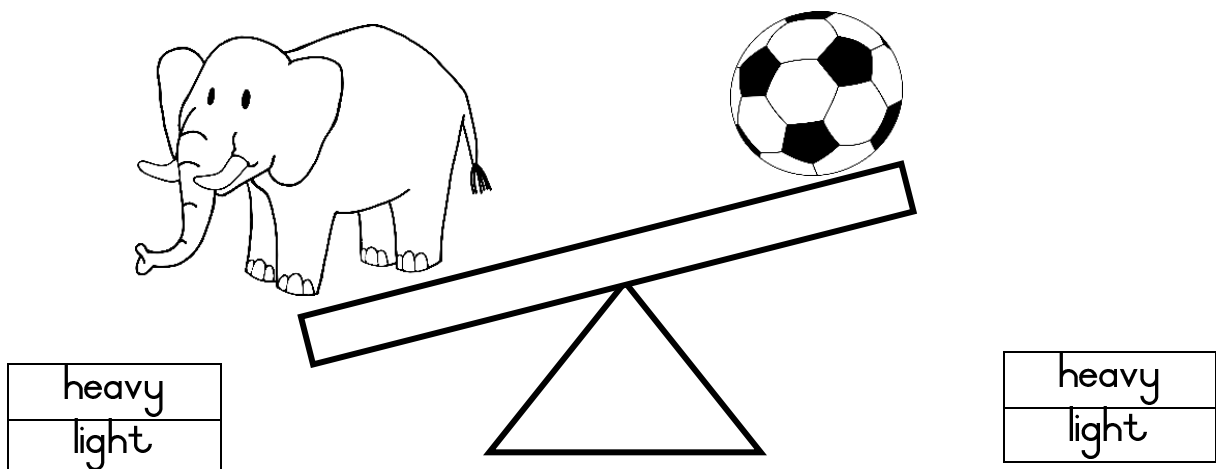
4.4. Write down the time of the following clocks. (2)




4.5. Look at the pictures and colour if the pencil of the second picture is shorter or longer than the first picture. (2)




4.6. Look at the objects on the scale. Colour the correct answer. (2÷2=1)



4.7. Study the following glasses and colour if it is full or empty. (2)





full
empty



full
empty

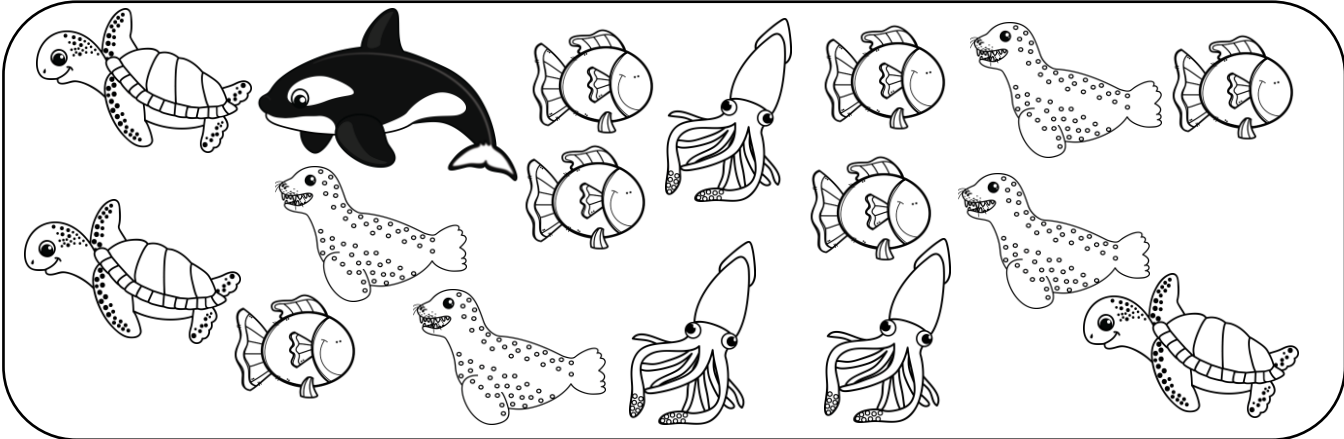
4.8. Write down if the first glass has more or less water than the second glass. (2)



Measurement		Mark
1. Time - <ul style="list-style-type: none"> • Calendar (5) • Sequence of events (5) • Time - draw the hands.. (2) • Time - write down. (2) 	$14 \div 2 = 7$	
2. Length	2	
3. Mass	1	
4. Volume	$4 \div 2 = 2$	
Total	12	

Data handling

Count the sea animals and colour the blocks accordingly.
Name the two axes.



8					
7					
6					
5					
4					
3					
2					
1					
0					
	turtle	octopus	seal	orca	fish

Answer the following questions:

1. Which sea animal has the most blocks coloured in?

_____ (1)

2. Which sea animal has the least blocks coloured in?

_____ (1)

Data handling		Mark
1. 1 mark for colouring the correct number of blocks.	1	
2. 2 points for correctly naming the two axes.	2	
3. 1 point for the correct answer of the most blocks coloured in.	1	
4. 1 point for the correct answer of the least block coloured in.	1	
Total	5	