




Mathematics

GRADE 2


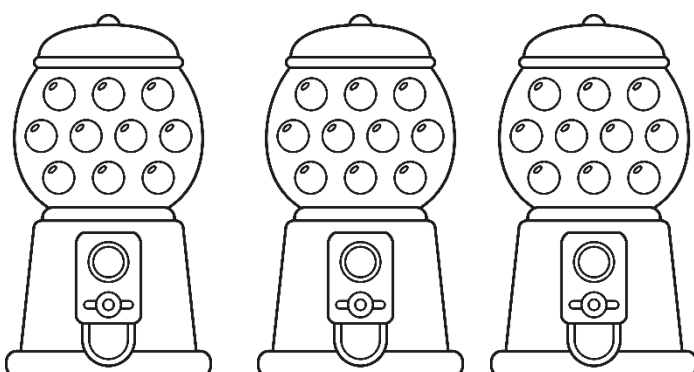
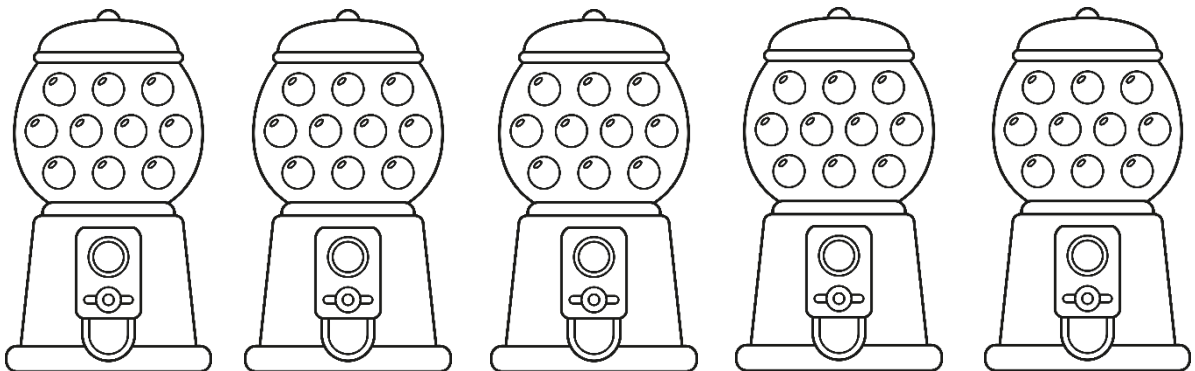
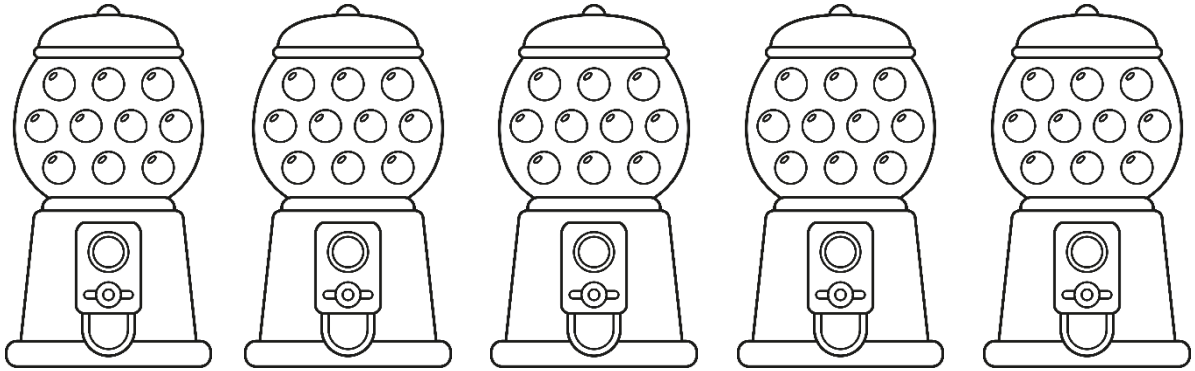
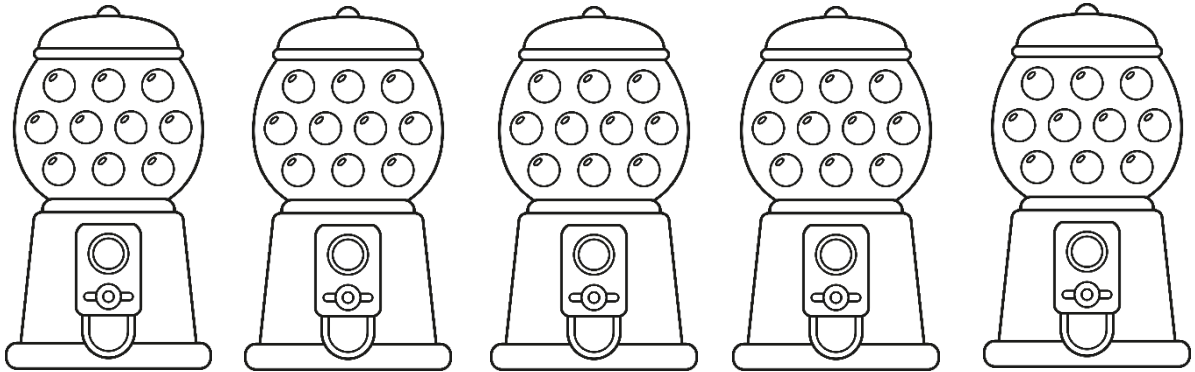
Term 4



Name:


Bubblegum counting

Count the pieces of bubblegum by counting in groups.




Counting in groups


Mary would like to buy 36 pieces of bubblegum. Help Mary to count to 36 by counting in groups. (You must draw 3 bubblegum in each machine till you get to 36.)



David would like to buy 48 pieces of bubblegum. Help David to count to 48 by counting in groups. (You must draw 4 bubblegum in each machine till you get to 48.)

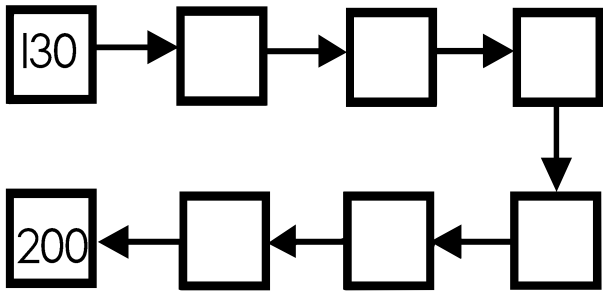


Yum
bubblegum!

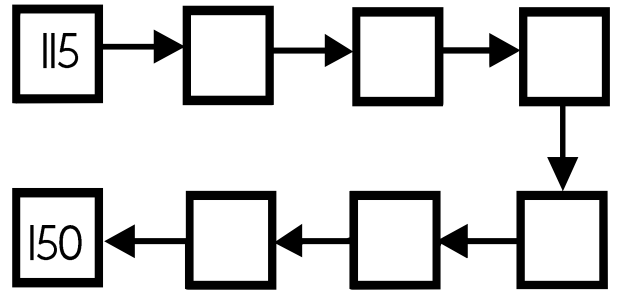


Backwards and forwards

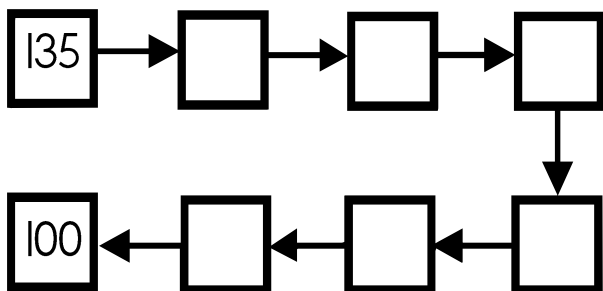
Count forwards in tens from 130 to 200.



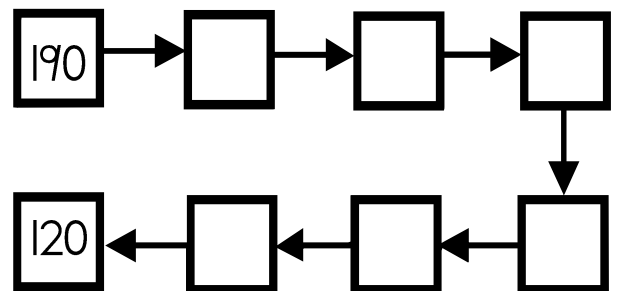
Count forwards in fives from 115 to 150.



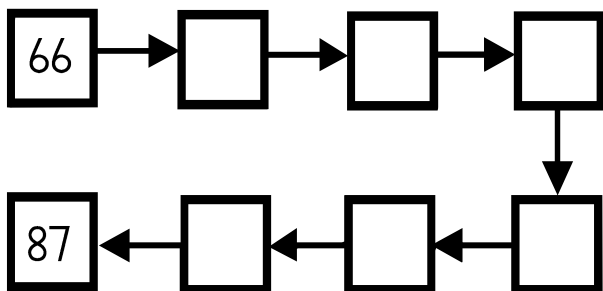
Count backwards in fives from 135 to 100.



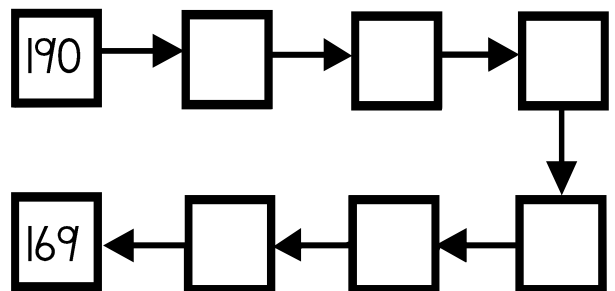
Count backwards in tens from 190 to 120.



Count forwards in threes from 66 to 87.






Count backwards in threes from 190 to 169.



Number names and number symbols


Write the number symbol underneath each number name.



Number names and number symbols

Write the number symbol for each number name.

1. Twenty three - _____
2. Fifty seven - _____
3. Eighty two - _____
4. One hundred and nine - _____
5. One hundred and eleven - _____
6. One hundred and twenty seven - _____

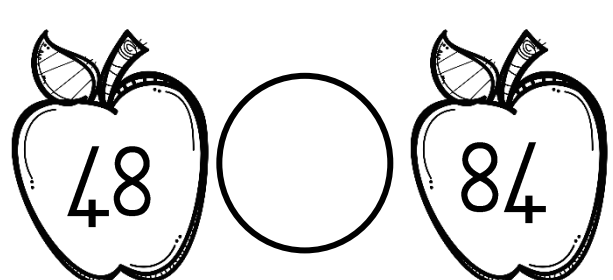
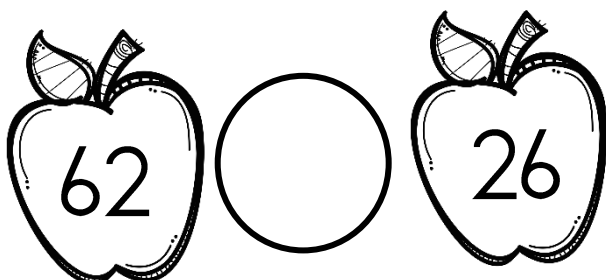
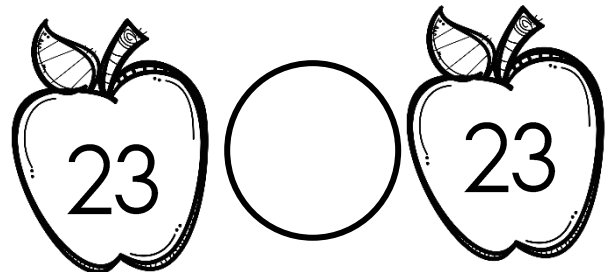
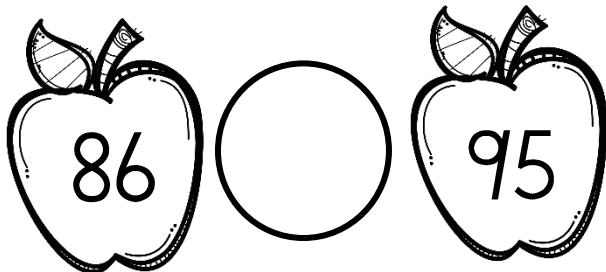

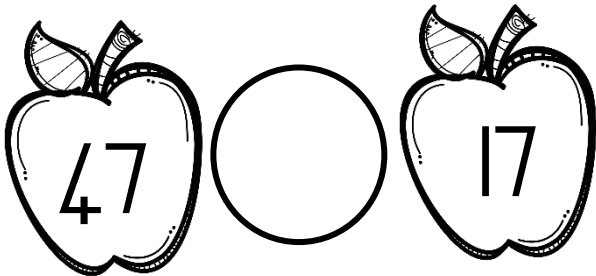
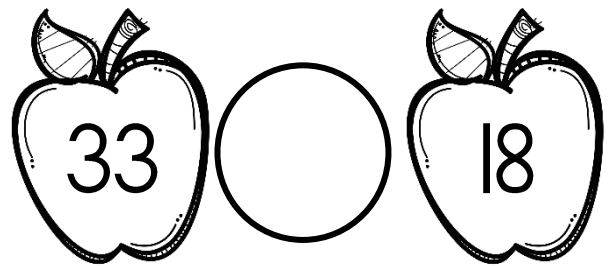

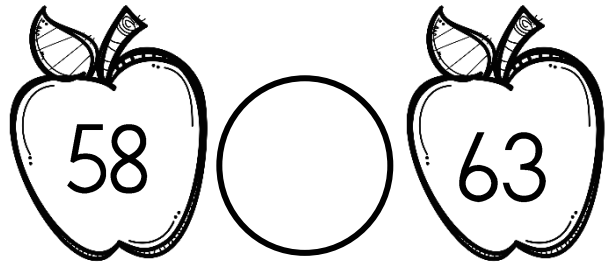




Match the number symbol with the number name by drawing a line.

66		One hundred and forty two
8		forty
172		Thirty eight
109		Fifty three
91		Eight
40		One hundred and nine
53		One hundred and seventy two
38		Ninety one
142		Sixty six


More than, less than or equal

Look at the numbers in the apples. Are the numbers in the apples more than, less than or equal to the other numbers?




Order

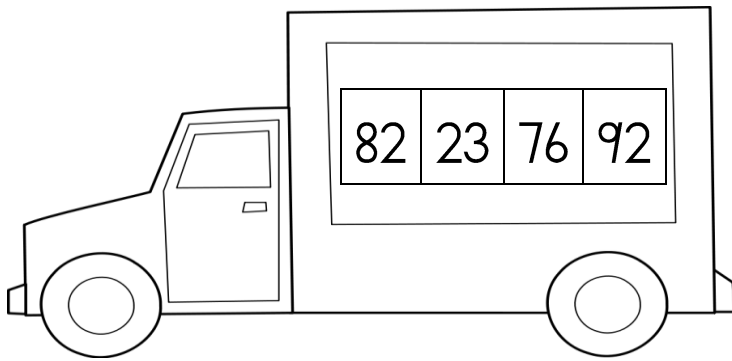
Order the numbers from the biggest to the smallest.




--	--	--	--



--	--	--	--



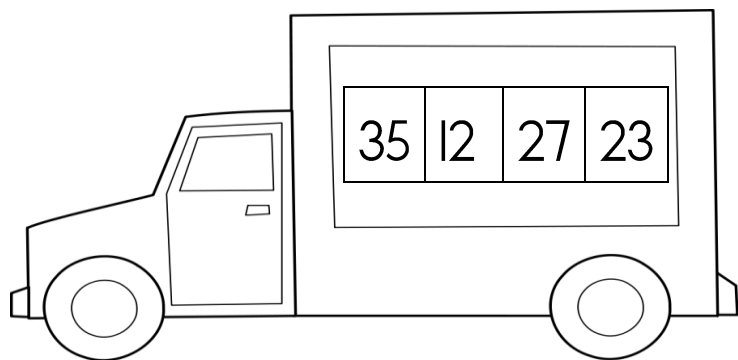
--	--	--	--



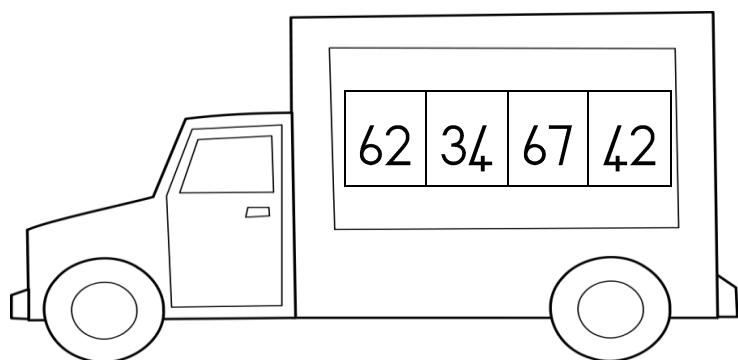
--	--	--	--

Order

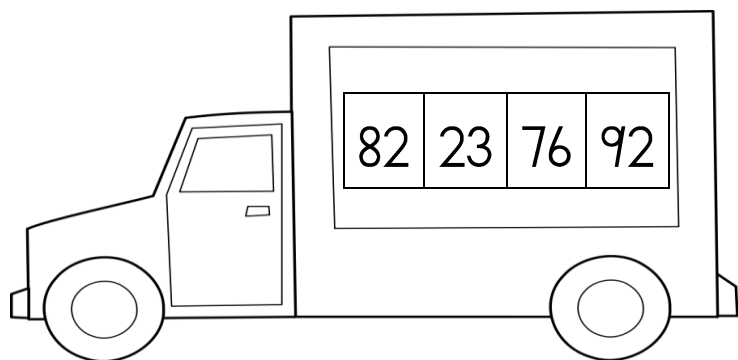
Order the numbers from the smallest to the biggest.




--	--	--	--



--	--	--	--






--	--	--	--



--	--	--	--

Order the numbers

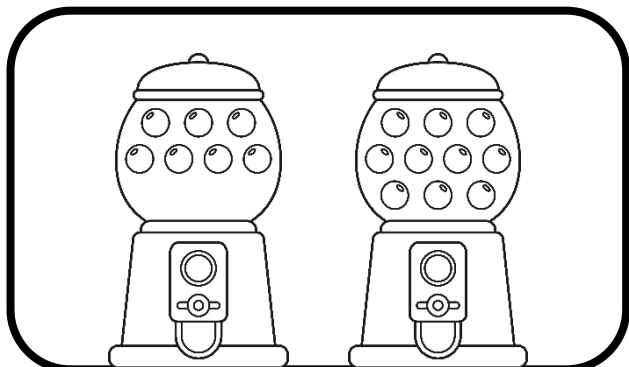
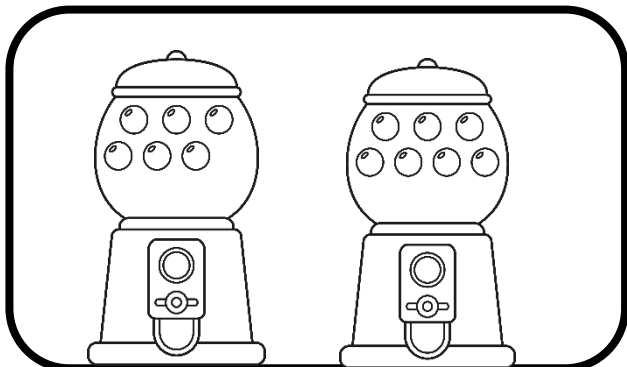
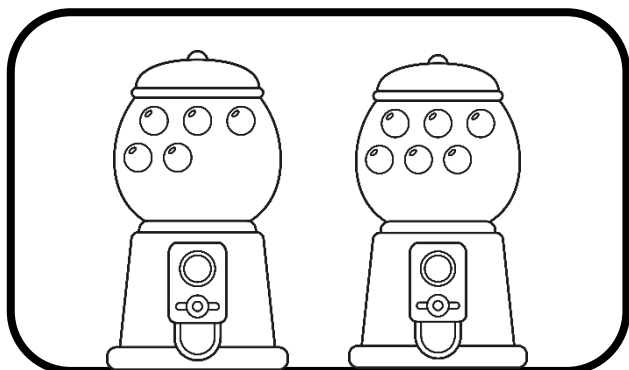
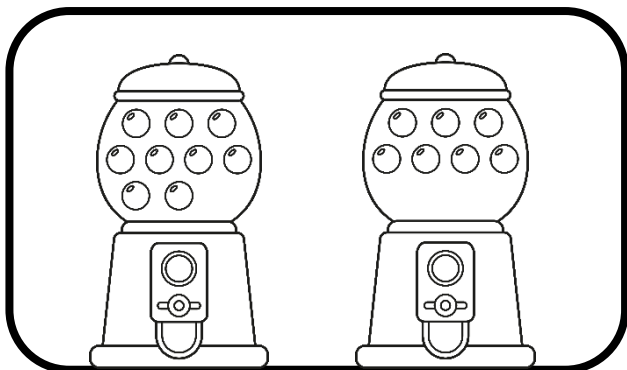


Order the numbers above from the biggest to the smallest.


Order the numbers above from the smallest to the biggest.

More than, less than or equal


Colour in the machine with the most bubblegum.




Fill in the missing numbers.




115 118




139 142




187 184



69 72




110 107



96 99


Place value



Place value is when you break up a number into tens and ones.

Example:

$$62 = 6 \text{ tens and } 2 \text{ ones}$$



Break the following numbers into tens and ones.

62

89

36

53

45

61

74

37

26

16

37

92

MONEY

Write down the names of the coins and notes.



Money

Colour in the correct amount:


1. Colour in the coins that make 95c.






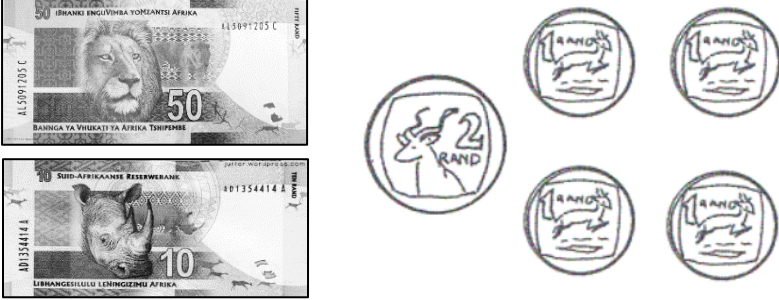

2. Colour in the money that make R26.



3. Colour in the money that make R99.




Count the money in each row and write the total amount in the block.

	<p>=</p>
	<p>=</p>
	<p>=</p>
	<p>=</p>
	<p>=</p>

SUPER addition

Help the SUPERHERO to complete the sums.

$58 + 35$



$63 + 14$

$43 + 36$


$73 + 17$

$51 + 35$

SUPER subtraction

Help the SUPERHERO to complete the sums.

$87 - 56$



$92 - 48$


$58 - 35$

$34 - 26$

$81 - 36$



Addition



Add up the following sums:

$$60 + 4 = \square$$

$$30 + 2 = \square$$

$$60 + 6 = \square$$

$$70 + 5 = \square$$

$$40 + 4 = \square$$

$$100 + 20 + 3 = \square$$

$$100 + 40 + 9 = \square$$

$$100 + 70 + 8 = \square$$

$$100 + 60 + 1 = \square$$

$$100 + 50 + 5 = \square$$

Fill in the missing numbers.

$$60 + \square = 67$$

$$30 + \square = 34$$

$$50 + \square = 51$$

$$90 + \square = 98$$

$$40 + \square = 45$$

$$100 + \square + 3 = 133$$

$$100 + \square + 9 = 169$$

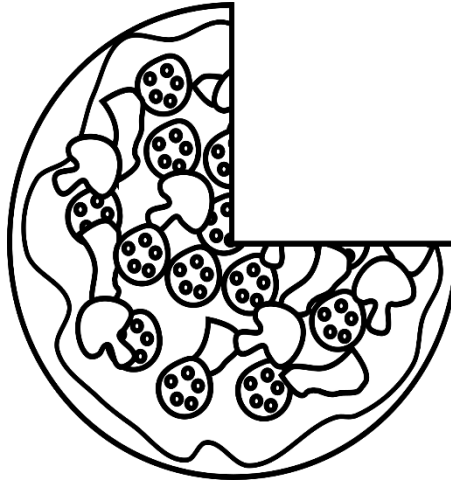

$$\square + 10 + 9 = \square$$

$$\square + 20 + 6 = \square$$

$$100 + 50 + \square = 155$$

PIZZA FRACTIONS


What fraction of the pizza is eaten? Write your answer in the block.




Complete the sentences

1. Two halves are the same as _____ whole.
2. Three thirds are the same as _____ whole.
3. Four quarters are the same as _____ whole.


Divide the pizza in the following ways:



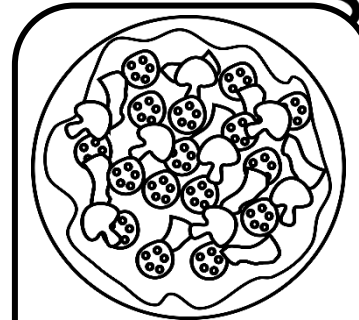
half



quarters



thirds



fifths

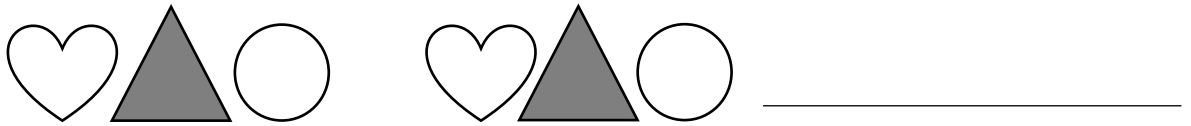
Geometric patterns

1. Repeat the following pattern once.

a.



b.



2. Complete the patterns in the table.

Number patterns

1. Complete the following number patterns.

- 215, 220, _____, _____, _____, 240.
- 190, 180, 170, _____, _____, _____, 130.
- 50, 52, 54, _____, _____, 60, _____.
- 2, 12, 22, _____, _____, _____, 62.


2. Describe the following number patterns.

- a. 188, 177, 166, 155, 144.

Rule: _____


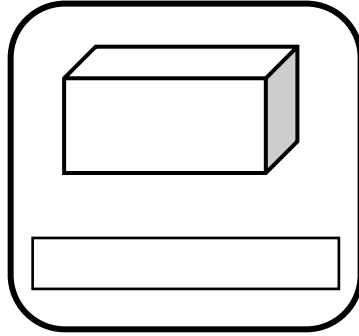
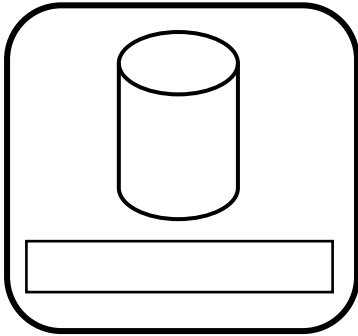
- b. 55, 60, 65, 70, 75.

Rule: _____



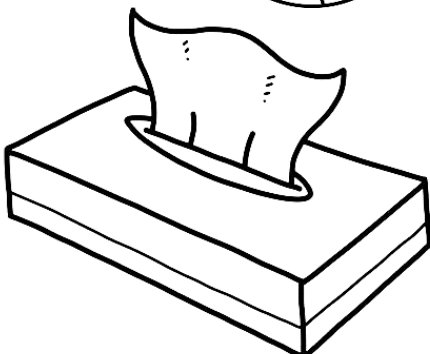
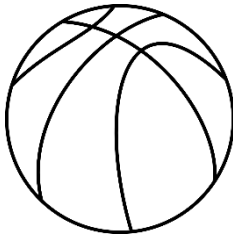
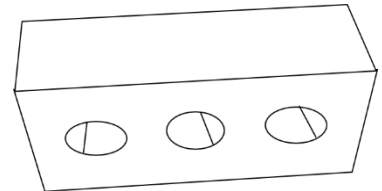
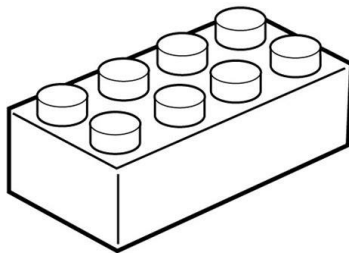

3D shapes

Name the following 3D shapes by writing sphere, prism or cylinder.



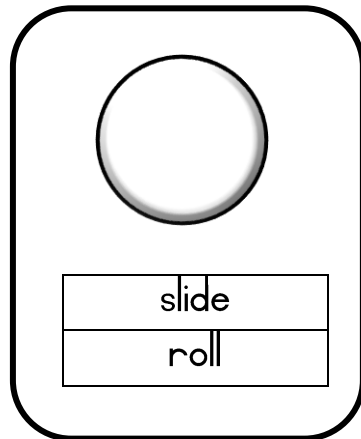
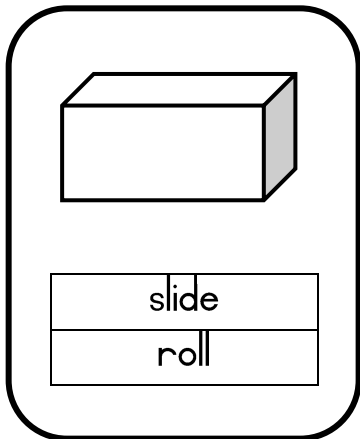
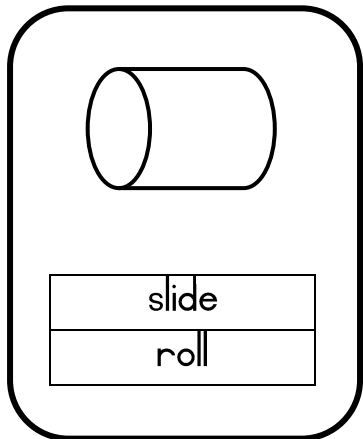
Colour the pictures in the following ways:

1. Colour in all of the spheres with YELLOW.
1. Colour in all of the prisms with BLUE.
2. Colour in all of the cylinders with GREEN.



3D SHAPES

Will the following 3D shapes roll or glide? Colour in the correct



Colour in the pictures according to the following colours.


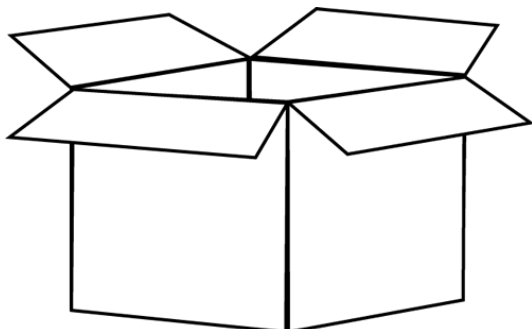


cylinder



sphere

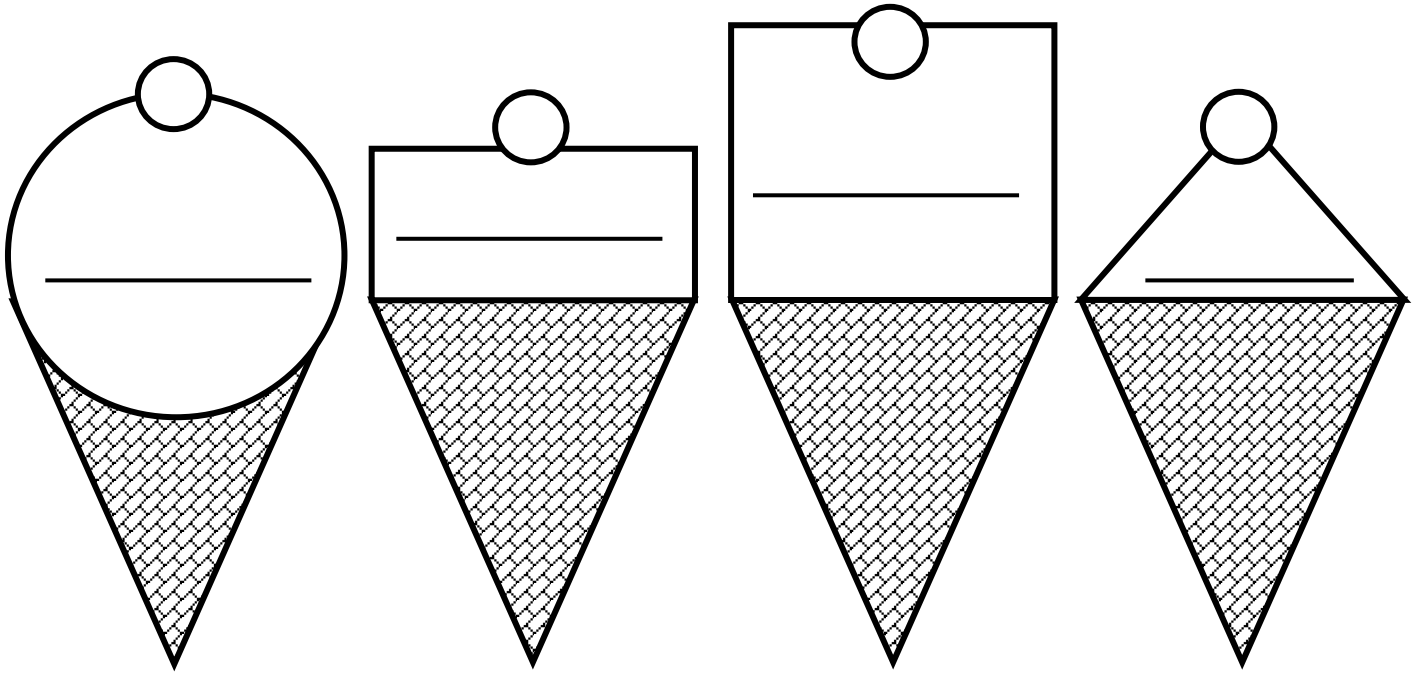


prism




ICE CREAM - 2D SHAPES

Write the name of each shape that is on the ice cream cones.



Do the following shapes have straight or curved sides? Colour in the correct answer.




straight
curved



straight
curved




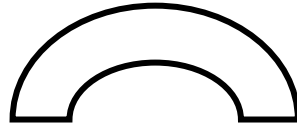

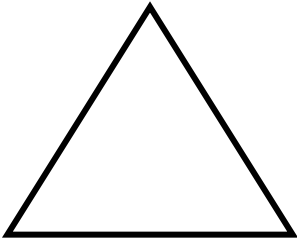
straight
curved





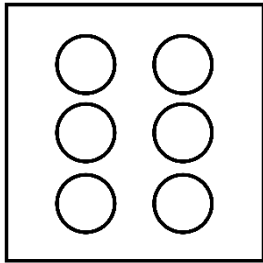
straight
curved

Symmetry


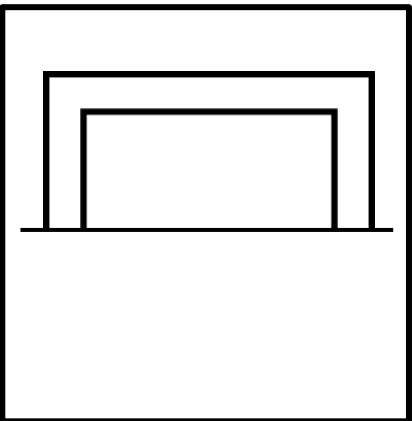
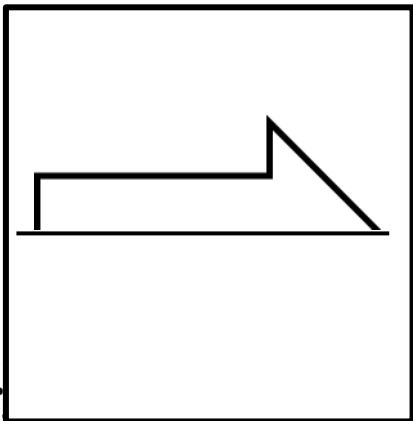


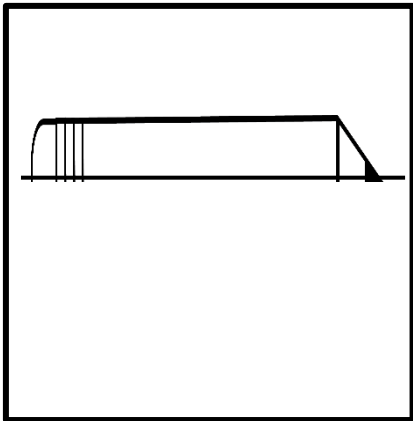
Divide the shapes by drawing a line in the middle



Divide the pictures in half by drawing a line in the middle.











Draw the other half of the picture.












TIME

Write the time of each clock in the block



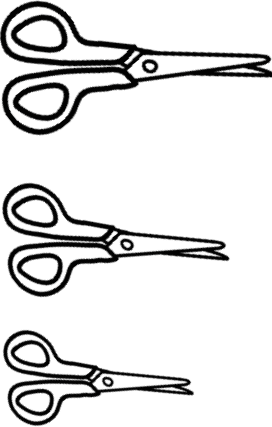


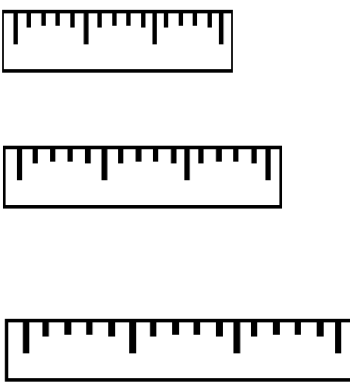


TIME

Write the time of each clock in the block







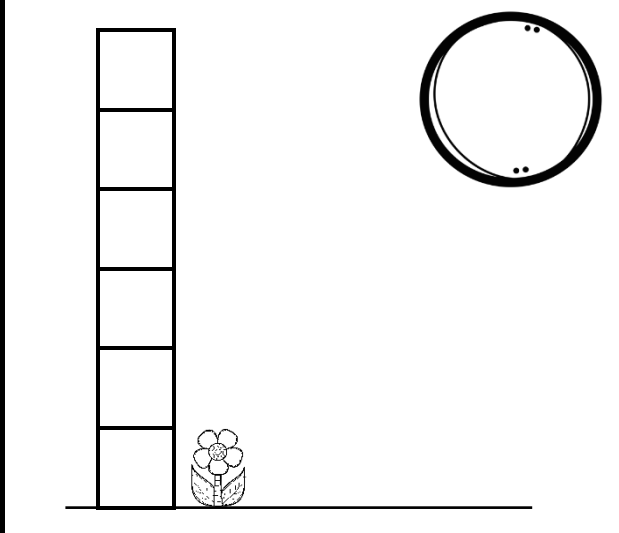

LENGHT

Arrange the following pictures from shortest to longest by writing 1, 2 or 3 in the blocks.

<input type="text"/> <input type="text"/> <input type="text"/>		<input type="text"/> <input type="text"/> <input type="text"/>	
<input type="text"/> <input type="text"/> <input type="text"/>		<input type="text"/> <input type="text"/> <input type="text"/>	
<input type="text"/> <input type="text"/> <input type="text"/>		<input type="text"/> <input type="text"/> <input type="text"/>	


LENGTH

Every block is 1cm high. Colour in the blocks to show how high the flowers are. Then write the answer in the circle



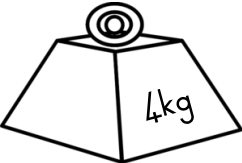
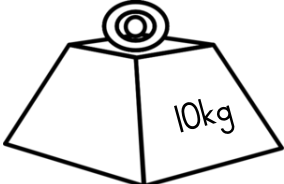
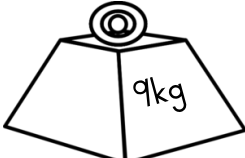




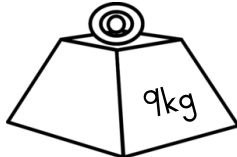

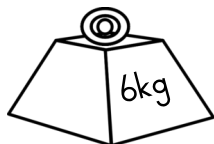

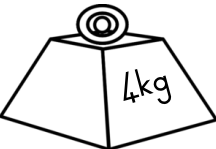




Which one is the HEAVIEST?

The animals and objects are on a scale. Colour in the animal or object that is heaviest.



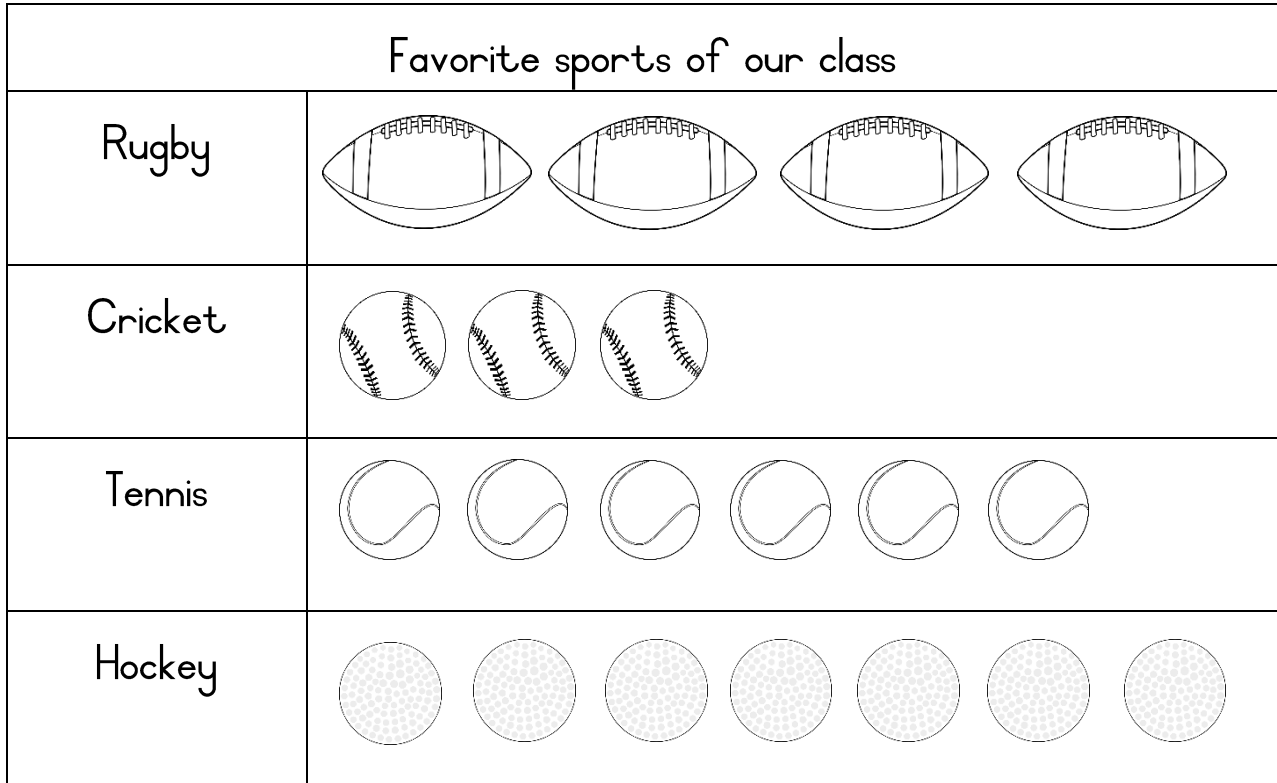
MASS

Arrange the weights from lightest to heaviest by writing 1, 2 or 3.

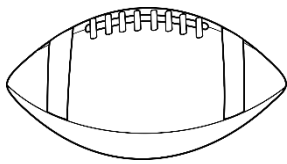
<input type="text"/> <input type="text"/> <input type="text"/>	  	<input type="text"/> <input type="text"/> <input type="text"/>	  
<input type="text"/> <input type="text"/> <input type="text"/>	  	<input type="text"/> <input type="text"/> <input type="text"/>	  
<input type="text"/> <input type="text"/> <input type="text"/>	  	<input type="text"/> <input type="text"/> <input type="text"/>	  

PICTURE GRAPH

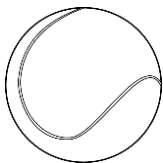
Answer the following questions about the picture graph.

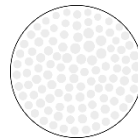


1. How many kids like each sport?










2. Which sport is the most favorite? _____





3. Which sport is the least favorite? _____

4. How many kids like tennis more than hockey? _____

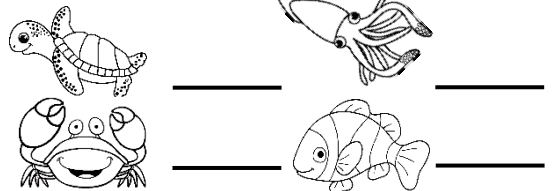
DATAHANDLING with sea animals

Count the number of sea animals then colour in the number of blocks on the graph. Then answer the following questions.




1. How many animals are there of each.



2. Which animal appears most?
Colour in the right one.



3. Which animal appears least?
Colour in the right one.

