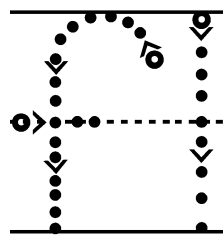
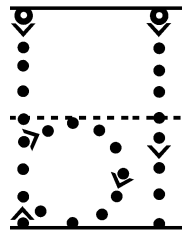



GRADE 2

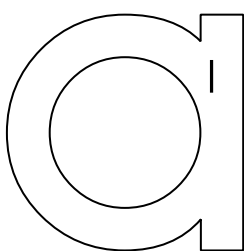
English Home Language

Term /



Name:


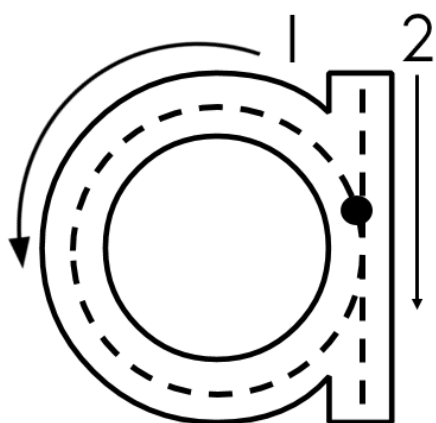
Colour the "a".



1 - red

Read the words and listen to the sound.

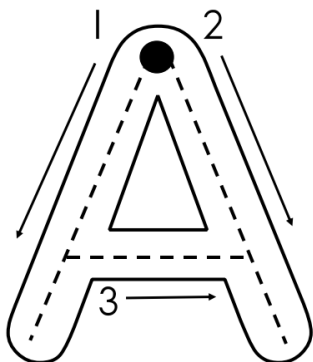
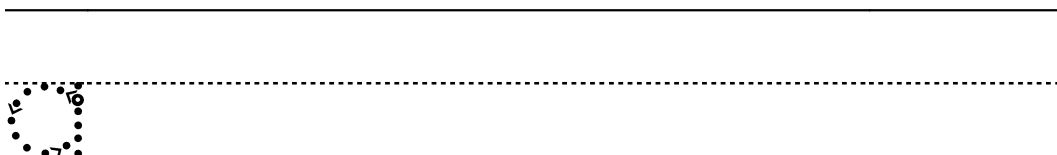
at	and	Sam
has	had	hat



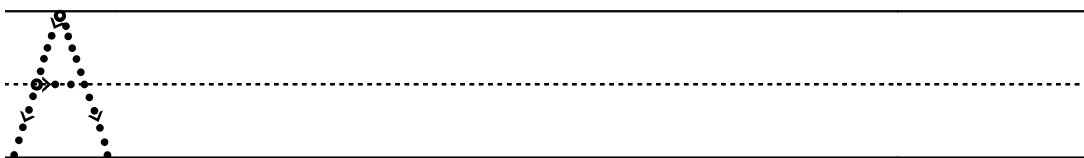
Circle the "a" sound.

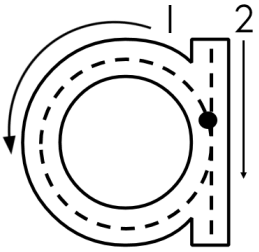
a o a
a b e
e o b
a a

Practice the letter.

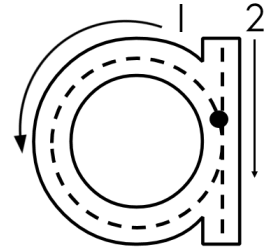


Practice to write the capital letter.





a sound




Read the words and underline the "a" sound.

at	and	Sam	has
had	hat	cap	can
bat	cat	mat	sad

Practice the word and then write the word on your own.



can




hat



sad



mad



cat





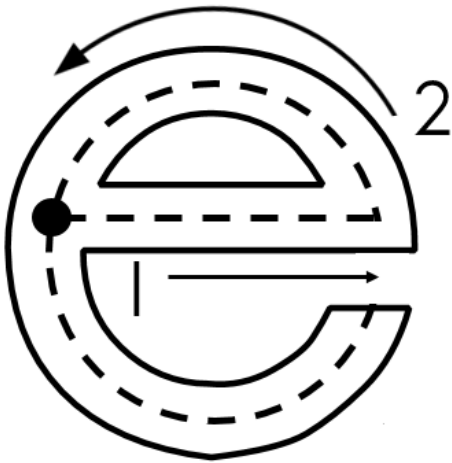
bat

e sound


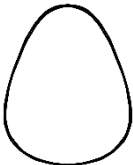

Read the words and underline the "e" sound.

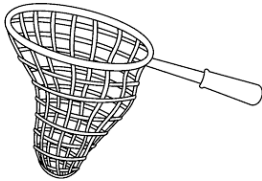
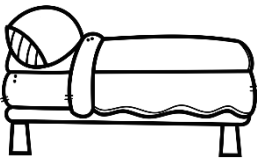
Ben	ten	men	get	egg
end	yet	went	ten	net
bed	beg	leg	pen	hen

Practice writing the e.



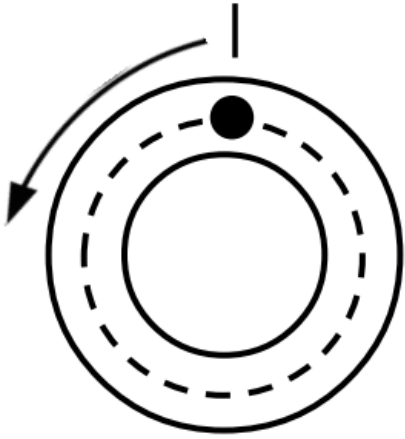
Write the word for the following pictures.

	
10	
	

o sound

Read the words and underline the "o" sound.



dog

not

hot


rot

dot

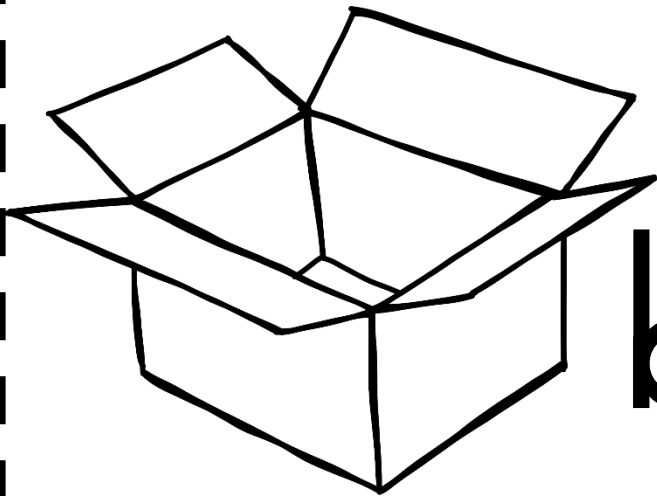
box

fox

pot




dog




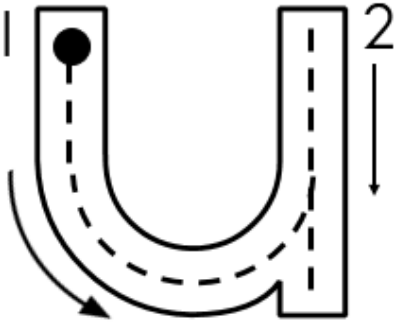
box

hot



dot







u sound

Read the words and underline the "u" sound.


run	sun	fun	must	hut
just	rust	but	up	bus



bus



sun



hut



run

2
○

i sound

Read the words and underline the "i" sound.





in	win	bin	big	fit
sit	Jim	bit	hit	pig

The cat is **in**
the bucket.



bin



sit

READ and SEARCH

Read the words and colour the pictures.

O bin

O bed

O net

O cat

O hut

O sun

O bat



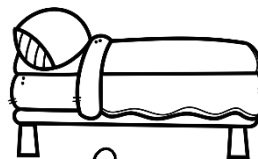
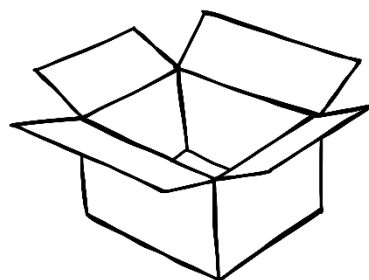
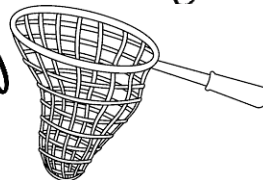

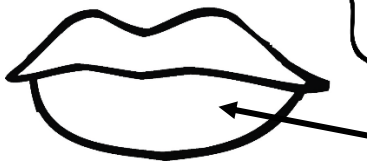



O box

O pan

O can


O sit

O hen



Complete the words by filling in the correct sound.


-a-, -e-, -o-, -u-




h__t



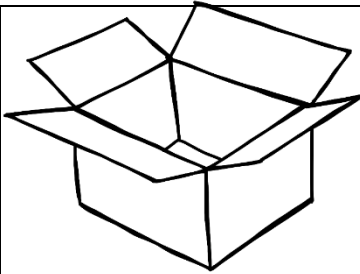
c__n




b__s




p__g



b__x




h__t




b__n




r__n



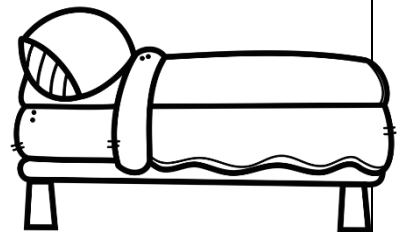
d__t



s__n

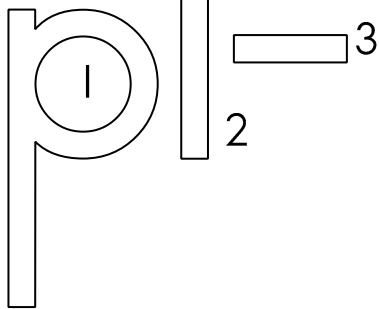


c__t



b__d

Colour the "pl" sound.




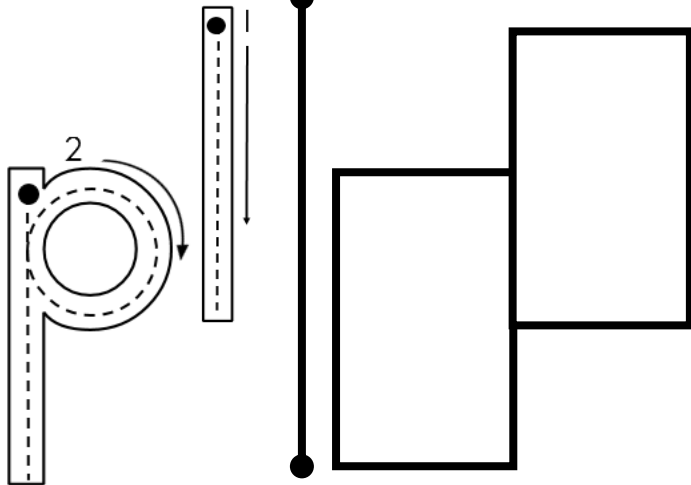
1 - yellow

2 - orange

3 - red

- Read the words.
- Underline the pl- sound

play	plank
please	plan
plate	plant
plane	plug




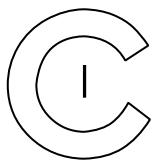
Write the words for each picture.

Use the words to complete the sentences.

plan	plate
please	plane
play	plant

1. We flew with a _____.
2. _____ can I have more cake?
3. I ate all my food on my _____.
4. I _____ with my toys.
5. We have to make a _____.
6. I watered the _____.

Colour the "cl" sound.



1 - yellow

2 - green

3 - blue

- Read the words.
- Underline the cl- sound

clown

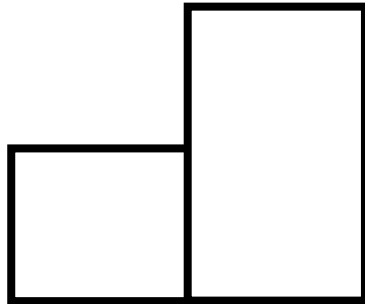
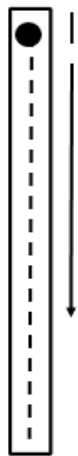
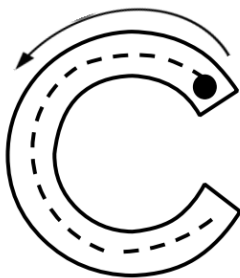
clock

clean

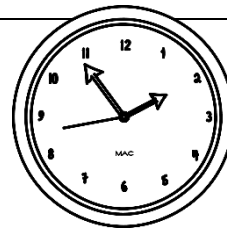

clap

cloud

claw



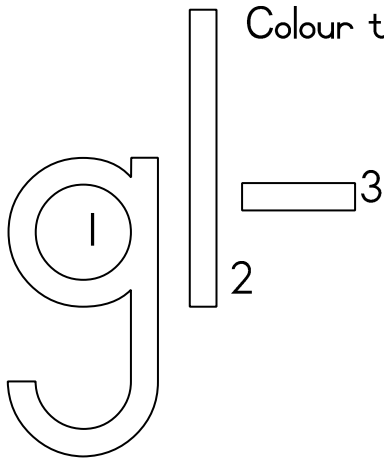
Write the words for each picture.



Use the words to complete the sentences.

clap	clock
clean	climb
clouds	claw

1. The owl has a sharp _____.
2. We read the time on the _____.
3. The sun is behind the _____.
4. My mother asked me to _____ the window.
5. We _____ hands after the lovely show.

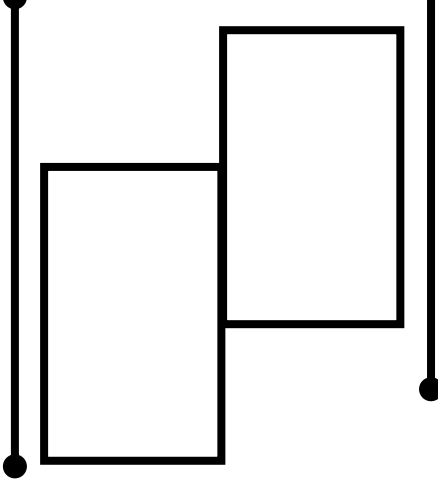
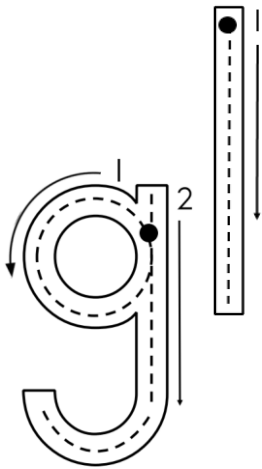


Colour the "gl" sound.





- 1 - yellow
- 2 - green
- 3 - blue

- Read the words.
- Underline the gl- sound

glad	glue
glove	glow
glass	



Write the words for each picture.

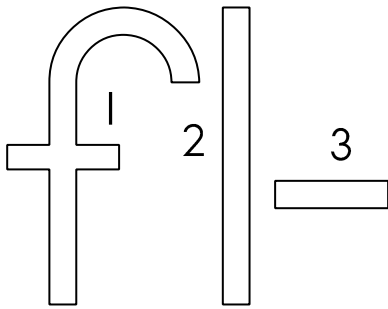
			

Use the words to complete the sentences.

glass	glue
gloves	glows

1. I wear _____ in the winter.
2. I use _____ to paste the pictures.
3. I drink water out of a _____.
4. The firefly _____ at night.

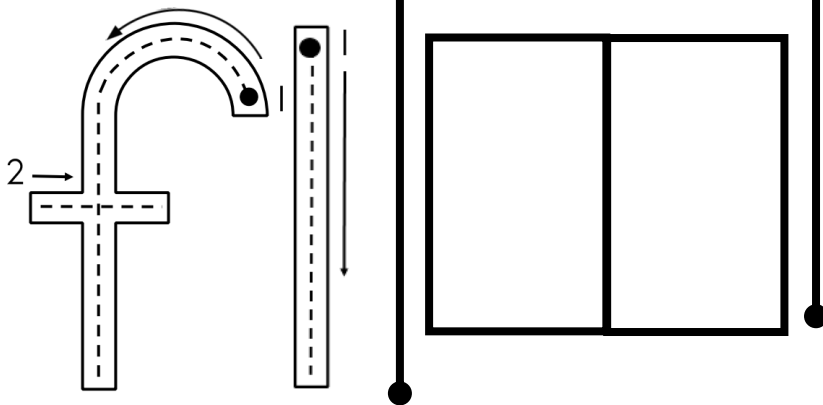
Colour the "fl" sound.



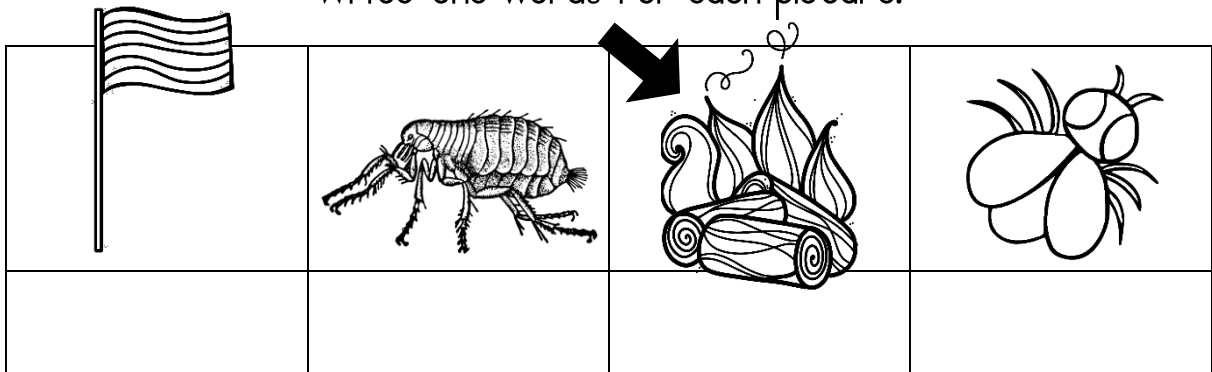
- 1 - yellow
- 2 - green
- 3 - blue

- Read the words.
- Underline the fl- sound

flag	flat
fly	flame
flap	flee
flood	flute
floor	flu



Write the words for each picture.

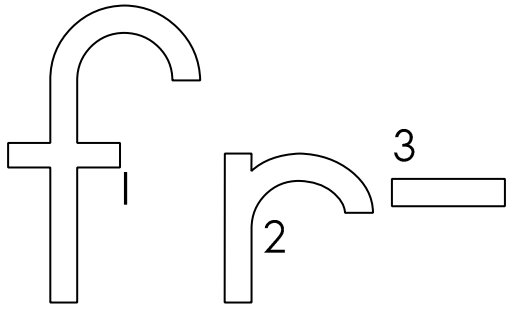


Use the words to complete the sentences.

fly	flaps
flag	flames

1. The _____ of the fire is very hot.
2. The bird _____ it's wings when flying.
3. We finally got a new _____ to put on the pole at school.
4. I want to be a pilot and _____ planes.


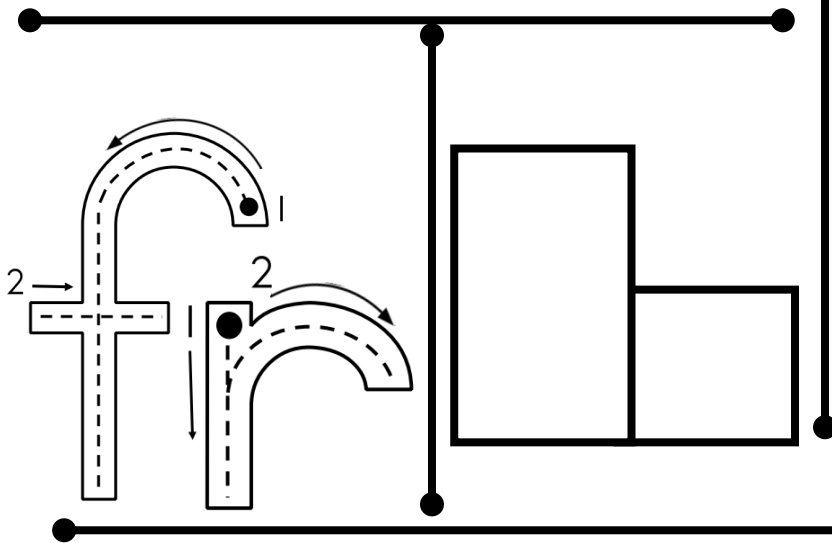
Colour the "fr" sound.







- 1 - yellow
- 2 - green
- 3 - blue

- Read the words.
- Underline the fr- sound

frog	frame
fresh	from
freeze	friend



Write the words for each picture.

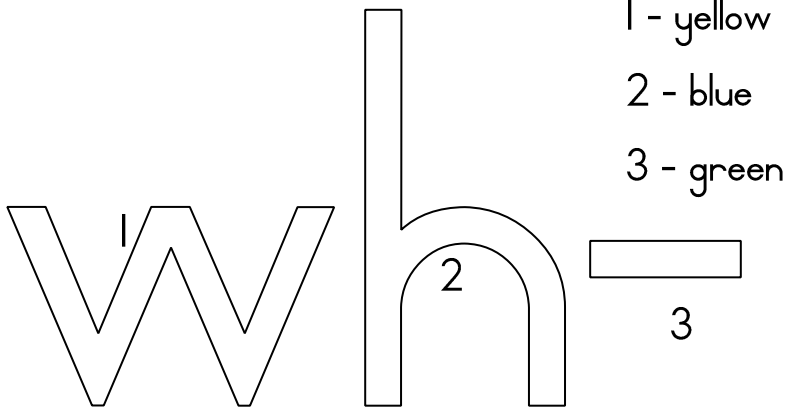
			

Use the words to complete the sentences.

fresh	frog
freeze	frame
friend	from

1. Ben is my best _____.
2. I got a letter _____ my friend.
3. The _____ catches a fly.
4. My mother put a family photo in the _____.
5. My grandmother baked a _____ bread.

Colour the "wh" sound.



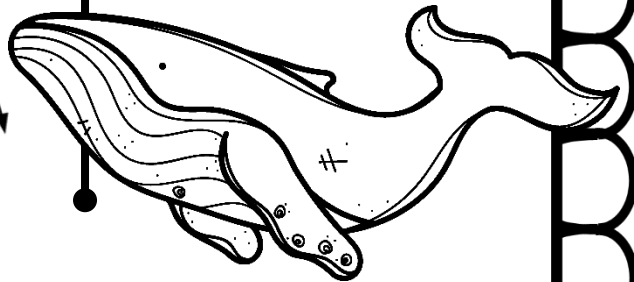
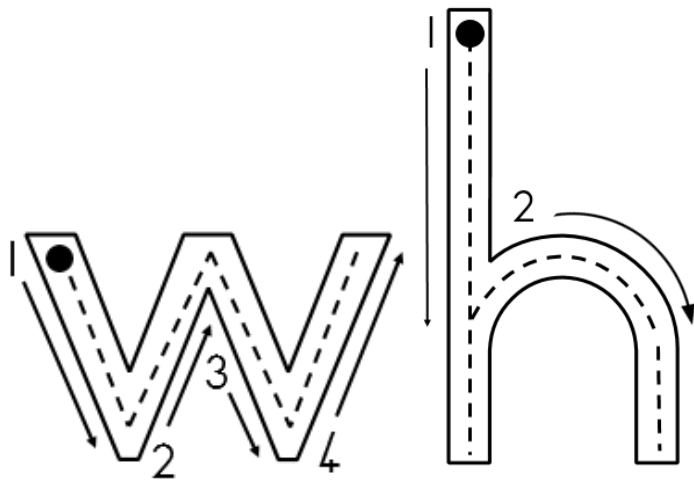
1 - yellow

2 - blue

3 - green

- Read the words.
- Underline the wh- sound


whale	wheel
whirl	white
whether	who
what	when
where	why



Practice writing the words.

whale		what	
whirl		who	
when		where	
why		white	

Colour the "sh" sound.




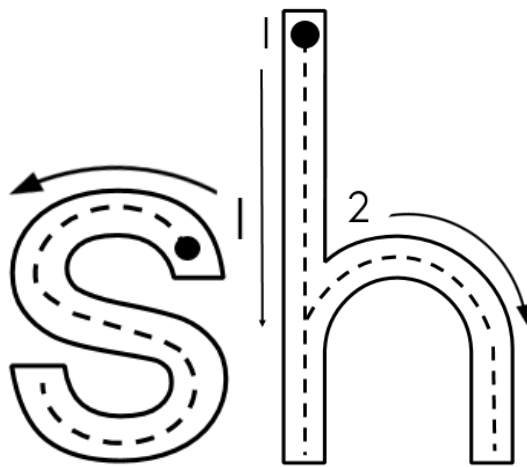
1 - yellow

2 - purple





3 - pink

- Read the words.
- Underline the sh- sound

shoe	shop
shark	shy
sharp	ship
sheep	shrimp
shell	she



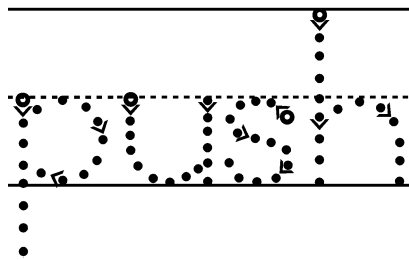
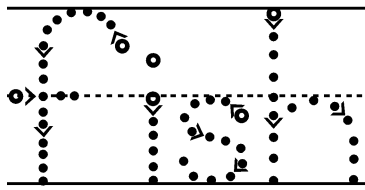

Write the words for each picture.



Words ending with -sh

- Read the words.
- Underline the -sh sound

wash




wash	dish
fish	wish
push	rush
bush	crash
flash	dish

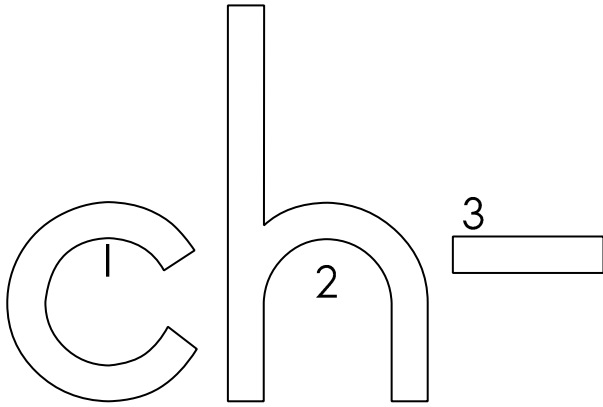
Use the words to complete the sentences.

rush	fish	wash	bush	flash	push
------	------	------	------	-------	------

1. My father caught a _____.
2. The camera made a _____ when I took the photo.
3. The mother _____ the baby in the wagon.
4. I _____ the dishes after dinner.
5. We are late for school, now we have to _____ there.



Colour the "ch" sound.




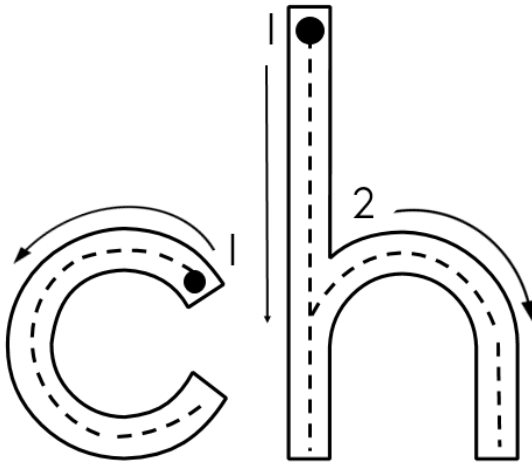
1 - blue

2 - purple

3 - green

- Read the words.
- Underline the ch- sound

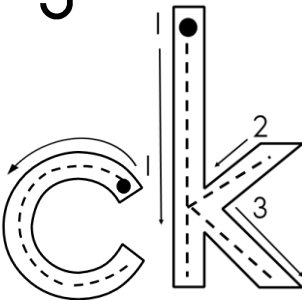
chimp	watch
chicks	chair
cheese	chain
chocolate	church
children	chicken



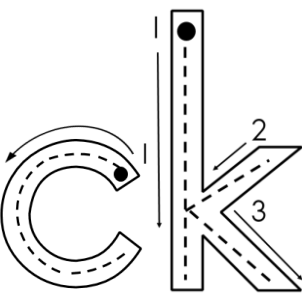
Write the words for each picture.

Words ending with -ck

neck



chick



- Read the words.
- Underline the -ck sound

check	neck
deck	chick
chick	brick
back	stick
lick	duck



Use the words to complete the sentences.

neck	lick	chicks	bricks	stick
------	------	--------	--------	-------

1. Mother hen has six new _____.

2. Our house is build out of _____.


3. The dog catches the _____.

4. I took a _____ of my ice cream.

5. Between your head and shoulders is your _____.



Colour the "tr" sound.



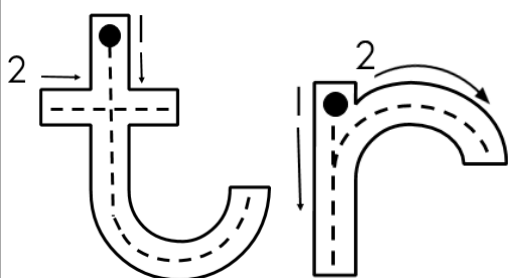
1 - blue

2 - purple

3 - green

- Read the words.
- Underline the tr- sound

tree	try
trust	train
trap	trip
trick	trash
trail	truck

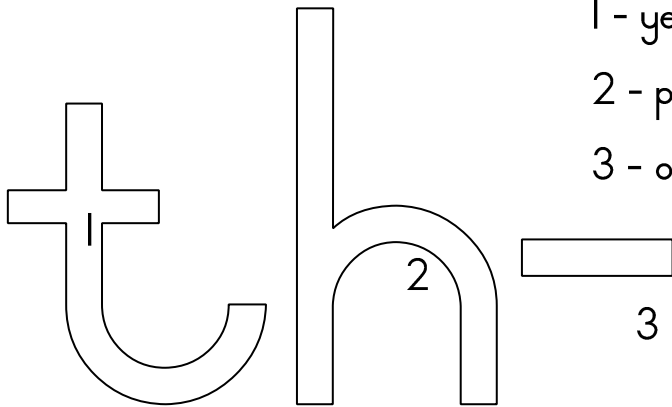


Find the "tr" words below and colour them.

try train tree trust
trash truck trip

w	t	r	u	c	k
t	r	a	s	h	a
t	r	a	i	n	s
z	x	c	v	a	d
t	y	t	t	f	t
r	t	r	r	g	t
e	h	i	u	h	r
e	i	p	s	n	y
b	o	l	t	m	u

Colour the "th" sound.



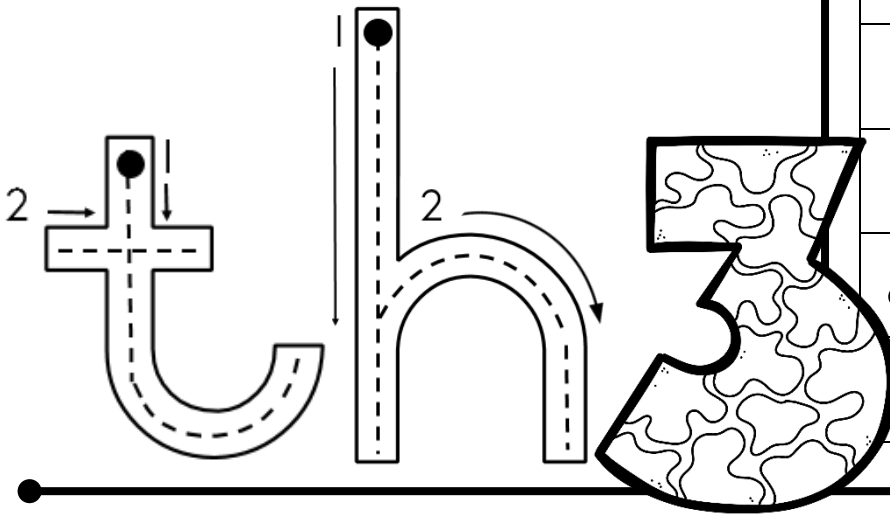
1 - yellow

2 - pink

3 - orange

- Read the words.
- Underline the th- sound

that	there
then	they
this	the
thorn	three
them	think
mother	father
another	brother
together	



Practice writing the words.


them		think	
thorn		throw	
this		think	
that		they	

Colour the "st" sound.

1 - yellow


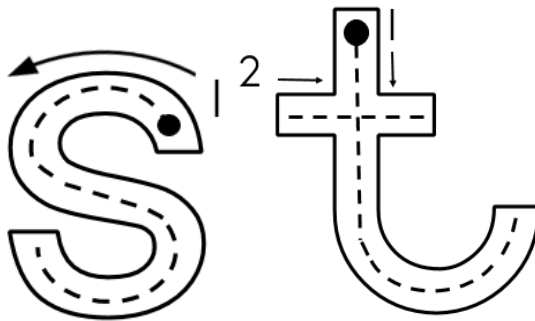
2 - red

3 - orange



- Read the words.
- Underline the st- sound

stop	stand
step	still
stone	stove
store	stick



Find the "st" words below and colour them.

stop
stick


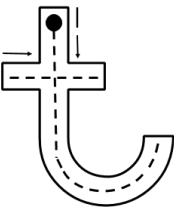
stand
stove

step
stone

still

s	t	o	p	l	k
t	r	a	s	h	a
s	t	e	p	s	s
z	s	c	v	t	d
s	t	t	s	o	s
t	a	r	t	v	t
i	n	i	o	e	i
c	d	p	n	n	l
k	f	l	e	m	l

Words ending with -st



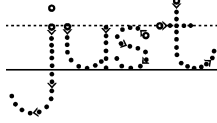


ne  

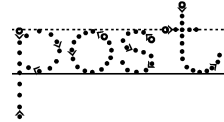



te  


- Read the words.
- Underline the -st sound

most	post
must	test
nest	rest
rust	just
trust	best

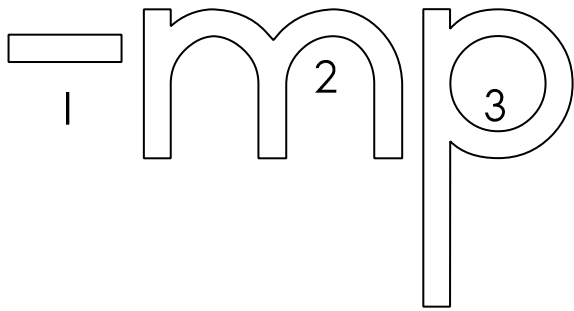
Practice writing the words.



Colour the "mp" sound.



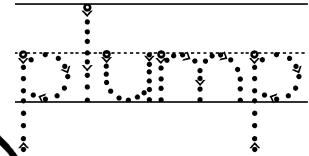

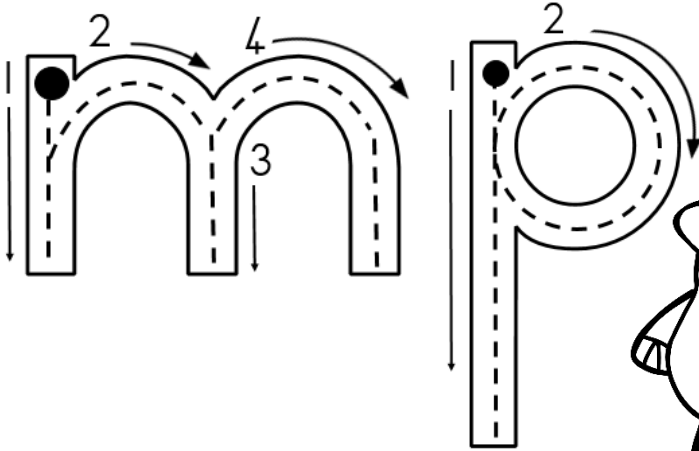
1 - yellow

2 - blue





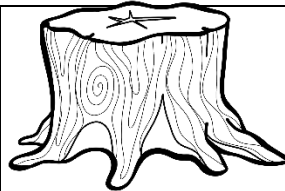

3 - green

- Read the words.
- Underline the mp- sound

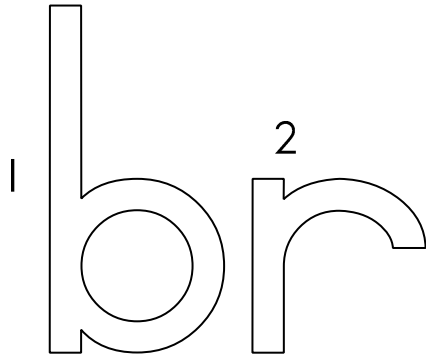
jump	pump
camp	lamp
damp	dump
plump	hump
stamp	stump



Write the words for each picture.



Colour the br sound.

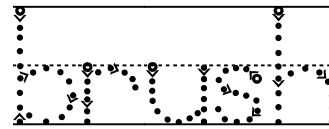
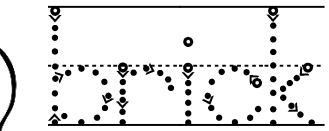
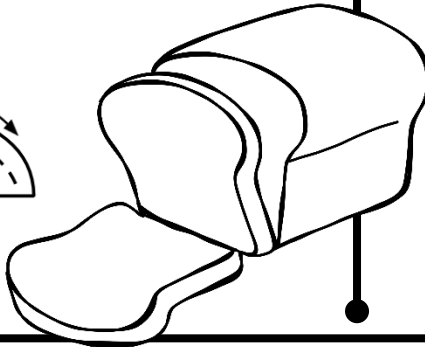
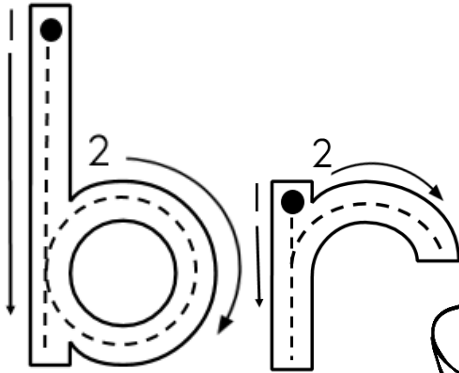


1 - pink

2 - purple

- Read the words.
- Colour the br sound.

brush	brown
brick	bread
broom	bring
brain	bride



Build the words.

A glue stick with 'br' on it. Lines connect the glue stick to four boxes containing the suffixes: 'ush', 'ick', 'own', and 'ead'. Each box has an arrow pointing to a set of four empty boxes for building the word.

ush → [] [] [] []

br ick → [] [] [] []

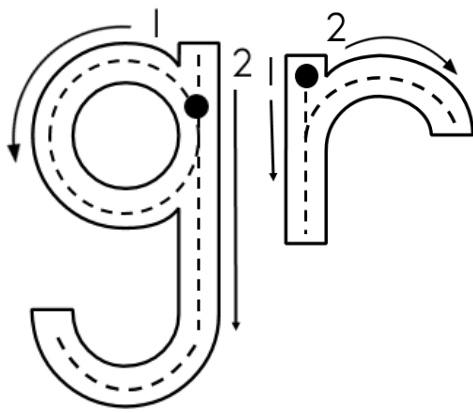
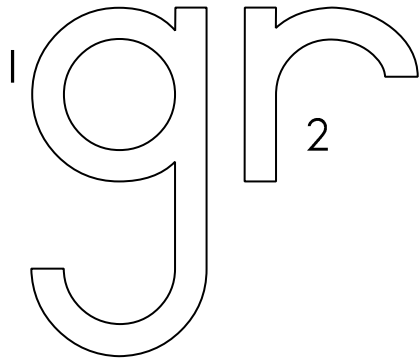
own → [] [] [] [] []

ead → [] [] [] [] []

Colour the "gr" sound.

1 - purple

2 - green



- Read the words.
- Colour the "gr" sound.

green

grin


grass

grow

grab

great

Colour the grass green.



Build the words.

A crayon with the letters 'gr' on its label. Four lines extend from the crayon to four boxes, each containing a suffix: 'een', 'ass', 'in', and 'ow'. To the right of each box is a set of five empty boxes for building a word.

een →

ass →


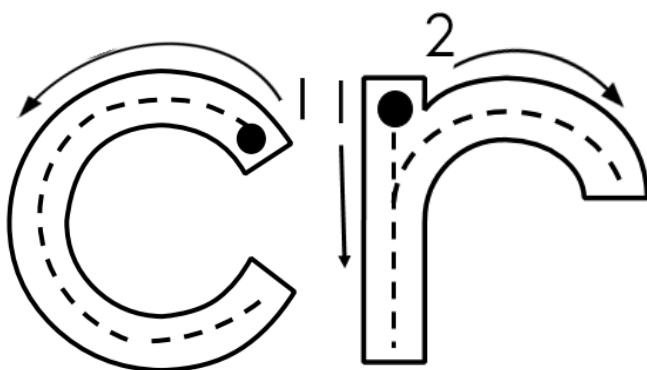
in →

ow →

Colour the "cr" sound.

1 - grey
2 - yellow

1 2
C r



- Read the words.
- Colour the "cr" sound.

crab	creep
cross	crow
crack	crown
cry	crawl

Build the words.

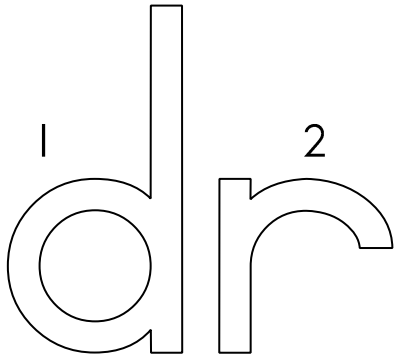
ab → [] [] [] []

cr oss → [] [] [] []

eep → [] [] [] [] []

awl → [] [] [] [] []

Colour the "dr" sound.

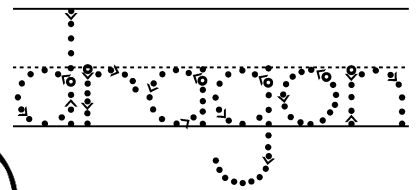

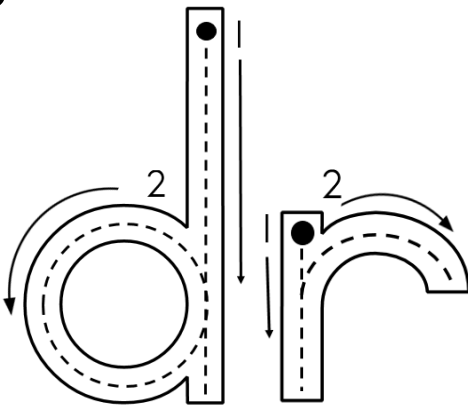


1 - purple

2 - orange

- Read the words.
- Colour the "dr" sound.

drum	dress
dragon	drip
dream	drink
drag	dry
draw	drain



Build the words.

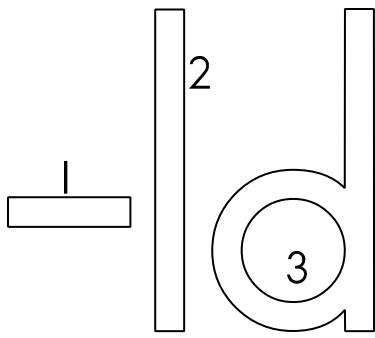
ess → [] [] [] [] []

um → [] [] [] [] []

ip → [] [] [] [] []

aw → [] [] [] [] []

Colour the "ld" sound.



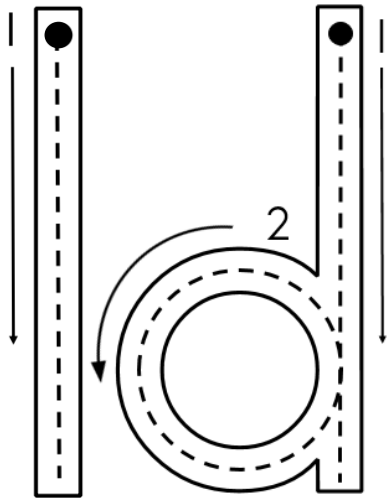
1 - green

2 - blue

3 - red

- Read the words.
- Underline the -ld sound

cold	old
wild	told
gold	sold
fold	hold



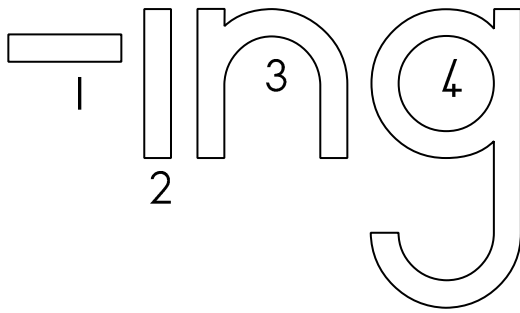
Complete the sentences by using the words in the blocks.

cold	old	wild	gold	sold	fold
------	-----	------	------	------	------

1. My grandmother and grandfather are _____.
2. My mother has _____ earrings.
3. In the winter it is _____.
4. My father _____ our house.
5. I help my mother to _____ the laundry.
6. Animals live in the _____.



○ Colour the "ing".



1 - red

2 - blue

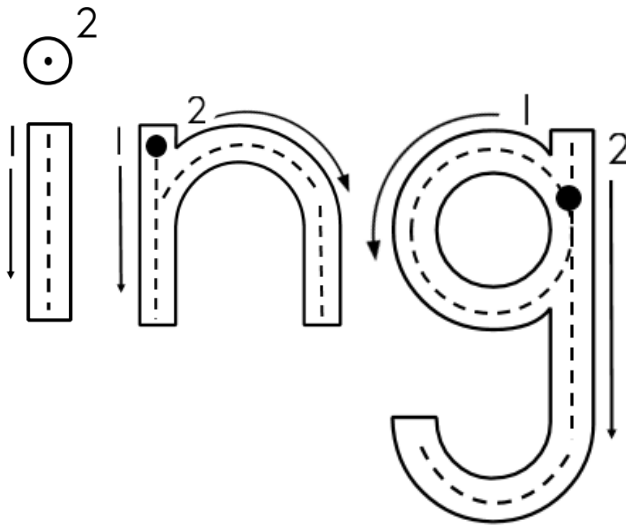
3 - yellow

4 - green

• Read the words.

• Underline the -ing sound

sitting	drinking
running	digging
kicking	watering
racing	reading
hitting	eating
singing	climbing
barking	drinking
playing	
dancing	
sleeping	


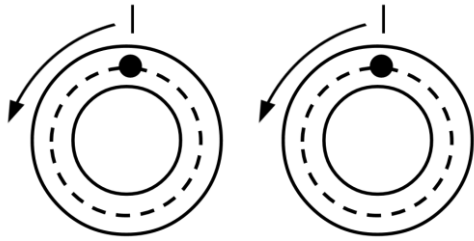


Complete the sentences by using the words in the blocks.

dancing	sitting	kicking	barking	sleeping	drinking
---------	---------	---------	---------	----------	----------

1. The boy is _____ the ball.
2. The girl is _____ on her bed.
3. My dad is _____ on the chair.
4. The dog is _____.
5. The ballerina is _____.
6. She is _____ juice.





Practice writing the sound

Fill the oo sound into the blocks.

--	--

Complete the words.

r____ f t____ l
m____ n f____ d
f____ t c____ l
h____ t r____ t

Write your own oo words.

Write a sentence with the oo sound and underline the word with a colour pencil.

Read the words and underline the sound.

oo

sound

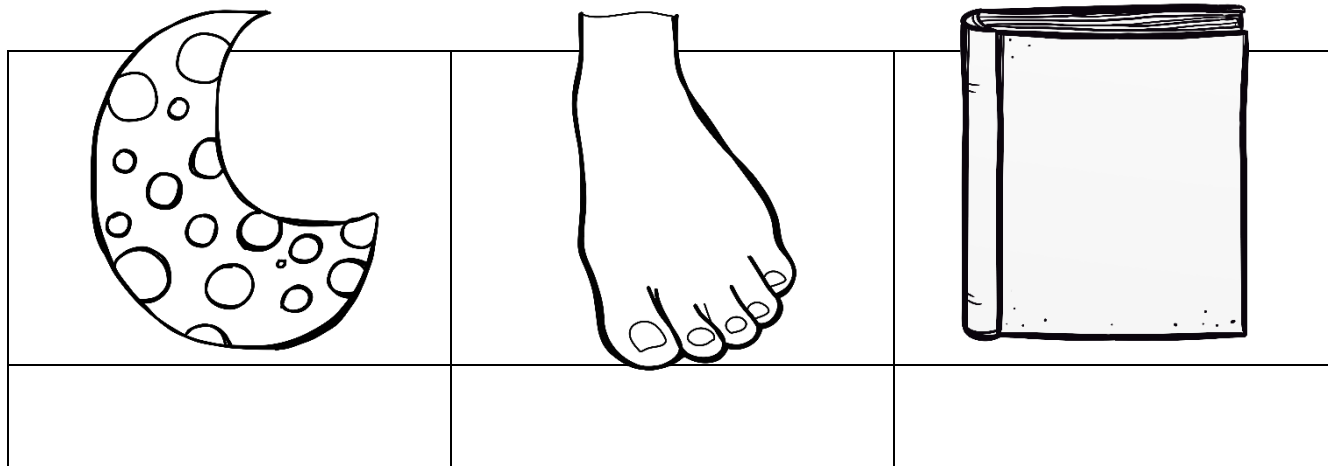
food	cool	roof	moon
hoot	spoon	root	room
too	tool	foot	book
broom	soon	boot	noon

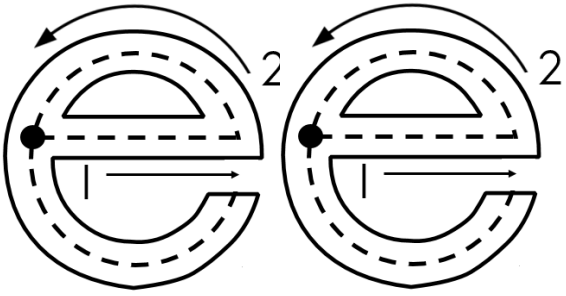


Underline the oo word in each sentence.


1. I read a book at school.
2. Our house has a roof.
3. The wind is cool.
4. The moon shines at night.
5. My mother is cooking food.

Write the word for each picture.





Practice writing the sound



Fill the ee sound into the blocks.

--	--

Complete the words.

gr ____ n sh ____ p
wh ____ l sl ____ p
f ____ t tr ____
gr ____ t st ____ p


Write your own ee words.

Write a sentence with the ee sound and underline the word with a colour pencil.

ee sound

Read the words and underline the sound.

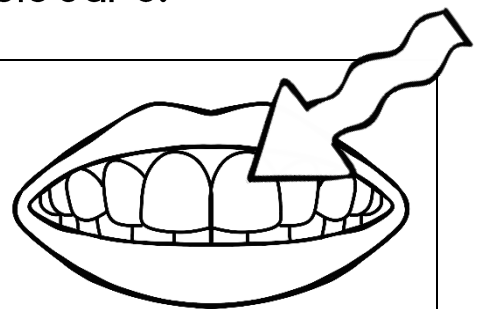


week	keep	meet	need
sleep	sweep	sheep	tree
weep	feet	deep	green



Underline the ee word in each sentence.

1. I greet my teacher.
2. The leaves of the tree are green.
3. I chew the cheese with my teeth.
4. The hill is steep.
5. A sheep gives us wool.

Write the word for each picture.

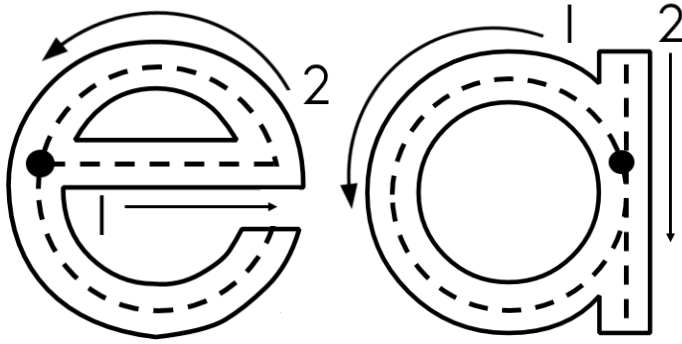
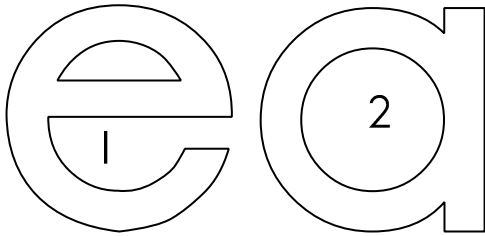


--	--	--

Colour the sound.

1 - blue

2 - red



- Read the words.
- Underline the ea sound.

read	beans
scream	peas
eat	

Build the words.

n

cl

m

s

ea

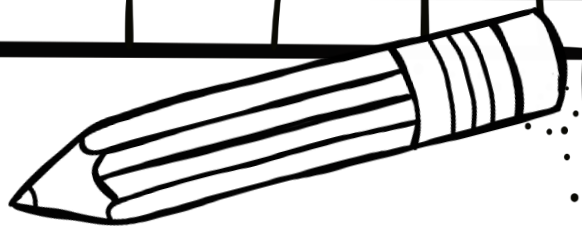
t

n

t

l

Draw the punctuation marks.



question
mark

full
stop

exclamation
mark

comma

Write the sentence with capital letters and punctuation.

jabu likes cheese

bongi eats meat fruit and vegetables each week

do you like beans

oh no, i dropped the eggs

am, is or are?

Fill in the blanks using am, is or are:

1. Mom _____ cooking food.
2. They _____ going to the zoo.
3. He _____ playing on the computer.
4. Susan _____ painting a picture.
5. I _____ back at school
6. The children _____ back at school.
7. They _____ cold.
8. Jabu _____ happy at school.
9. We _____ going to the beach.
10. Ann and Ben _____ in class.

Underline is or are in the following sentences:

1. She is/are walking to school.
2. My brother are/is very naughty.
3. They are/is playing soccer on Saturday.
4. My name is/are Ben.
5. Dad is/are mowing the lawn.

Am
I am.

Is (Only ONE)

he is.
She is.
It is.
Amy is.
Ben is.

are

(More than one)

You are.
We are.
They are.

