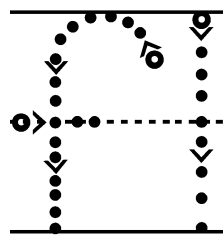
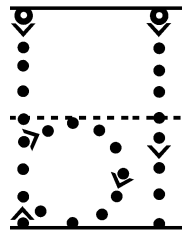



GRADE 2

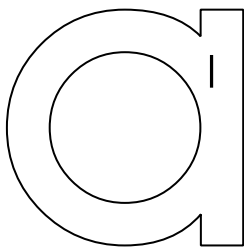
English Home Language

Term /



Name:


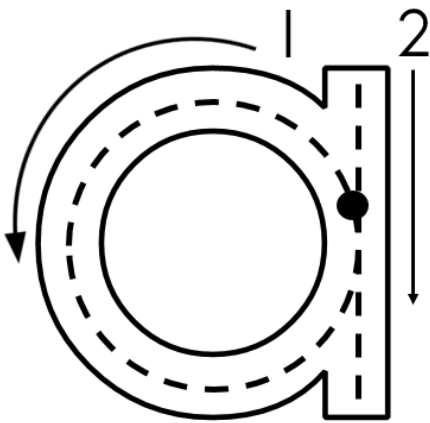
Colour the "a".




l - red

Read the words and listen to the sound.

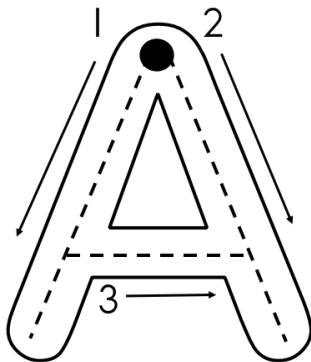
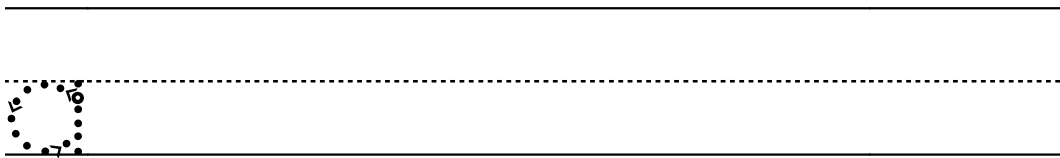
| | | |
|-----|-----|-----|
| at | and | Sam |
| has | had | hat |



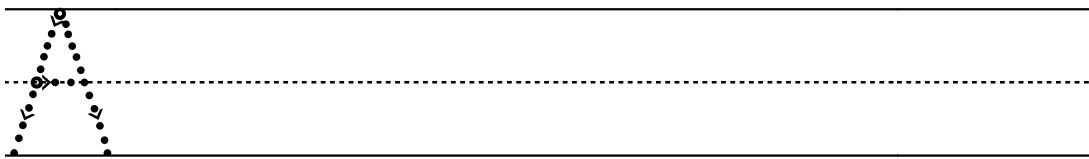
Circle the "a" sound.

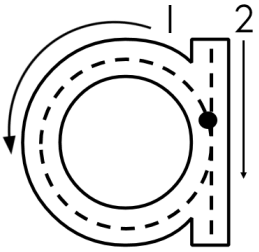


Practice the letter.

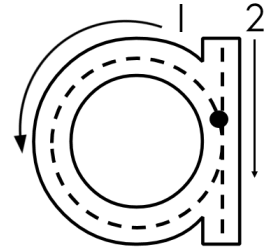


Practice to write the capital letter.





a sound




Read the words and underline the "a" sound.

| | | | |
|-----|-----|-----|-----|
| at | and | Sam | has |
| had | hat | cap | can |
| bat | cat | mat | sad |

Practice the word and then write the word on your own.



can




hat



sad



mad



cat





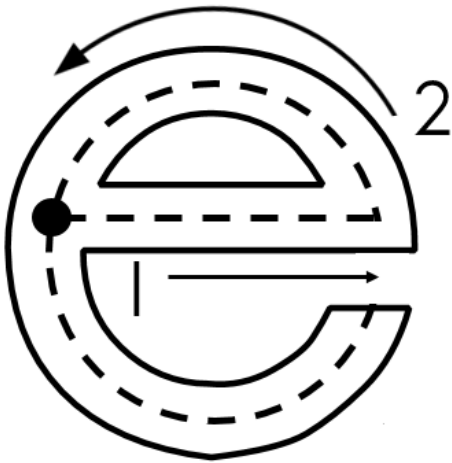
bat

e sound

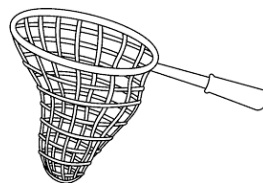
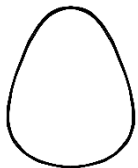

Read the words and underline the "e" sound.

| | | | | |
|-----|-----|------|-----|-----|
| Ben | ten | men | get | egg |
| end | yet | went | ten | net |
| bed | beg | leg | pen | hen |

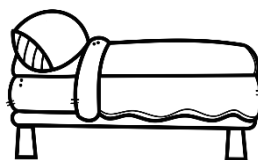
Practice writing the e.



Write the word for the following pictures.

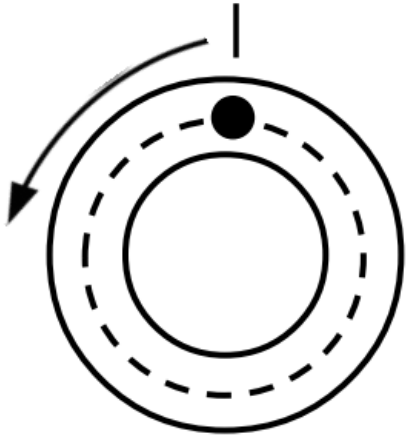


10



o sound

Read the words and underline the "o" sound.



dog

not

hot


rot

dot

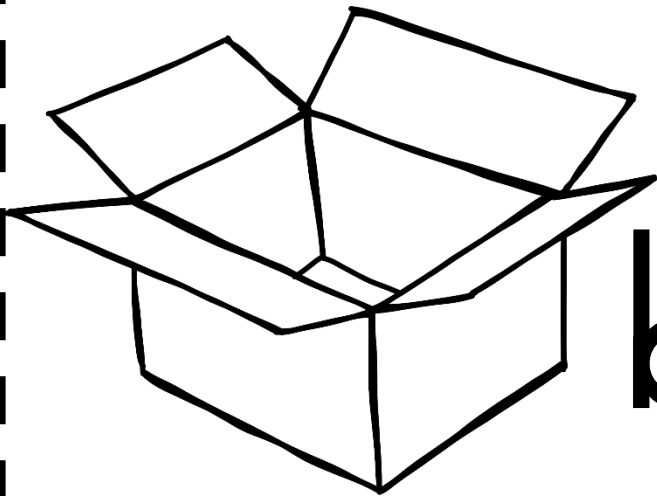
box

fox

pot




dog




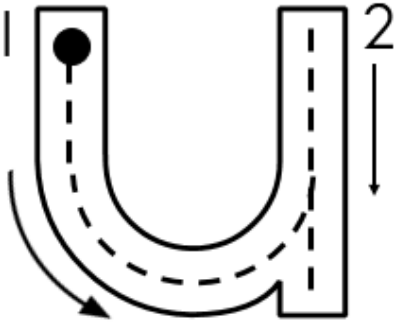
box

hot



dot







u sound

Read the words and underline the "u" sound.


| | | | | |
|------|------|-----|------|-----|
| run | sun | fun | must | hut |
| just | rust | but | up | bus |



bus



sun



hut



run

2
○


i sound

Read the words and underline the "i" sound.





| | | | | |
|-----|-----|-----|-----|-----|
| in | win | bin | big | fit |
| sit | Jim | bit | hit | pig |

The cat is **in**
the bucket.



bin



sit

READ and SEARCH

Read the words and colour the pictures.

O bin

O bed

O net

O cat

O hut

O sun

O bat





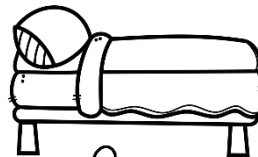
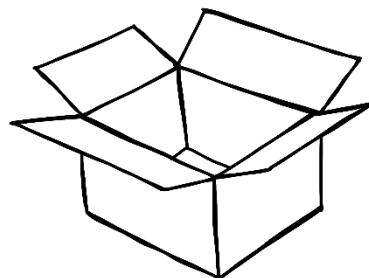
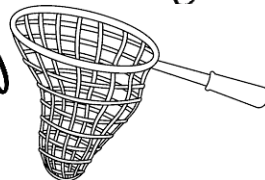

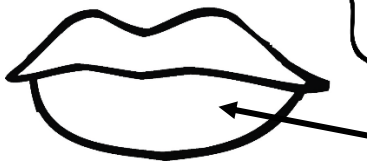



O box

O pan

O can

O sit

O hen



Complete the words by filling in the correct sound.


-a-, -e-, -o-, -u-




h__t



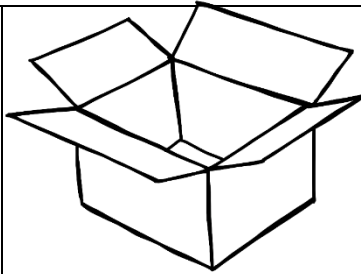
c__n




b__s




p__g



b__x




h__t




b__n




r__n



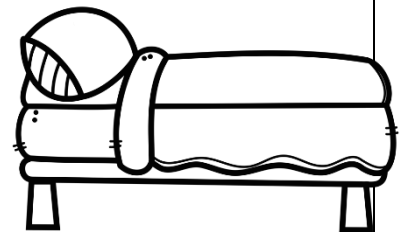
d__t



s__n

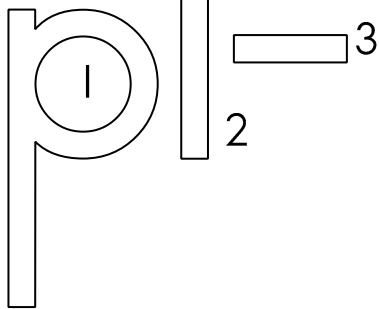


c__t



b__d

Colour the "pl" sound.




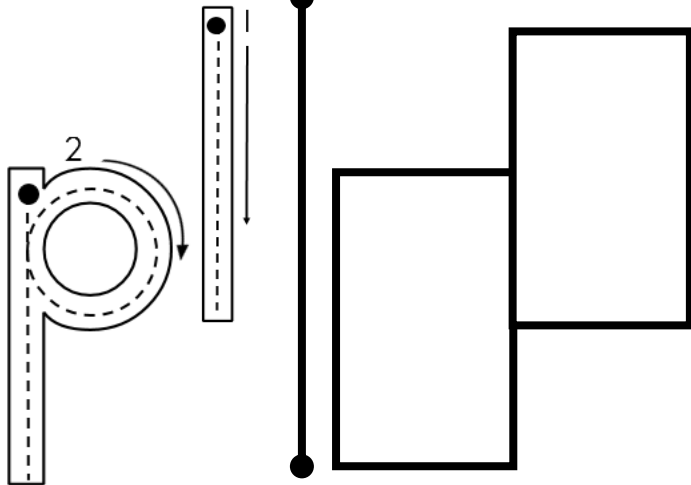
1 - yellow

2 - orange


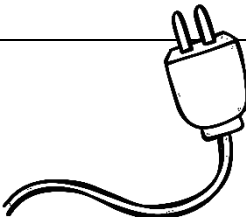

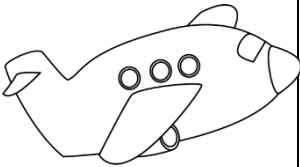
3 - red

- Read the words.
- Underline the pl- sound

| | |
|--------|-------|
| play | plank |
| please | plan |
| plate | plant |
| plane | plug |



Write the words for each picture.


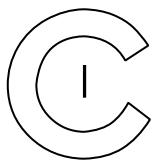
| | | | |
|---|---|--|---|
|  |  |  |  |
| | | | |

Use the words to complete the sentences.

| | |
|--------|-------|
| plan | plate |
| please | plane |
| play | plant |

1. We flew with a _____.
2. _____ can I have more cake?
3. I ate all my food on my _____.
4. I _____ with my toys.
5. We have to make a _____.
6. I watered the _____.

Colour the "cl" sound.



1 - yellow

2 - green

3 - blue

- Read the words.
- Underline the cl- sound

clown

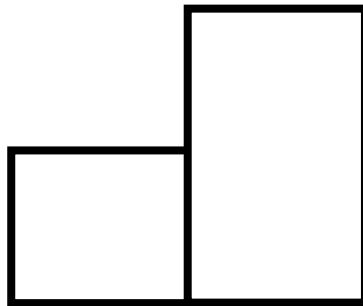
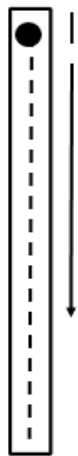
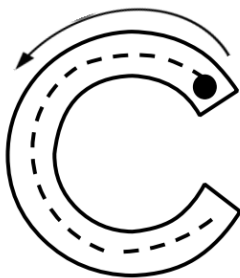
clock

clean

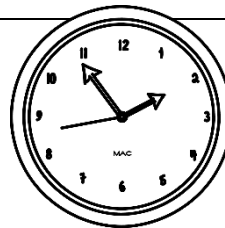

clap

cloud

claw



Write the words for each picture.

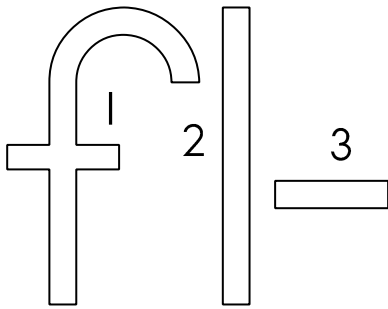


Use the words to complete the sentences.

| | |
|--------|-------|
| clap | clock |
| clean | climb |
| clouds | claw |

1. The owl has a sharp _____.
2. We read the time on the _____.
3. The sun is behind the _____.
4. My mother asked me to _____ the window.
5. We _____ hands after the lovely show.

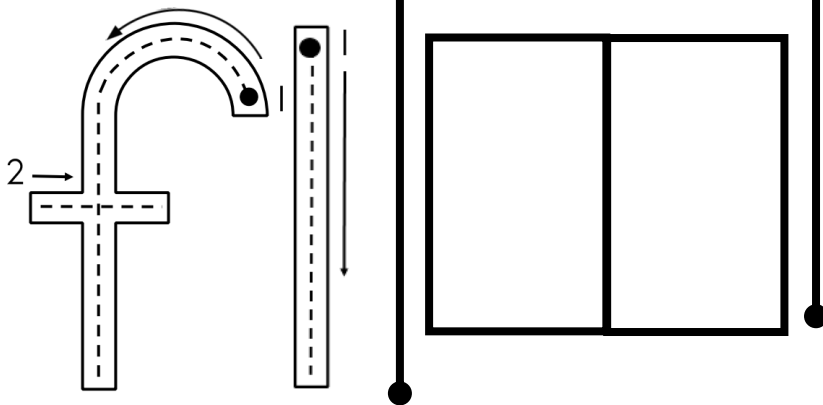
Colour the "fl" sound.



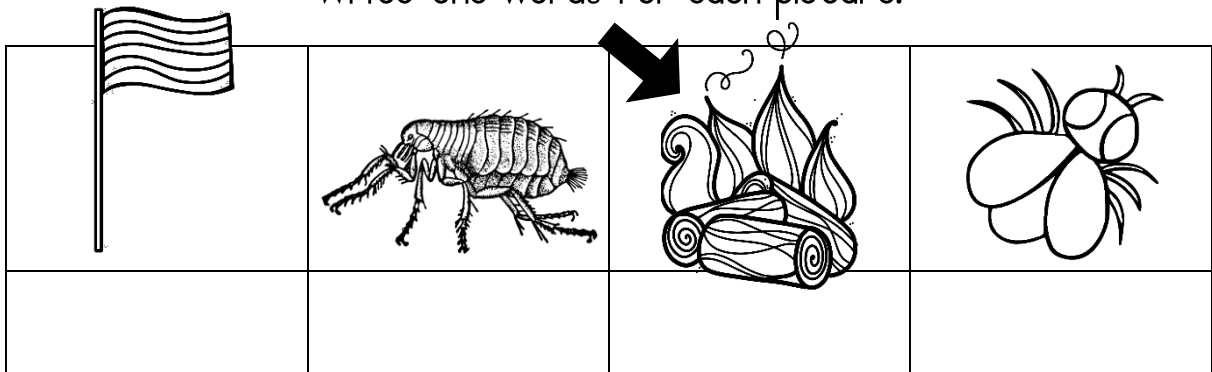
- 1 - yellow
- 2 - green
- 3 - blue

- Read the words.
- Underline the fl- sound

| | |
|-------|-------|
| flag | flat |
| fly | flame |
| flap | flee |
| flood | flute |
| floor | flu |



Write the words for each picture.

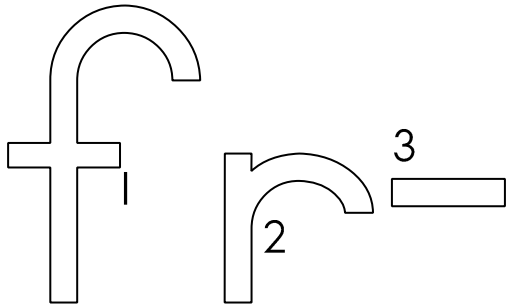


Use the words to complete the sentences.

| | |
|------|--------|
| fly | flaps |
| flag | flames |

1. The _____ of the fire is very hot.
2. The bird _____ it's wings when flying.
3. We finally got a new _____ to put on the pole at school.
4. I want to be a pilot and _____ planes.


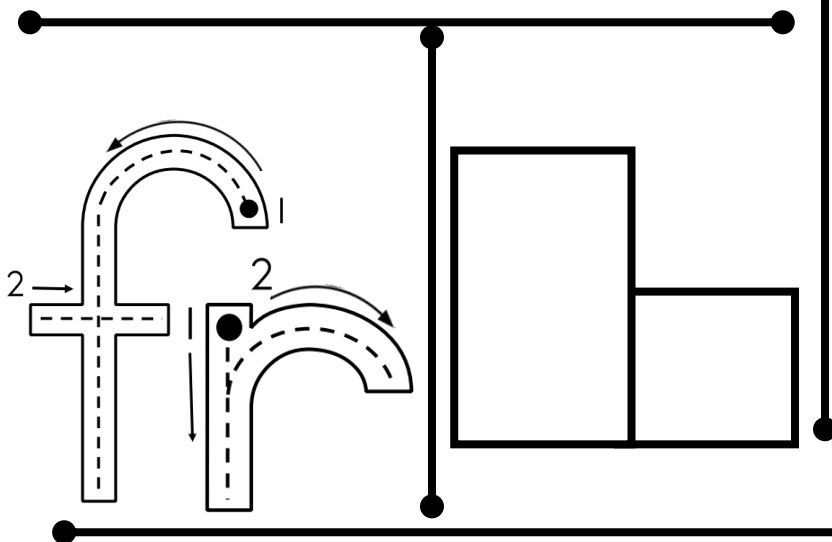
Colour the "fr" sound.







- 1 - yellow
- 2 - green
- 3 - blue

- Read the words.
- Underline the fr- sound

| | |
|--------|--------|
| frog | frame |
| fresh | from |
| freeze | friend |



Write the words for each picture.

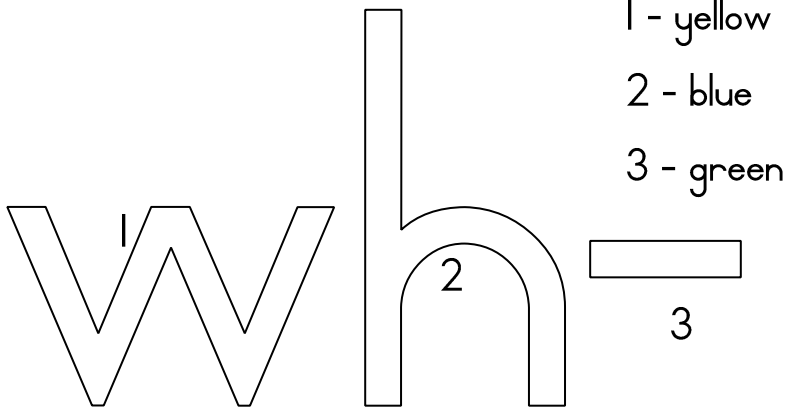
| | | | |
|---|---|--|---|
|  |  |  |  |
| | | | |

Use the words to complete the sentences.

| | |
|--------|-------|
| fresh | frog |
| freeze | frame |
| friend | from |

1. Ben is my best _____.
2. I got a letter _____ my friend.
3. The _____ catches a fly.
4. My mother put a family photo in the _____.
5. My grandmother baked a _____ bread.

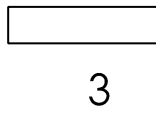
Colour the "wh" sound.



1 - yellow

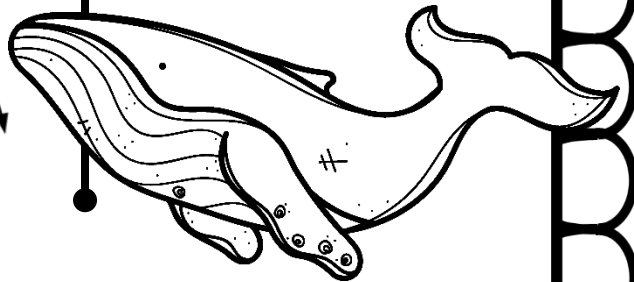
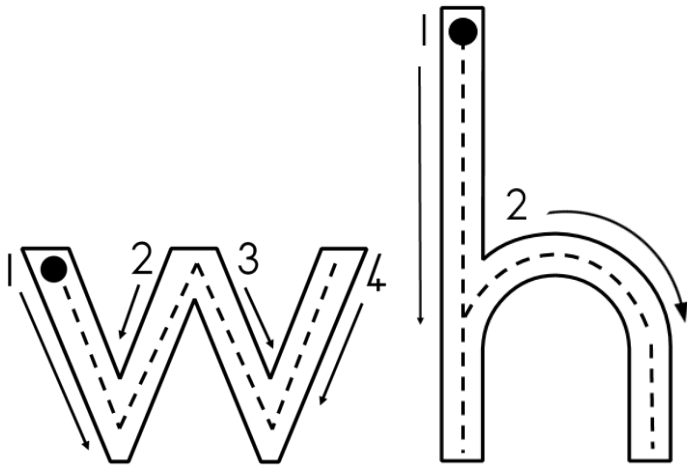
2 - blue

3 - green



- Read the words.
- Underline the wh- sound


| | |
|---------|-------|
| whale | wheel |
| whirl | white |
| whether | who |
| what | when |
| where | why |



Practice writing the words.

| | | | |
|-------|--|-------|--|
| whale | | what | |
| whirl | | who | |
| when | | where | |
| why | | white | |

Colour the "sh" sound.




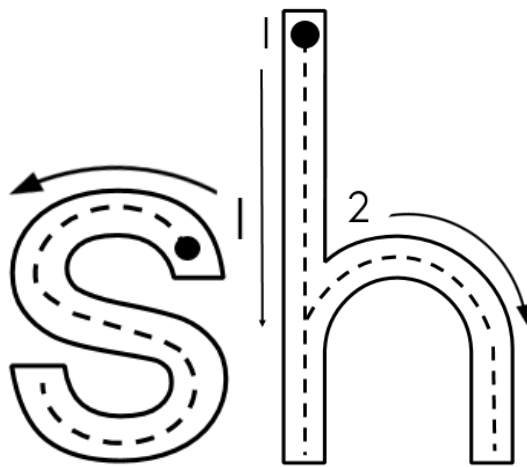
1 - yellow

2 - purple





3 - pink

- Read the words.
- Underline the sh- sound

| | |
|-------|--------|
| shoe | shop |
| shark | shy |
| sharp | ship |
| sheep | shrimp |
| shell | she |



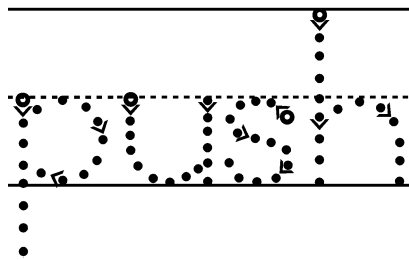
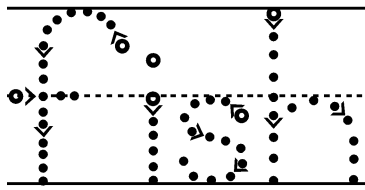

Write the words for each picture.



Words ending with -sh

- Read the words.
- Underline the -sh sound

wash




| | |
|-------|-------|
| wash | dish |
| fish | wish |
| push | rush |
| bush | crash |
| flash | dish |

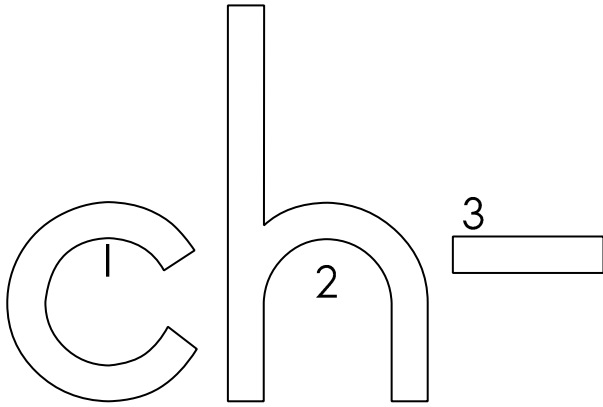
Use the words to complete the sentences.

| | | | | | |
|------|------|------|------|-------|------|
| rush | fish | wash | bush | flash | push |
|------|------|------|------|-------|------|

1. My father caught a _____.
2. The camera made a _____ when I took the photo.
3. The mother _____ the baby in the wagon.
4. I _____ the dishes after dinner.
5. We are late for school, now we have to _____ there.



Colour the "ch" sound.




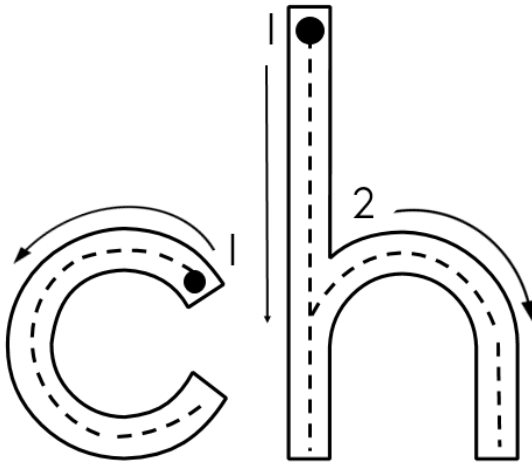
1 - blue

2 - purple

3 - green

- Read the words.
- Underline the ch- sound

| | |
|-----------|---------|
| chimp | watch |
| chicks | chair |
| cheese | chain |
| chocolate | church |
| children | chicken |



Write the words for each picture.

| | | | |
|--|--|--|--|
| | | | |
| | | | |
| | | | |

Words ending with -ck

neck

chick



- Read the words.
- Underline the -ck sound

| | |
|-------|-------|
| check | neck |
| deck | chick |
| chick | brick |
| back | stick |
| lick | duck |

Use the words to complete the sentences.

| | | | | |
|------|------|--------|--------|-------|
| neck | lick | chicks | bricks | stick |
|------|------|--------|--------|-------|

1. Mother hen has six new _____.

2. Our house is build out of _____.


3. The dog catches the _____.

4. I took a _____ of my ice cream.

5. Between your head and shoulders is your _____.



Colour the "tr" sound.



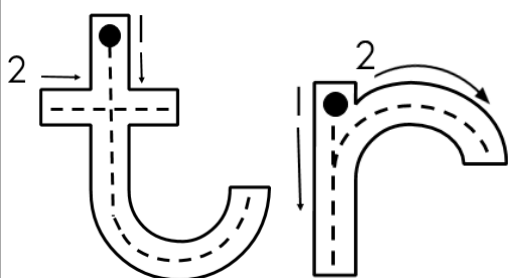
1 - blue

2 - purple

3 - green

- Read the words.
- Underline the tr- sound

| | |
|-------|-------|
| tree | try |
| trust | train |
| trap | trip |
| trick | trash |
| trail | truck |



Find the "tr" words below and colour them.

try
trash

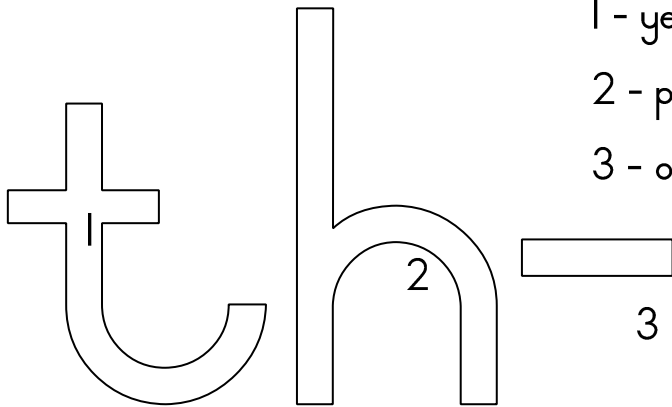
train
truck

tree
trip

trust

| | | | | | |
|---|---|---|---|---|---|
| w | t | r | u | c | k |
| t | r | a | s | h | a |
| t | r | a | i | n | s |
| z | x | c | v | a | d |
| t | y | t | t | f | t |
| r | t | r | r | g | t |
| e | h | i | u | h | r |
| e | i | p | s | n | y |
| b | o | l | t | m | u |

Colour the "th" sound.



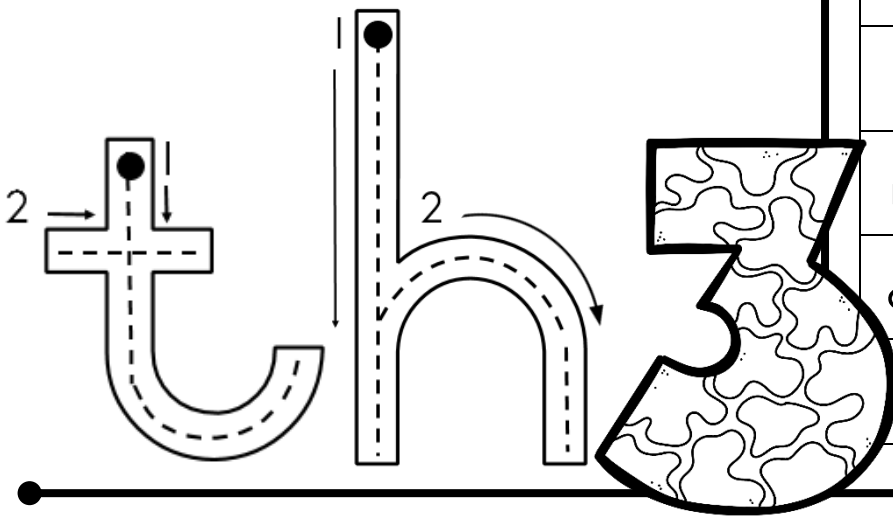
1 - yellow

2 - pink

3 - orange

- Read the words.
- Underline the th- sound

| | |
|----------|---------|
| that | there |
| then | they |
| this | the |
| thorn | three |
| them | think |
| mother | father |
| another | brother |
| together | |



Practice writing the words.


| | | | |
|------|--|-------|--|
| them | | think | |
| them | | throw | |
| this | | think | |
| that | | they | |

Colour the "st" sound.

1 - yellow


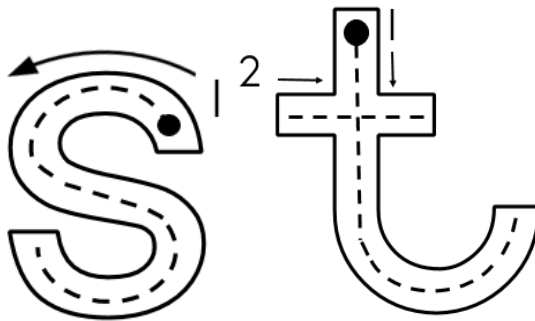
2 - red

3 - orange



- Read the words.
- Underline the st- sound

| | |
|-------|-------|
| stop | stand |
| step | still |
| stone | stove |
| store | stick |

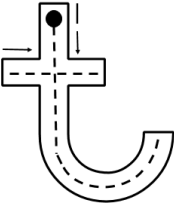


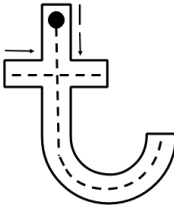
Find the "st" words below and colour them.

stop stand step still
stick stove stone

| | | | | | |
|---|---|---|---|---|---|
| s | t | o | p | l | k |
| t | r | a | s | h | a |
| s | t | e | p | s | s |
| z | s | c | v | t | d |
| s | t | t | s | o | s |
| t | a | r | t | v | t |
| i | n | i | o | e | i |
| c | d | p | n | n | l |
| k | f | l | e | m | l |

Words ending with -st



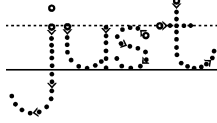


ne  

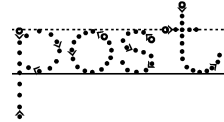



te  


- Read the words.
- Underline the -st sound

| | |
|-------|------|
| most | post |
| must | test |
| nest | rest |
| rust | just |
| trust | best |

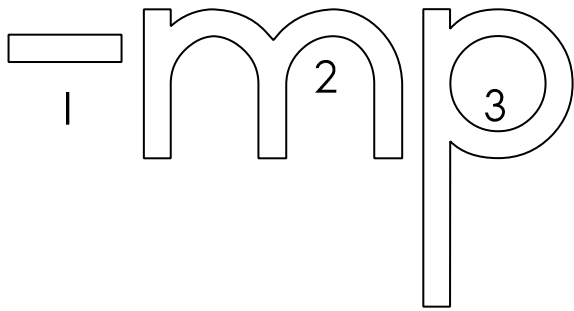
Practice writing the words.

| | |
|---|--|
|  | |
|  | |
|  | |
|  | |
|  | |

| | |
|--|--|
|  | |
|  | |
|  | |
|  | |



Colour the "mp" sound.



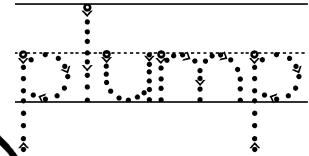

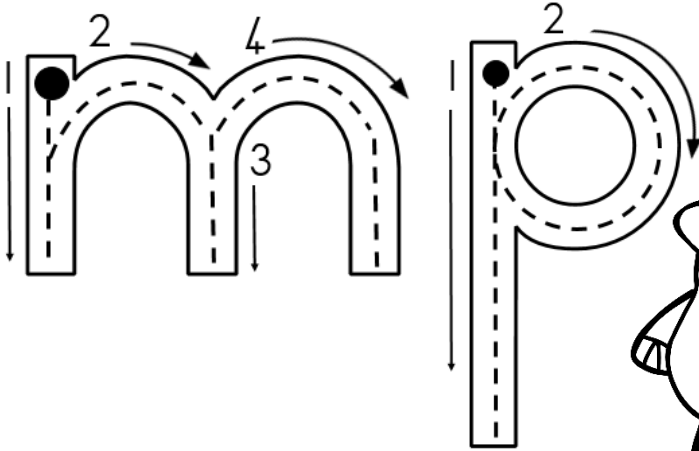
1 - yellow

2 - blue





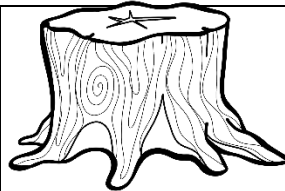

3 - green

- Read the words.
- Underline the mp- sound

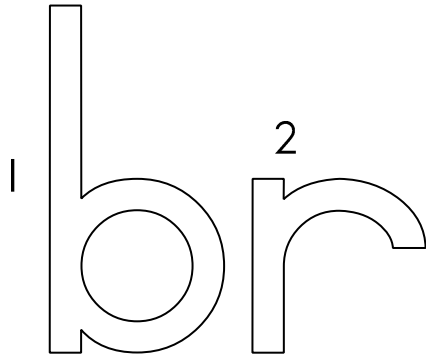
| | |
|-------|-------|
| jump | pump |
| camp | lamp |
| damp | dump |
| plump | hump |
| stamp | stump |



Write the words for each picture.



Colour the br sound.

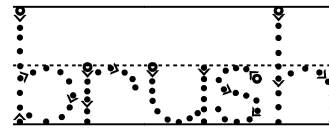
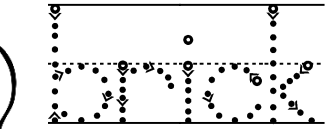
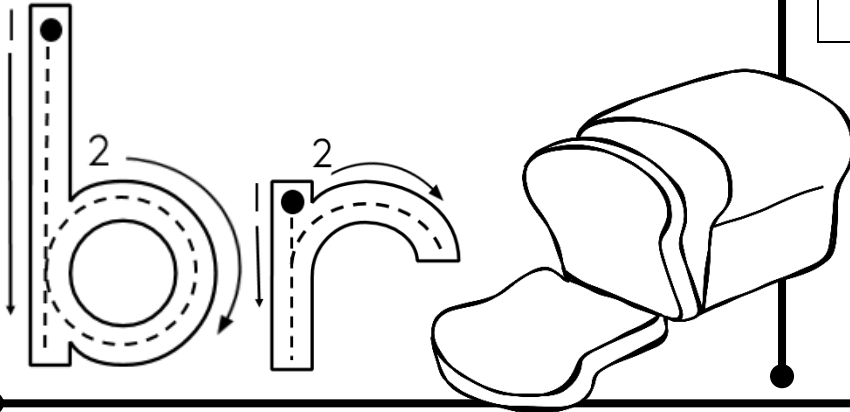


1 - pink

2 - purple

- Read the words.
- Colour the br sound.

| | |
|-------|-------|
| brush | brown |
| brick | bread |
| broom | bring |
| brain | bride |



Build the words.

ush → [] [] [] [] []

ick → [] [] [] [] []

own → [] [] [] [] [] [] []

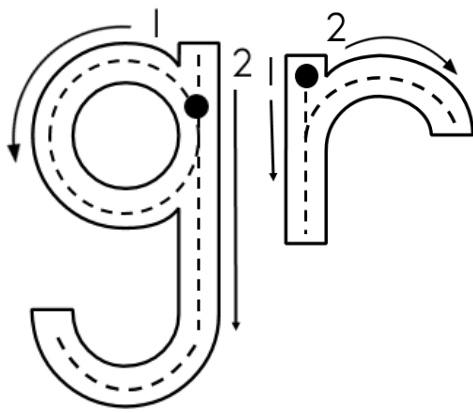
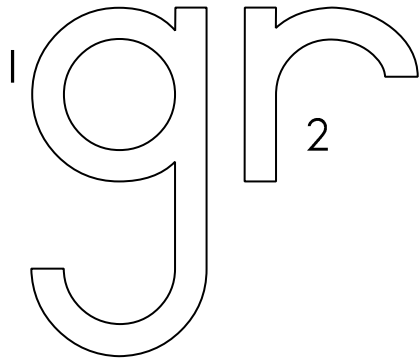
ead → [] [] [] [] [] [] []

A drawing of a brush with the letters 'br' written on its handle. Four arrows point from the 'br' to four boxes, each containing a word fragment: 'ush', 'ick', 'own', and 'ead'. Each box is followed by a set of empty boxes for building the full word.

Colour the "gr" sound.

1 - purple

2 - green



- Read the words.
- Colour the "gr" sound.

green

grin


grass

grow

grab

great

Colour the grass green.



Build the words.

een →

| | | | | |
|--|--|--|--|--|
| | | | | |
|--|--|--|--|--|

ass →

| | | | | |
|--|--|--|--|--|
| | | | | |
|--|--|--|--|--|

in →

| | | | |
|--|--|--|--|
| | | | |
|--|--|--|--|

ow →

| | | | |
|--|--|--|--|
| | | | |
|--|--|--|--|

Colour the "cr" sound.


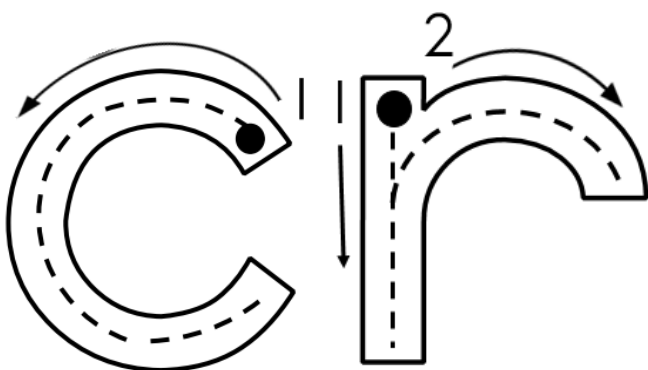
1 - grey

2 - yellow

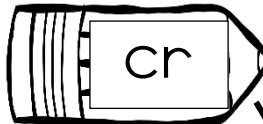
1 2
C r

- Read the words.
- Colour the "cr" sound.

| | |
|-------|-------|
| crab | creep |
| cross | crow |
| crack | crown |
| cry | crawl |



Build the words.



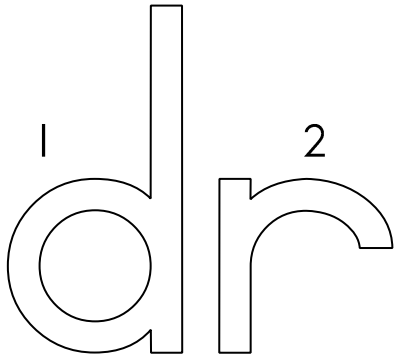
ab →

oss →

eep →

awl →

Colour the "dr" sound.

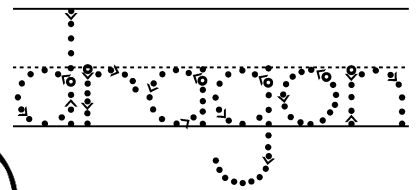

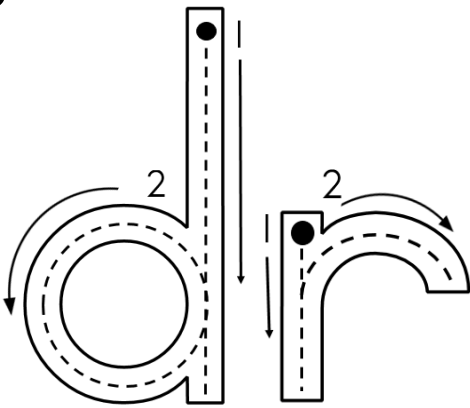


1 - purple

2 - orange

- Read the words.
- Colour the "dr" sound.

| | |
|--------|-------|
| drum | dress |
| dragon | drip |
| dream | drink |
| drag | dry |
| draw | drain |



Build the words.

A crayon labeled 'dr' pointing to four boxes for word building. Each box has a vertical section on the left and a horizontal section on the right.

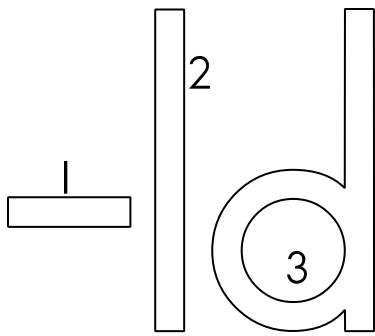
ess → [] [] [] [] []

um → [] [] [] [] []

ip → [] [] [] [] []

aw → [] [] [] [] []

Colour the "ld" sound.



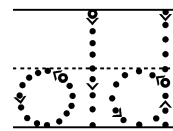
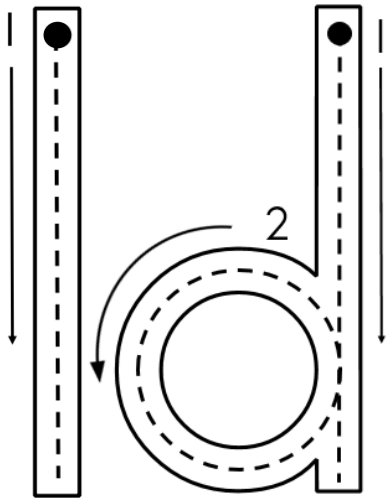
1 - green

2 - blue

3 - red

- Read the words.
- Underline the -ld sound

| | |
|------|------|
| cold | old |
| wild | told |
| gold | sold |
| fold | hold |



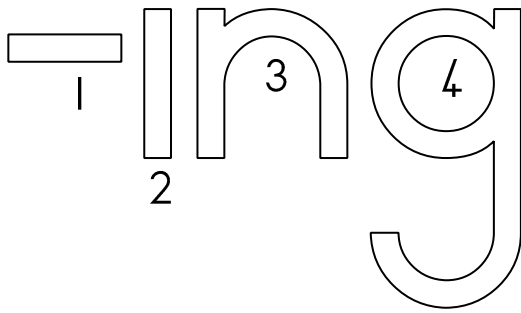
Complete the sentences by using the words in the blocks.

| | | | | | |
|------|-----|------|------|------|------|
| cold | old | wild | gold | sold | fold |
|------|-----|------|------|------|------|

1. My grandmother and grandfather are _____.
2. My mother has _____ earrings.
3. In the winter it is _____.
4. My father _____ our house.
5. I help my mother to _____ the laundry.
6. Animals live in the _____.



○ Colour the "ing".



1 - red

2 - blue

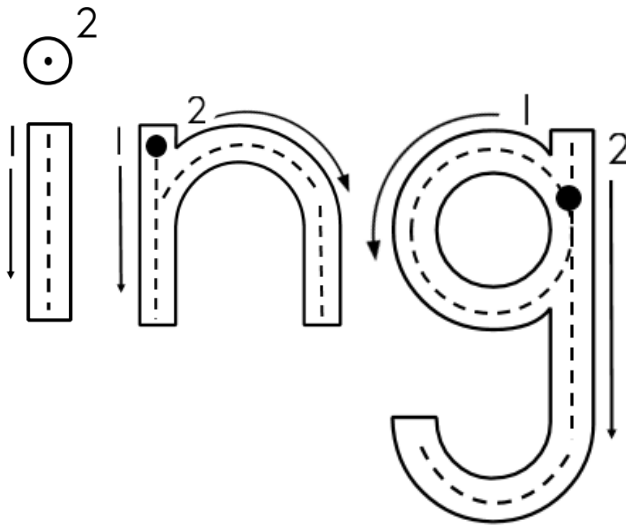
3 - yellow

4 - green

• Read the words.

• Underline the -ing sound

| | |
|----------|----------|
| sitting | drinking |
| running | digging |
| kicking | watering |
| racing | reading |
| hitting | eating |
| singing | climbing |
| barking | drinking |
| playing | |
| dancing | |
| sleeping | |


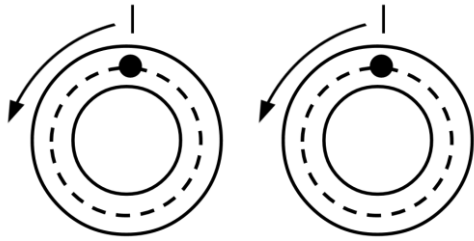


Complete the sentences by using the words in the blocks.

| | | | | | |
|---------|---------|---------|---------|----------|----------|
| dancing | sitting | kicking | barking | sleeping | drinking |
|---------|---------|---------|---------|----------|----------|

1. The boy is _____ the ball.
2. The girl is _____ on her bed.
3. My dad is _____ on the chair.
4. The dog is _____.
5. The ballerina is _____.
6. She is _____ juice.





Practice writing the sound

Fill the oo sound into the blocks.

| | |
|--|--|
| | |
|--|--|

Complete the words.

r____ f t____ l
m____ n f____ d
f____ t c____ l
h____ t r____ t

Write your own oo words.

Write a sentence with the oo sound and underline the word with a colour pencil.

Read the words and underline the sound.

oo

sound

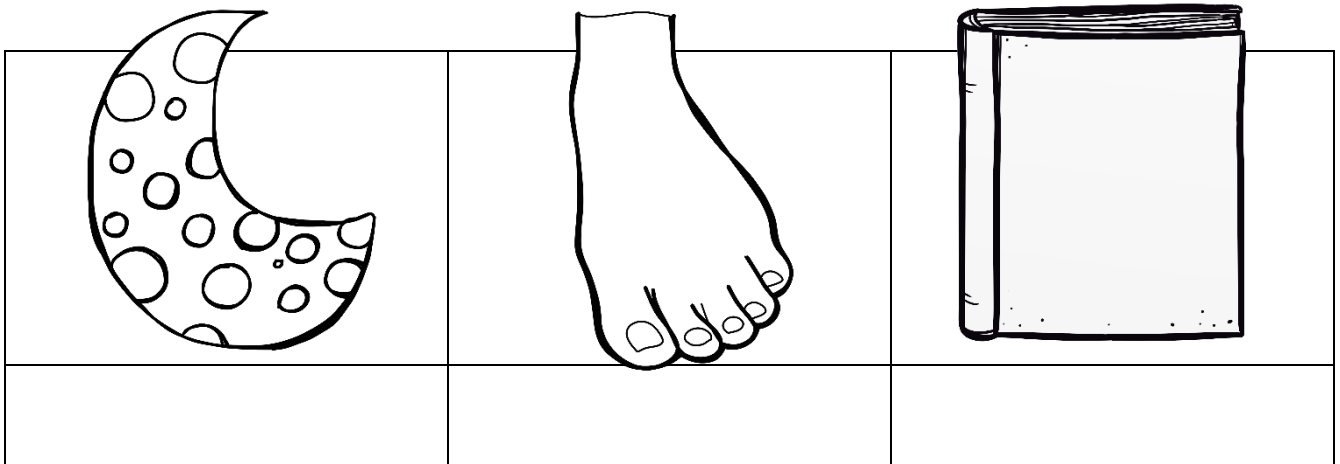
| | | | |
|-------|-------|------|------|
| food | cool | roof | moon |
| hoot | spoon | root | room |
| too | tool | foot | book |
| broom | soon | boot | noon |

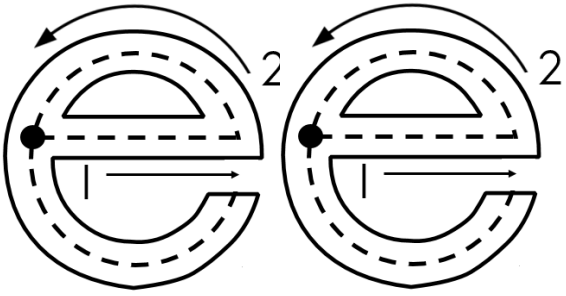


Underline the oo word in each sentence.


1. I read a book at school.
2. Our house has a roof.
3. The wind is cool.
4. The moon shines at night.
5. My mother is cooking food.

Write the word for each picture.





Practice writing the sound



Fill the ee sound into the blocks.

| | |
|--|--|
| | |
|--|--|

Complete the words.

gr ____ n sh ____ p
wh ____ l sl ____ p
f ____ t tr ____
gr ____ t st ____ p


Write your own ee words.

Write a sentence with the ee sound and underline the word with a colour pencil.

ee sound

Read the words and underline the sound.

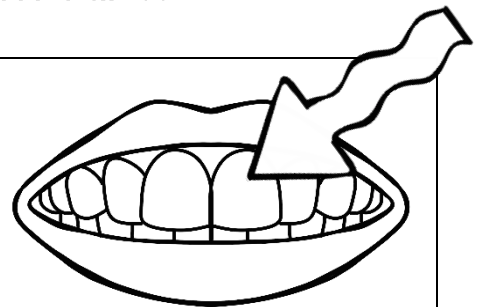


| | | | |
|-------|-------|-------|-------|
| week | keep | meet | need |
| sleep | sweep | sheep | tree |
| weep | feet | deep | green |



Underline the ee word in each sentence.

1. I greet my teacher.
2. The leaves of the tree are green.
3. I chew the cheese with my teeth.
4. The hill is steep.
5. A sheep gives us wool.

Write the word for each picture.

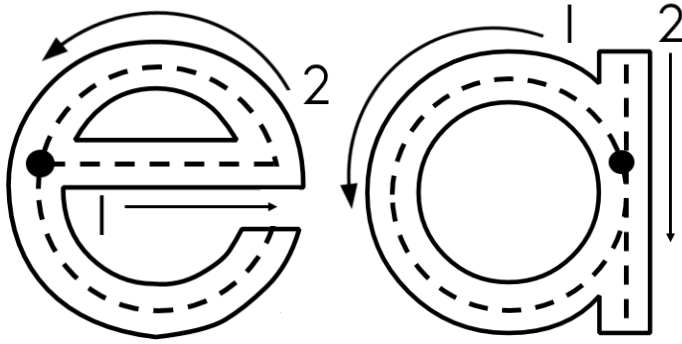
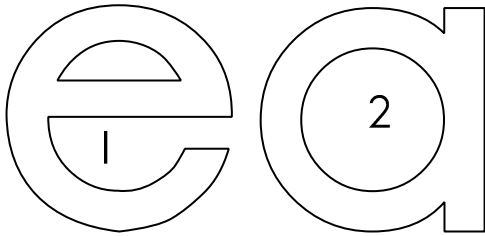


| | | |
|--|--|--|
| | | |
|--|--|--|

Colour the sound.

1 - blue

2 - red



- Read the words.
- Underline the ea sound.

| | |
|--------|-------|
| read | beans |
| scream | peas |
| eat | |
| | |
| | |
| | |

Build the words.

n

cl

m

s

ea

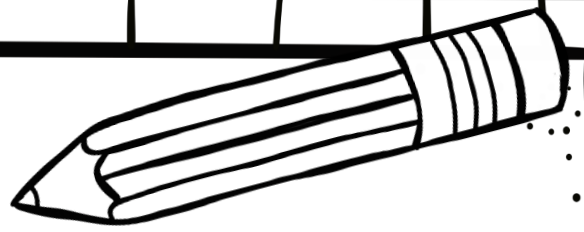
t

n

t

l

Draw the punctuation marks.



question
mark

full
stop

exclamation
mark

comma

Write the sentence with capital letters and punctuation.

jabu likes cheese

bongi eats meat fruit and vegetables each week

do you like beans

oh no, i dropped the eggs

am, is or are?

Fill in the blanks using am, is or are:

1. Mom _____ cooking food.
2. They _____ going to the zoo.
3. He _____ playing on the computer.
4. Susan _____ painting a picture.
5. I _____ back at school
6. The children _____ back at school.
7. They _____ cold.
8. Jabu _____ happy at school.
9. We _____ going to the beach.
10. Ann and Ben _____ in class.

Underline is or are in the following sentences:

1. She is/are walking to school.
2. My brother are/is very naughty.
3. They are/is playing soccer on Saturday.
4. My name is/are Ben.
5. Dad is/are mowing the lawn.

Am
I am.

Is (Only ONE)

he is.
She is.
It is.
Amy is.
Ben is.

are

(More than one)

You are.
We are.
They are.

