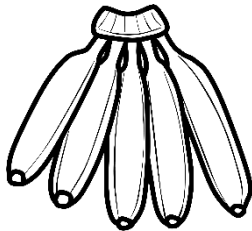




Mathematics


Grade 1 - Term 4



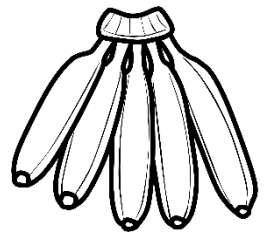
5



10



15



20

Name:


Number names and number symbols.

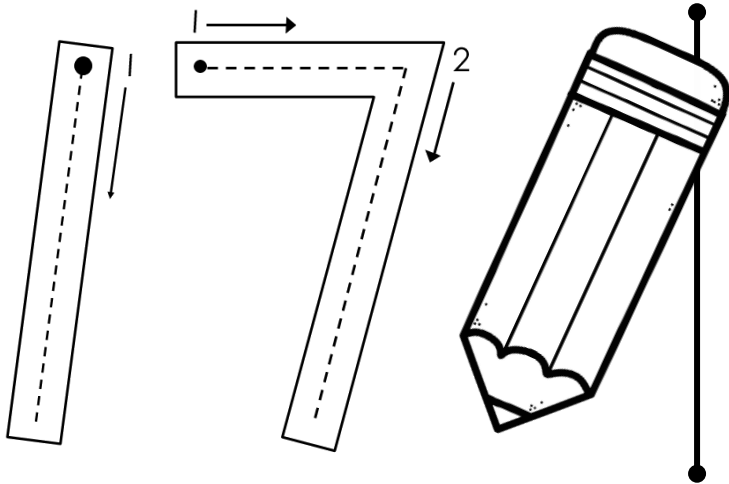
Write the number names for the number symbols.

5	<hr/> <hr/> <hr/>	3	<hr/> <hr/> <hr/>
7	<hr/> <hr/> <hr/>	9	<hr/> <hr/> <hr/>
1	<hr/> <hr/> <hr/>	4	<hr/> <hr/> <hr/>
6	<hr/> <hr/> <hr/>	10	<hr/> <hr/> <hr/>
8	<hr/> <hr/> <hr/>	2	<hr/> <hr/> <hr/>

Write the number symbols for the number names.

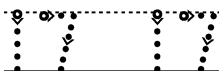
ten	<hr/> <hr/> <hr/>	two	<hr/> <hr/> <hr/>
nine	<hr/> <hr/> <hr/>	six	<hr/> <hr/> <hr/>
one	<hr/> <hr/> <hr/>	eight	<hr/> <hr/> <hr/>
three	<hr/> <hr/> <hr/>	seven	<hr/> <hr/> <hr/>
four	<hr/> <hr/> <hr/>	five	<hr/> <hr/> <hr/>





Draw 17 circles in the blocks.

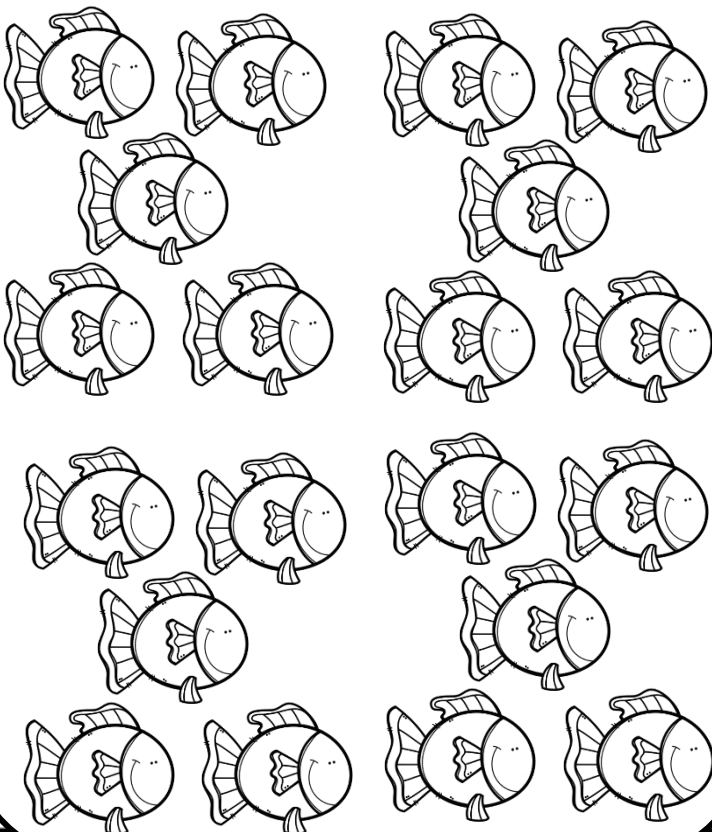
Draw over the dotted lines and complete the row.



Complete the number line.

0	1	2																	17
---	---	---	--	--	--	--	--	--	--	--	--	--	--	--	--	--	--	--	----

Colour 17 fish.



Colour the number 17.

18	16	17	19
17	19	20	16
20	16	17	19
17	18	16	20

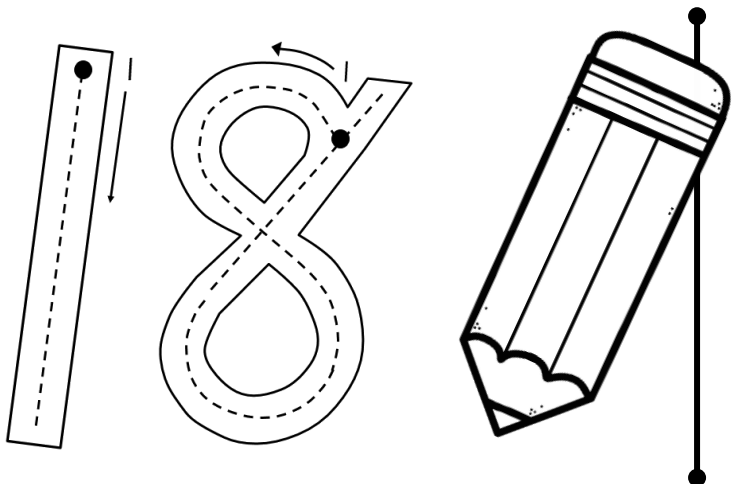
More than and less than

What is 1 more than 17? _____

What is 1 less than 17? _____

What is 2 more than 17? _____

What is 2 less than 17? _____



Draw 18 circles in the blocks.

Draw over the dotted lines and complete the row.

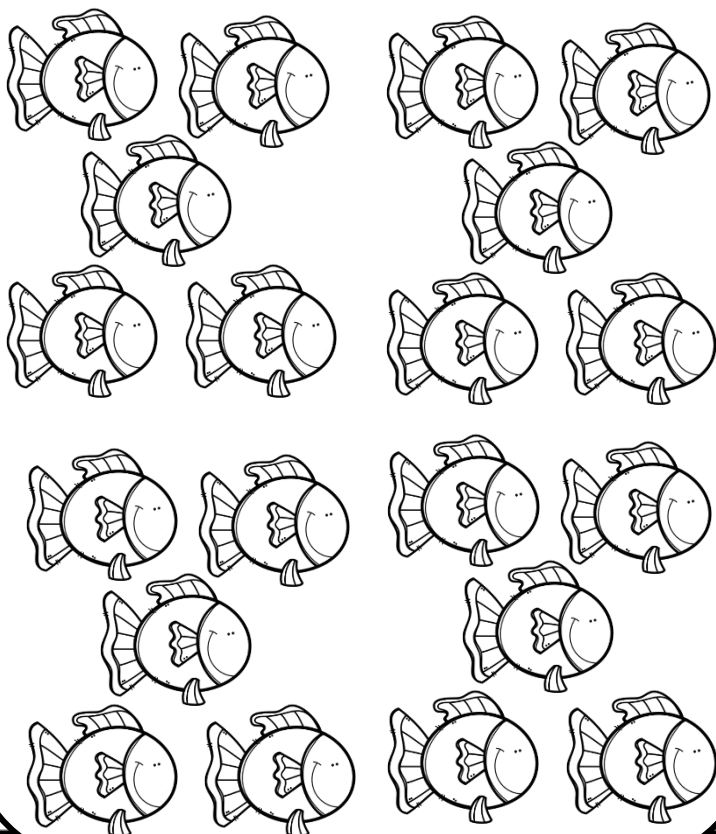
eighteen

18

Complete the number line.

0	1	2																	18
---	---	---	--	--	--	--	--	--	--	--	--	--	--	--	--	--	--	--	----

Colour 18 fish.



Colour the number 18.

18	16	17	19
17	19	20	18
18	16	17	19
17	18	16	20

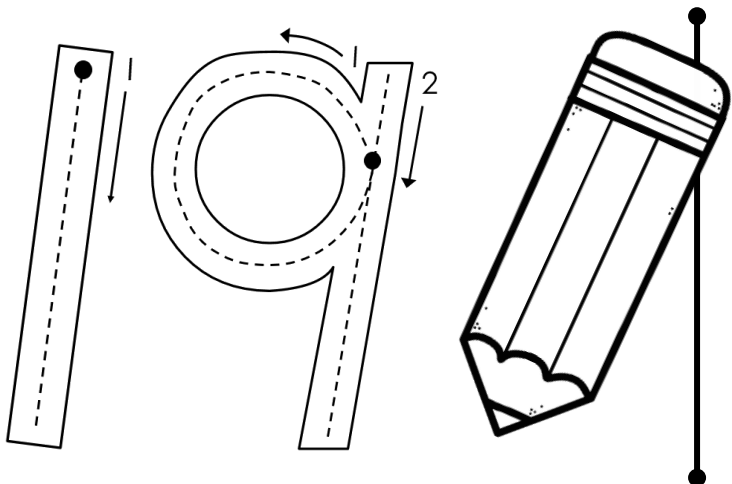
More than and less than

What is 1 more than 18? _____

What is 1 less than 18? _____

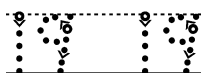
What is 2 more than 18? _____

What is 2 less than 18? _____



Draw 19 circles in the blocks.

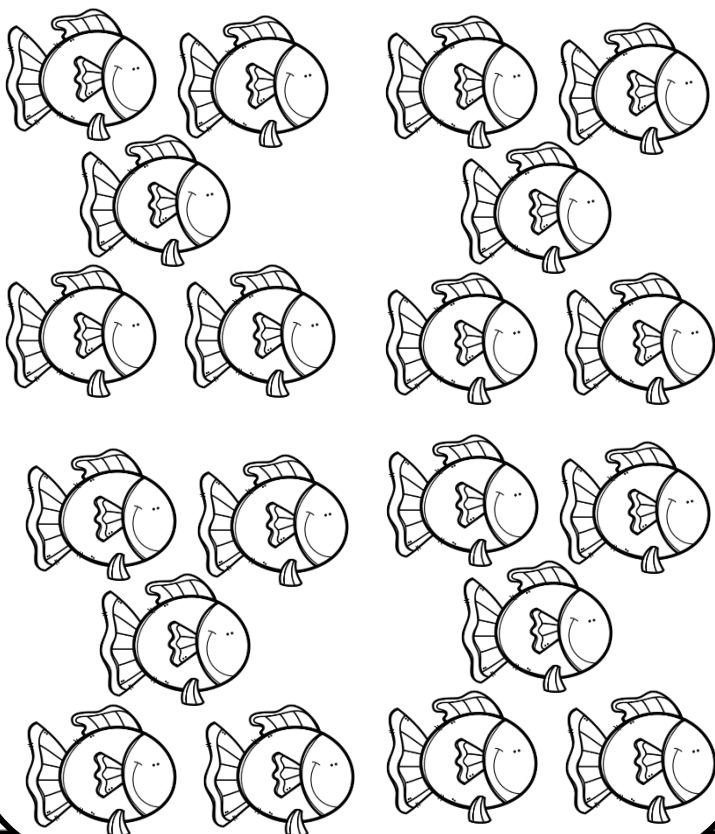
Draw over the dotted lines and complete the row.



Complete the number line.

0	1	2																	19
---	---	---	--	--	--	--	--	--	--	--	--	--	--	--	--	--	--	--	----

Colour 19 fish.



Colour the number 19.

19	16	17	19
17	19	20	18
18	16	17	19
19	18	16	20


More than and less than

What is 1 more than 19? _____

What is 1 less than 19? _____

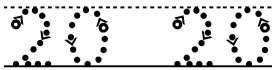

What is 2 more than 19? _____

What is 2 less than 12? _____



Draw 20 circles in the blocks.

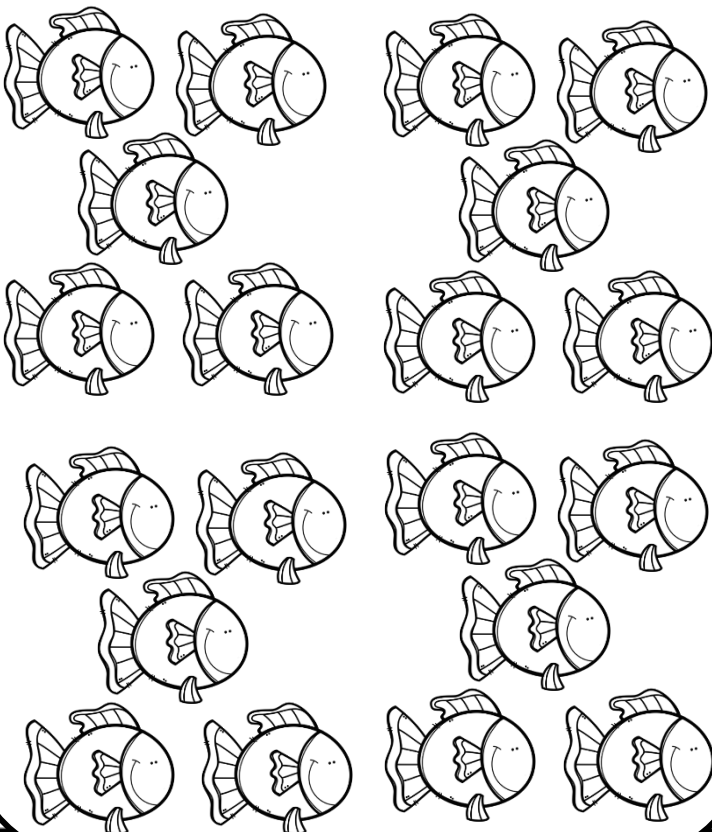
Draw over the dotted lines and complete the row.



Complete the number line.

0	1	2																	20
---	---	---	--	--	--	--	--	--	--	--	--	--	--	--	--	--	--	--	----

Colour 20 fish.



Colour the number 20.

19	16	17	19
17	19	20	18
18	16	17	19
19	18	16	20

More than and less than

What is 1 more than 20? _____

What is 1 less than 20? _____

What is 2 more than 20? _____

What is 2 less than 20? _____

Match the number symbol with the number name.

0

1

2

3

4

5

6

7

8

9

10

11

12

13

14

15

16

17

18

19

20

two

twenty

fifteen

nineteen

thirteen

eighteen

seventeen

zero

seven

fourteen

one

three

eight

four

five

sixteen

nine

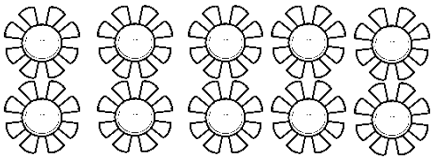


eleven


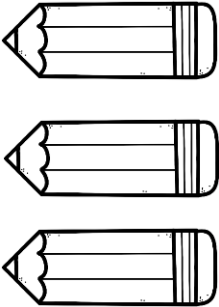

ten


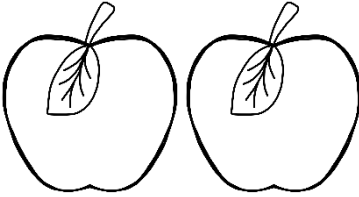

twelve


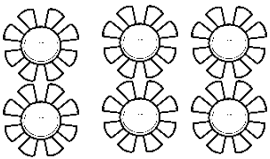

six


Count the pictures and write the number symbol. Where possible count in groups of 2, 5 or 10 to count it easier.


		

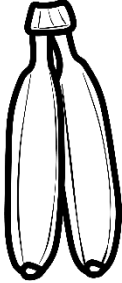
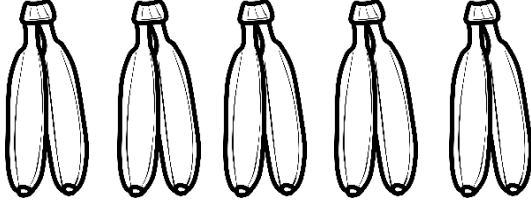
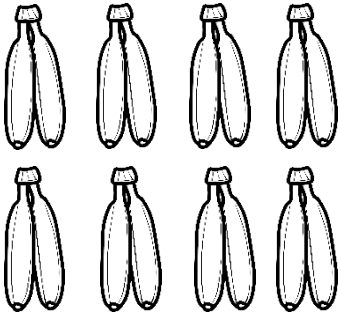
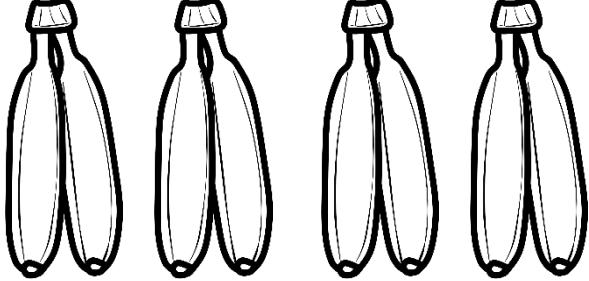
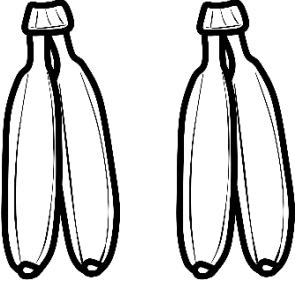
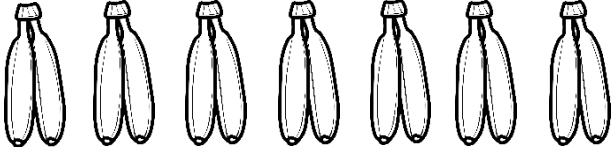


		




Groups of 2

Count the bananas by grouping.
Then write a number sentence.





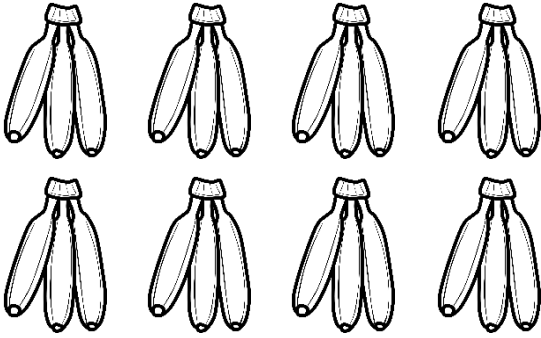
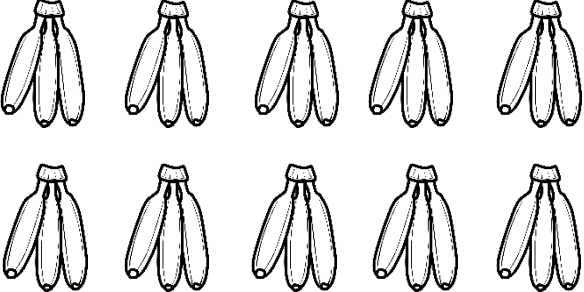
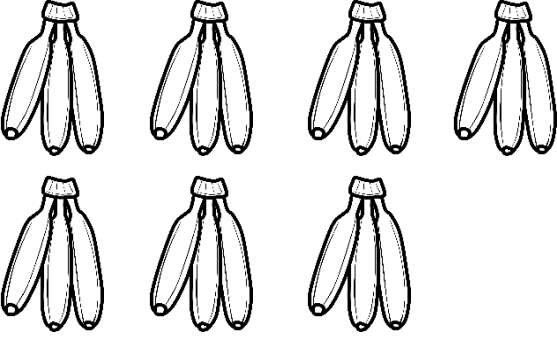
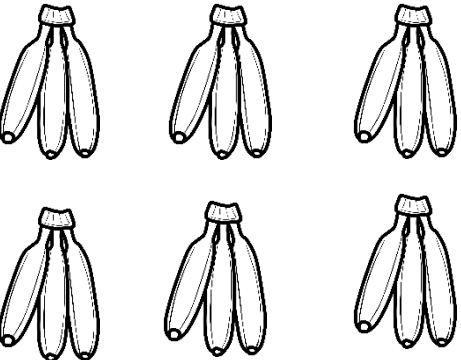
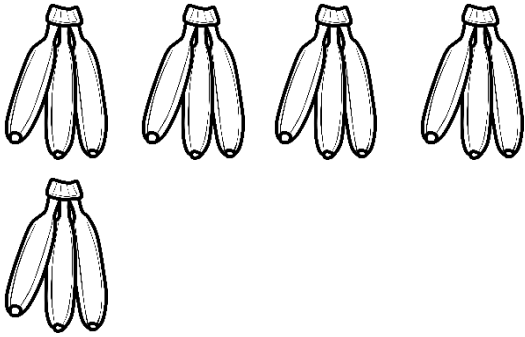
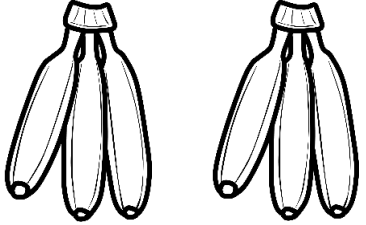
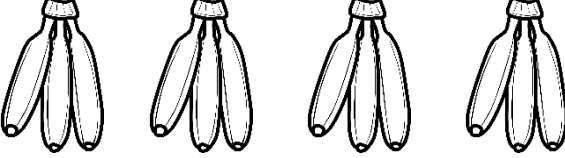
 _____ = _____ bananas _____ groups of _____ = _____ bananas	 _____ = _____ bananas _____ groups of _____ = _____ bananas
 _____ = _____ bananas _____ groups of _____ = _____ bananas	 _____ = _____ bananas _____ groups of _____ = _____ bananas
 _____ = _____ bananas _____ groups of _____ = _____ bananas	 _____ = _____ bananas _____ groups of _____ = _____ bananas
 _____ = _____ bananas _____ groups of _____ = _____ bananas	 _____ = _____ bananas _____ groups of _____ = _____ bananas




Groups of 3

Count the bananas by grouping.
Then write a number sentence.




 <p>_____ = _____ bananas _____ groups of _____ = _____ bananas</p>	 <p>_____ = _____ bananas _____ groups of _____ = _____ bananas</p>
 <p>_____ = _____ bananas _____ groups of _____ = _____ bananas</p>	 <p>_____ = _____ bananas _____ groups of _____ = _____ bananas</p>
 <p>_____ = _____ bananas _____ groups of _____ = _____ bananas</p>	 <p>_____ = _____ bananas _____ groups of _____ = _____ bananas</p>
 <p>_____ = _____ bananas _____ groups of _____ = _____ bananas</p>	 <p>_____ = _____ bananas _____ groups of _____ = _____ bananas</p>



Groups of 4

Count the bananas by grouping.
Then write a number sentence.



_____ = _____ bananas
_____ groups of _____ = _____ bananas

_____ = _____ bananas
_____ groups of _____ = _____ bananas

_____ = _____ bananas
_____ groups of _____ = _____ bananas


_____ = _____ bananas
_____ groups of _____ = _____ bananas

_____ = _____ bananas
_____ groups of _____ = _____ bananas


_____ = _____ bananas
_____ groups of _____ = _____ bananas

_____ = _____ bananas
_____ groups of _____ = _____ bananas

_____ = _____ bananas
_____ groups of _____ = _____ bananas




Groups of 5




Count the bananas by grouping.


Then write a number sentence.




_____ = _____ strawberries
_____ groups of _____ = _____ strawberries




_____ = _____ strawberries
_____ groups of _____ = _____ strawberries




_____ = _____ strawberries
_____ groups of _____ = _____ strawberries




_____ = _____ strawberries
_____ groups of _____ = _____ strawberries




_____ = _____ strawberries
_____ groups of _____ = _____ strawberries



_____ = _____ strawberries
_____ groups of _____ = _____ strawberries



_____ = _____ strawberries
_____ groups of _____ = _____ strawberries



_____ = _____ strawberries
_____ groups of _____ = _____ strawberries

Place value

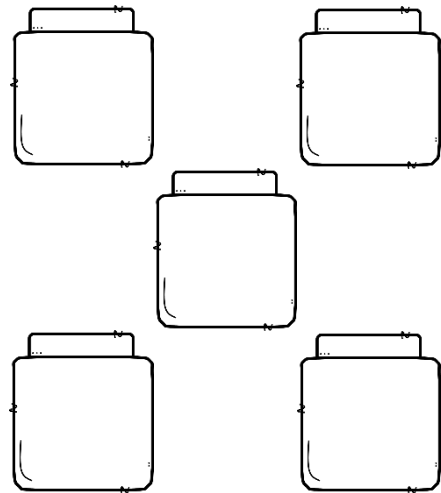
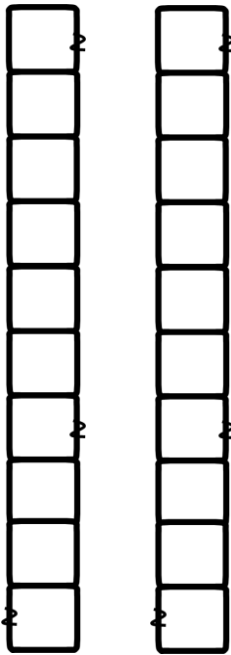
25



tens



units

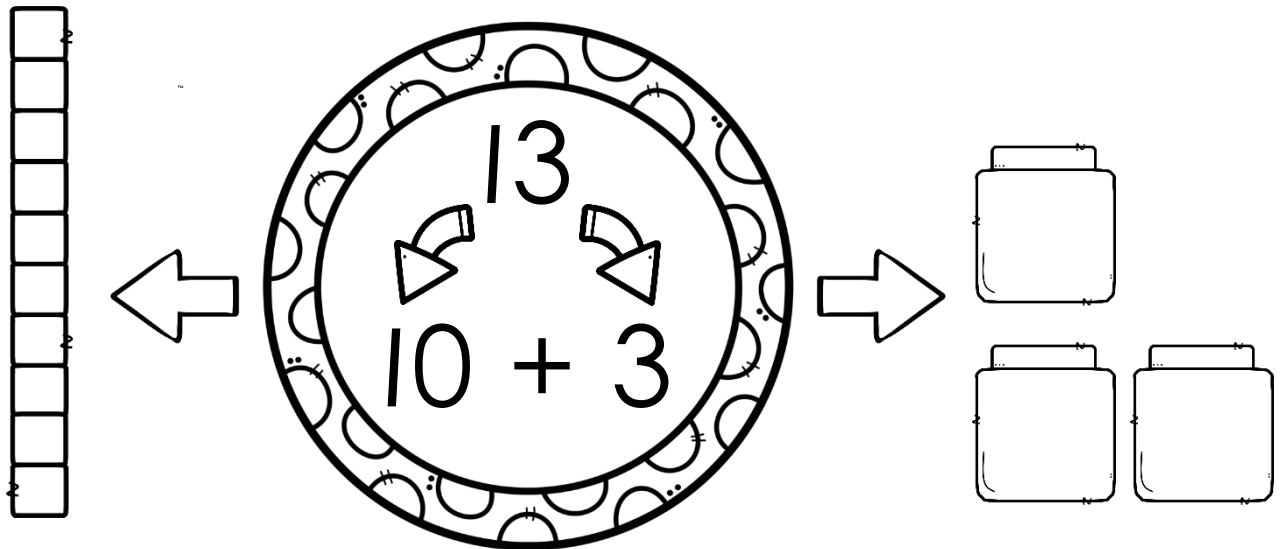


$$20 + 5 = 25$$

Place value

Break the numbers up in tens and units.

Draw blocks to show your answer. The first one has been done for you.



$22 = 20 + 2$

$34 = \underline{\quad} + \underline{\quad}$

$15 = \underline{\quad} + \underline{\quad}$

$33 = \underline{\quad} + \underline{\quad}$

$17 = \underline{\quad} + \underline{\quad}$

$28 = \underline{\quad} + \underline{\quad}$

Underline the tens with RED. Underline the units with BLUE.

14

39

26

13

24

21

11

27

32

18

Complete the numbers

Count in 1's.

→

0	1	2		4					10			14			17	
---	---	---	--	---	--	--	--	--	----	--	--	----	--	--	----	--

→

60	61		63		65		67		69	
----	----	--	----	--	----	--	----	--	----	--

→

50			53	54				58		
----	--	--	----	----	--	--	--	----	--	--

Count in 2's.

→

10	12	14				22			28			34
----	----	----	--	--	--	----	--	--	----	--	--	----

→

32	34			40	42				50		54	
----	----	--	--	----	----	--	--	--	----	--	----	--

→

20	22				30			36				44
----	----	--	--	--	----	--	--	----	--	--	--	----

Count in 5's.

→

5	10											65
---	----	--	--	--	--	--	--	--	--	--	--	----


→

30			45				65			80
----	--	--	----	--	--	--	----	--	--	----

Count in 10's.


→

10			40				80
----	--	--	----	--	--	--	----



Greatest and smallest

Circle the greatest number.



5	4	6
---	---	---

3	2	1
---	---	---

5	4	6
---	---	---

15	13	14
----	----	----

10	11	12
----	----	----

6	9	8
---	---	---

Circle the smallest number.



5	4	6
---	---	---

6	9	8
---	---	---

7	6	8
---	---	---

13	14	12
----	----	----

1	2	3
---	---	---

12	10	13
----	----	----

Order the numbers from the greatest to the smallest.

5	9	7

14	12	13


4	1	2

Order the numbers from the smallest to the greatest.


6	5	8

13	12	11

9	3	6



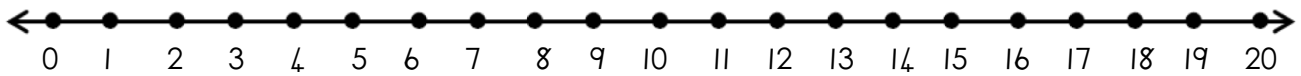
Problem solving



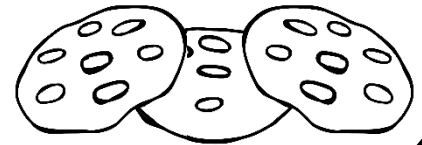
- Addition -

Read the word problems. Write a number sentence. Show your sum on the number line.

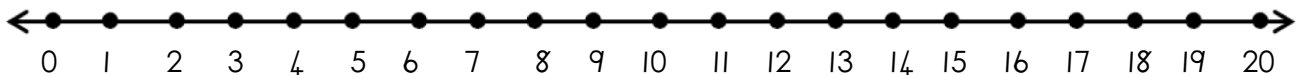
Lisa has 3 cookies. David gives her 14 cookies. How many cookies does Lisa have?



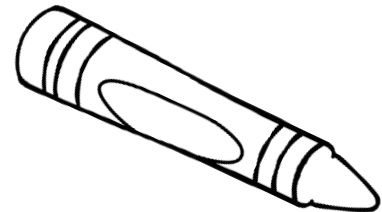
$$\underline{\quad} + \underline{\quad} = \underline{\quad}$$



David has 5 crayons. Ben has 8 crayons. How many crayons do they have altogether?



$$\underline{\quad} + \underline{\quad} = \underline{\quad}$$




Carl has 7 sweets. John has 10 sweets. How many sweets do they have altogether?




$$\underline{\quad} + \underline{\quad} = \underline{\quad}$$





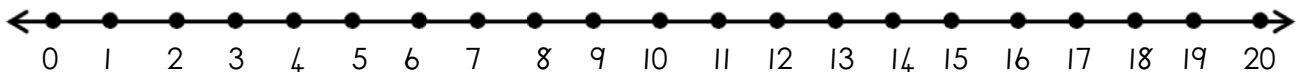
Problem solving



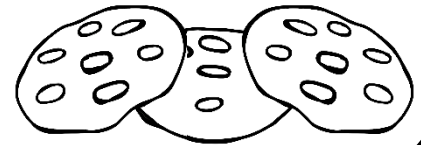
- Subtraction -

Read the word problems. Write a number sentence. Show your sum on the number line.

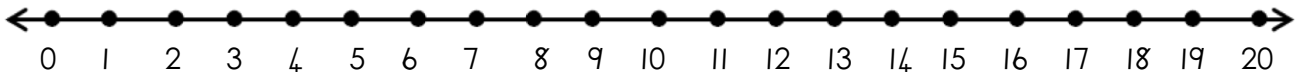
Lisa has 17 cookies. Ben eats 9 of her cookies. How many cookies does Lisa have left?



$$\underline{\hspace{2cm}} - \underline{\hspace{2cm}} = \underline{\hspace{2cm}}$$



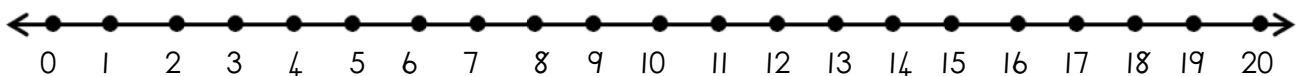
Susan has 12 marbles. She lost 7 of them. How many marbles does she have left?




$$\underline{\hspace{2cm}} - \underline{\hspace{2cm}} = \underline{\hspace{2cm}}$$



Mia carries 12 glasses on a tray. She dropped the tray and 4 of the glasses broke. How many glasses are left?



$$\underline{\hspace{2cm}} - \underline{\hspace{2cm}} = \underline{\hspace{2cm}}$$




Complete the 100 block.


1						7	8	9	
11	12			15	16				20
		23	24				28	29	
	32		34	35	36			39	
	42		44		46				
	52	53					58	59	60
	62		64					69	70
	72		74		76			79	
81		83	84					89	
	92		94	95				99	

More and less



more

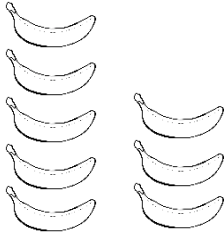
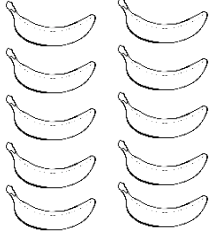


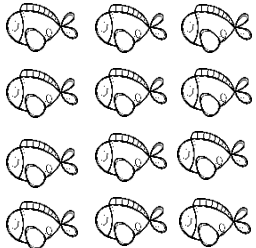
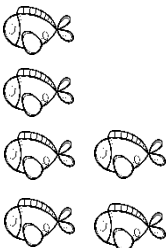
less





Count the picture and write the number symbol.
Colour the number which is more GREEN. Colour the amount which is less PURPLE.

	
<input type="text"/>	<input type="text"/>

	
<input type="text"/>	<input type="text"/>

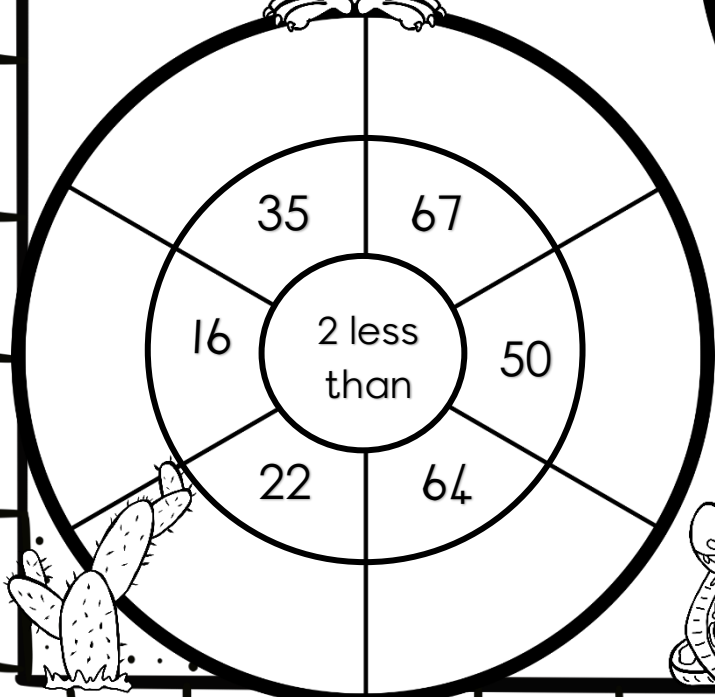
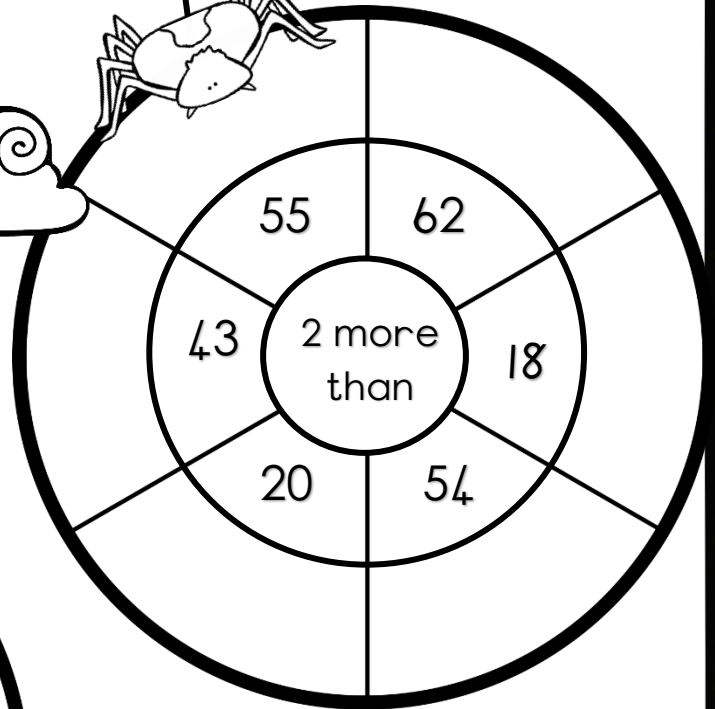

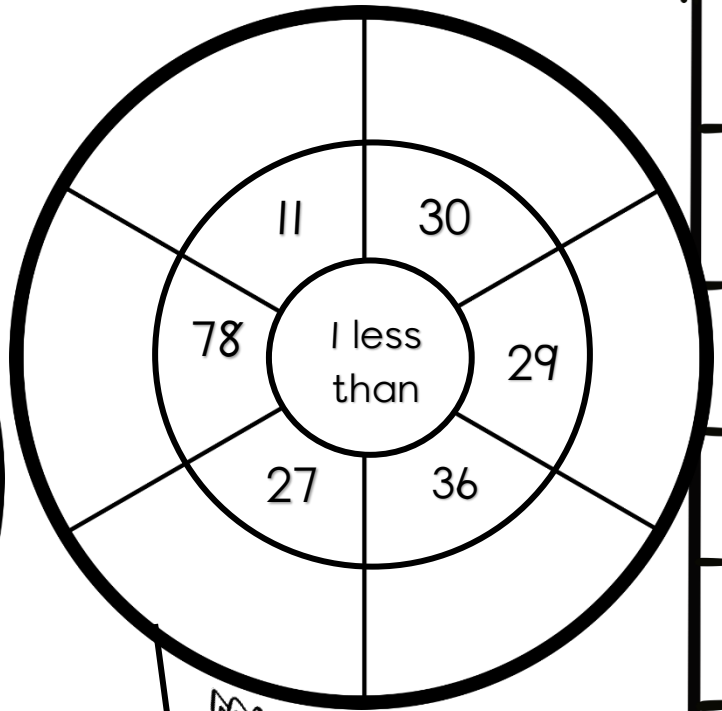
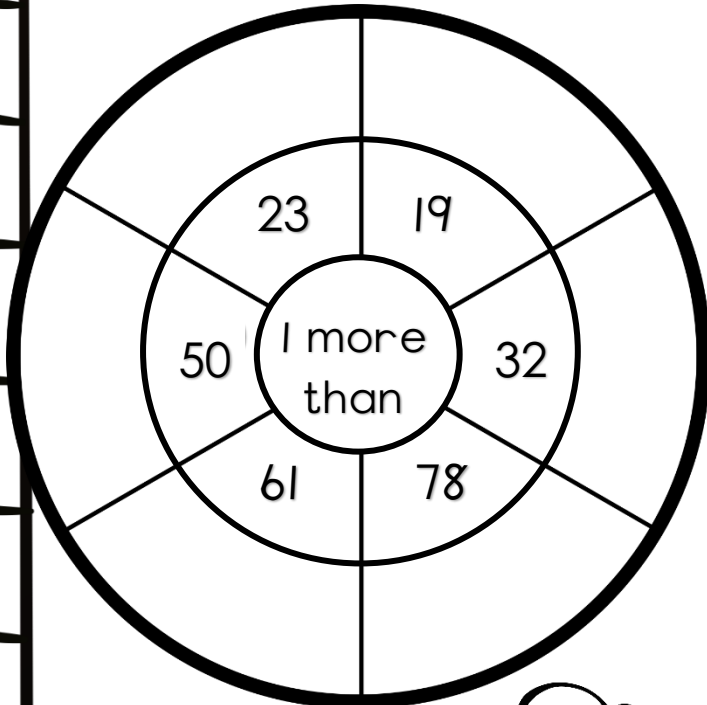
	
<input type="text"/>	<input type="text"/>

	
<input type="text"/>	<input type="text"/>

Fill in: more or less


35 is _____ than 38	28 is _____ than 82	4 is _____ than 3
9 is _____ than 6	79 is _____ than 65	32 is _____ than 52
40 is _____ than 45	19 is _____ than 91	4 is _____ than 7

More than and less than in the desert



Before, between and after

before between after



Write the numbers which comes before, between or after.

before	between	after
2		4
	17	
8		10
33	34	
	9	
14		16
0	1	
24	25	
17		19
19		21
17	18	
	6	
16	17	

before	between	after
35		37
	12	
1		3
28	29	
	14	
	11	12
	20	21
30		32
	1	2
7		9
	28	29
38	39	
	30	31

Ordinal numbers

Practice writing the ordinal numbers.

1st	first	first	
2nd	second	second	
3rd	third	third	
4th	fourth	fourth	
5th	fifth	fifth	
6th	sixth	sixth	
7th	seventh	seventh	
8th	eight	eight	
9th	ninth	ninth	
10th	tenth	tenth	

Ordinal numbers



1st



2nd



3rd



4th



5th



6th



7th



8th













9th



10th


Look at the order of the pictures above and answer the questions.

The  is	
The  is	
The  is	
The  is	
The  is	
The  is	
The  is	
The  is	
The  is	
The  is	

2D shapes


Practice drawing the shapes.

Practice writing the names of the shapes.




square

Handwriting practice lines for the word 'square', consisting of a solid top line, a dashed middle line, and a solid bottom line.



circle

Handwriting practice lines for the word 'circle', consisting of a solid top line, a dashed middle line, and a solid bottom line.




triangle

Handwriting practice lines for the word 'triangle', consisting of a solid top line, a dashed middle line, and a solid bottom line.

2D shapes

Count the shapes in the picture.
Colour the shapes the following ways:

- circle – blue
- square – red
- triangle – yellow



How many shapes did you count?


circle

square

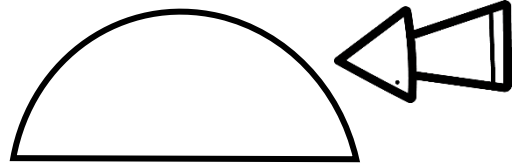
triangle

2D shapes — straight and round sides

straight side






round side



Colour the shapes the following ways:

- Shapes with straight sides – green
- Shapes with round sides – purple



Draw a shape with:

straight sides


round sides

Symmetry

A line of symmetry divides a shape into two halves so that each half is a mirror-image reflection of the other.





A shape has symmetry if you can fold it along the line of symmetry so that the two halves match exactly.




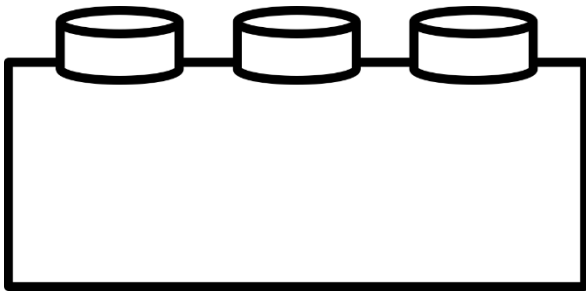

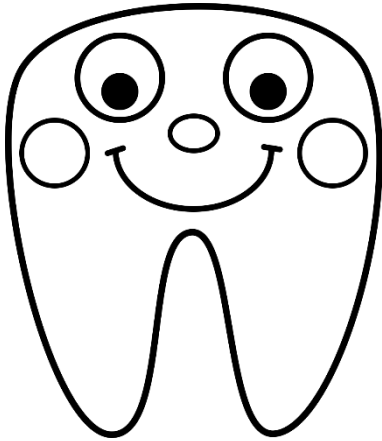
Draw a line of symmetry for the objects and shapes.



Symmetry



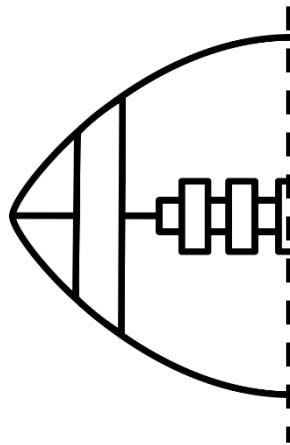
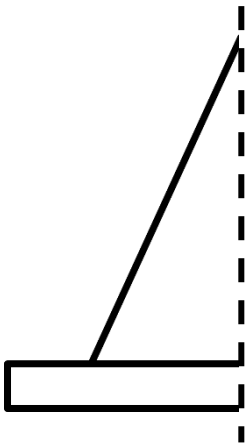
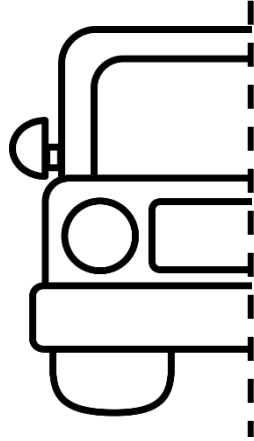

- Cut out the pictures on the next page.
- Fold the picture in half so that both sides look the same.
- Draw a dotted line with colour pencil on the line you folded.
- Paste the pictures in the blocks below.





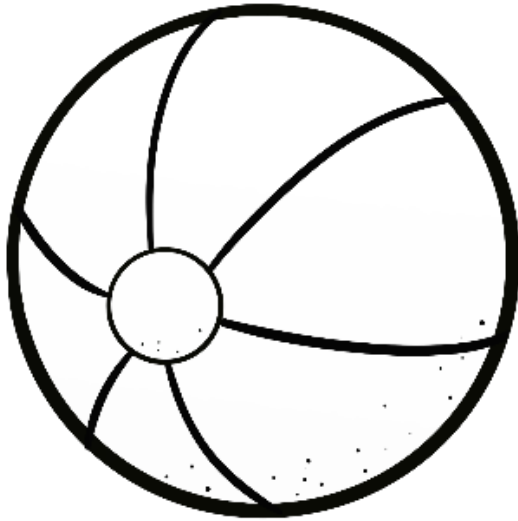
Symmetry

Draw the other half.



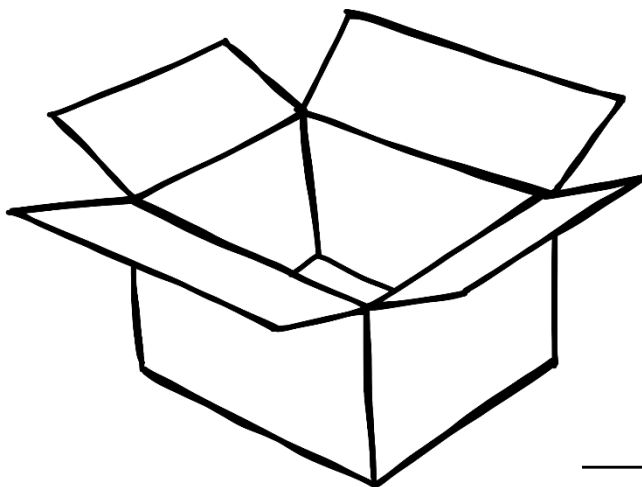
3D objects

Practice the words.



ball

ball



box

box


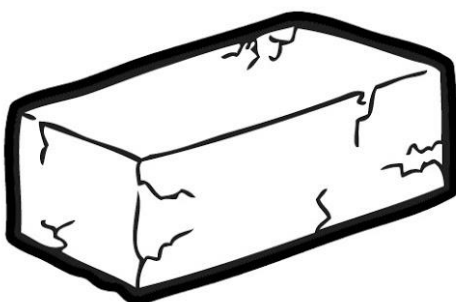

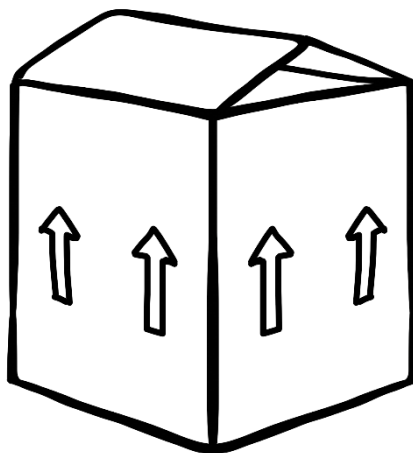
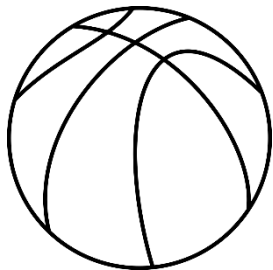
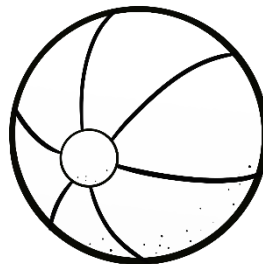



3D objects


Colour the 3D objects as follow:

Objects that roll

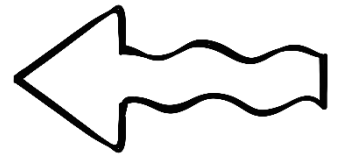


Objects that slide





Money





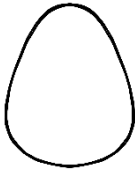
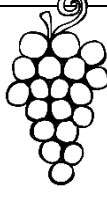


Write the names of the different money.

5c, 10c, 20c, 50c, R1, R2, R5, R10 and R20




Money

Calculate how much it will cost. How many change will they receive?

					
R5	R3	R2	R5	R10	R9

Klara pays with R10.



How much will it cost?

$$\underline{\quad\quad} + \underline{\quad\quad} = \underline{\quad\quad}$$

What is the difference?

$$\underline{\quad\quad} - \underline{\quad\quad} = \underline{\quad\quad}$$

Klara will receive _____ change.

Jana pays with R20.



How much will it cost?

$$\underline{\quad\quad} + \underline{\quad\quad} = \underline{\quad\quad}$$

What is the difference?

$$\underline{\quad\quad} - \underline{\quad\quad} = \underline{\quad\quad}$$

Jana will receive _____ change.

Ben pays with R15.



How much will it cost?


$$\underline{\quad\quad} + \underline{\quad\quad} = \underline{\quad\quad}$$

What is the difference?

$$\underline{\quad\quad} - \underline{\quad\quad} = \underline{\quad\quad}$$

Klara will receive _____ change.

David pays with R20.



How much will it cost?

$$\underline{\quad\quad} + \underline{\quad\quad} = \underline{\quad\quad}$$

What is the difference?

$$\underline{\quad\quad} - \underline{\quad\quad} = \underline{\quad\quad}$$

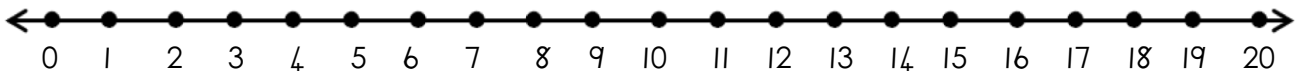
David will receive _____ change.

Problem solving

- Money -

Read the word problems. Use the number line to work out the problem. Write a number sentence.

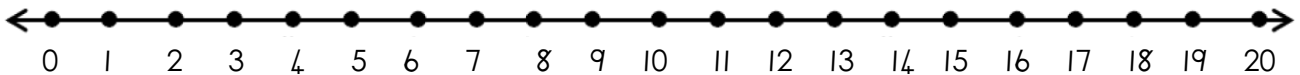
It was Jana's birthday on Sunday. She received R10 from her aunt, R2 from her brother and R5 from her sister. How much money did she receive?



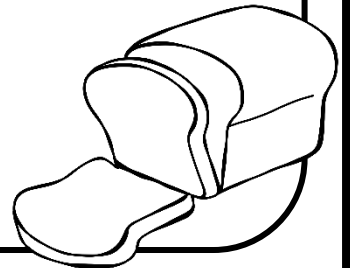
Number line: _____



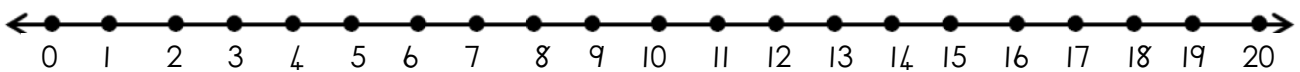
John buys a bread for R8. He pays with a R10. How much change will he receive?




Number line: _____



Sarah buys a scarf of R12 for her mother. She pays with 2 R10 notes. How much change will she receive?




Number line: _____





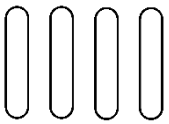
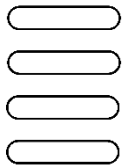







Geometric patterns

Colour the circles with different colours to create a pattern.

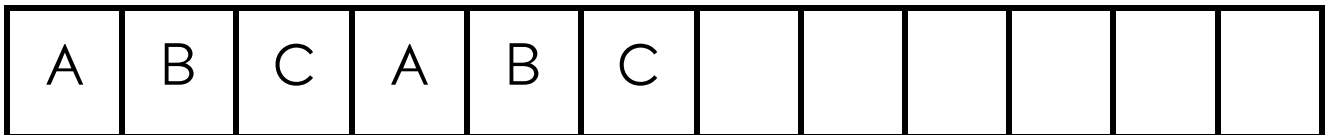

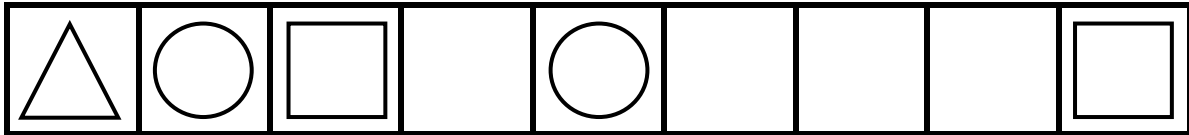



Complete the patterns.

Geometric patterns

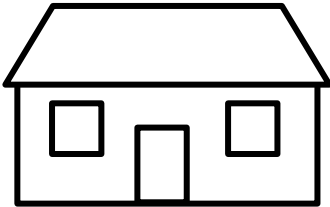
Complete the patterns.



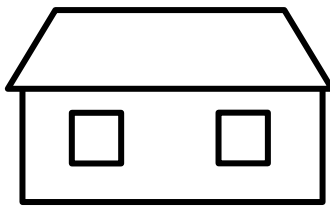
Create your own patterns by using circles, squares or triangles. Use different colours.




Views



front view



back view


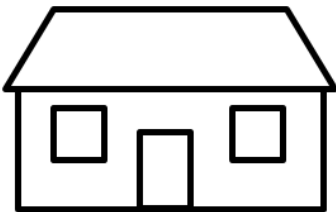


top view



side view

Colour the correct view of the house.



front

top

side

front

top

side

front

top

side

front

top

side

Where is the mouse?





Use the words in the blocks.

in front

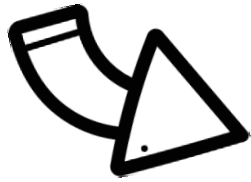
behind

next to

on top



Double



$3 + 3 = 6$

Double the ladybugs and draw it on the empty leaf.

Double 4

_____ + _____ = _____

Double 7

_____ + _____ = _____

Double 6

_____ + _____ = _____

Double 10

_____ + _____ = _____


Double 5

_____ + _____ = _____

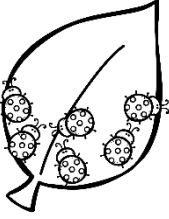
Double 8

_____ + _____ = _____

Half

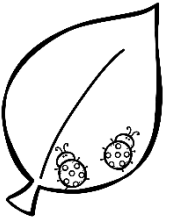


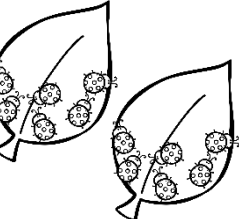
	Half of 8 is	
--	--------------	--

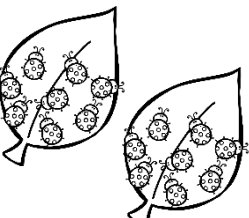
	Half of 6 is	
---	--------------	--

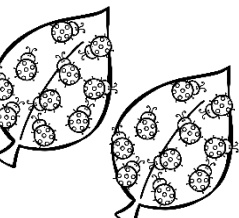
	Half of 4 is	
--	--------------	--

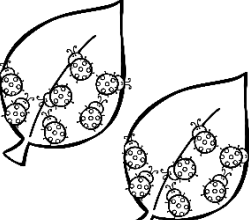
	Half of 10 is	
---	---------------	--

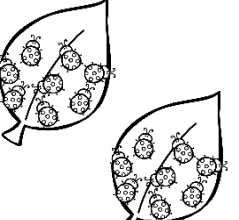
	Half of 2 is	
---	--------------	--


	Half of 12 is	
---	---------------	--

	Half of 16 is	
--	---------------	--


	Half of 20 is	
--	---------------	--

	Half of 14 is	
--	---------------	--

	Half of 18 is	
--	---------------	--




Divide



Divide the sweets equally between the children.

4 sweets



How many sweets will each child get? _____

6 sweets




How many sweets will each child get? _____


9 sweets



How many sweets will each child get? _____



Division with a remainder




Divide the fish between the penguins.
How many fish are left?

5 fish




How many fish are left? _____

11 fish



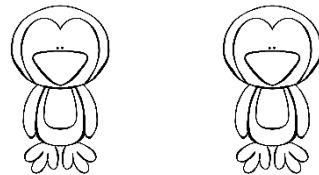
How many fish are left? _____

7 fish




How many fish are left? _____

3 fish




How many fish are left? _____

9 fish



How many fish are left? _____

16 fish





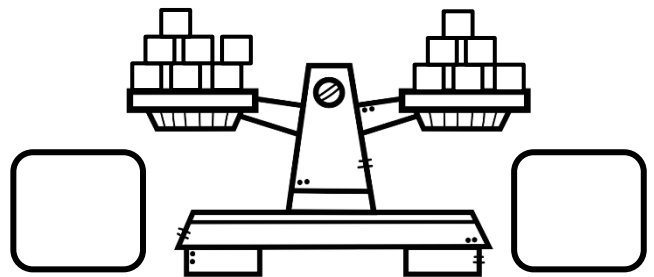





How many fish are left? _____

Mass




Count how many blocks are on each side.





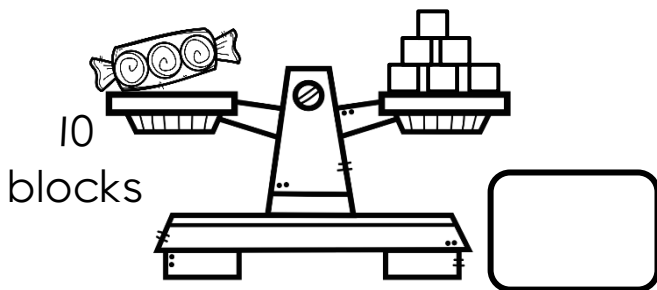


Colour the side which is the heaviest.



Mass




Count how many blocks there are. Then work out how many extra blocks are needed to balance the scale. We tell you how many squares the object weighs.




Capacity

Is the glass empty or full? Colour the correct answer.









full
empty









full
empty

Colour the container which can hold the **most** amount of liquid.




Colour the container which can hold the **least** amount of liquid.



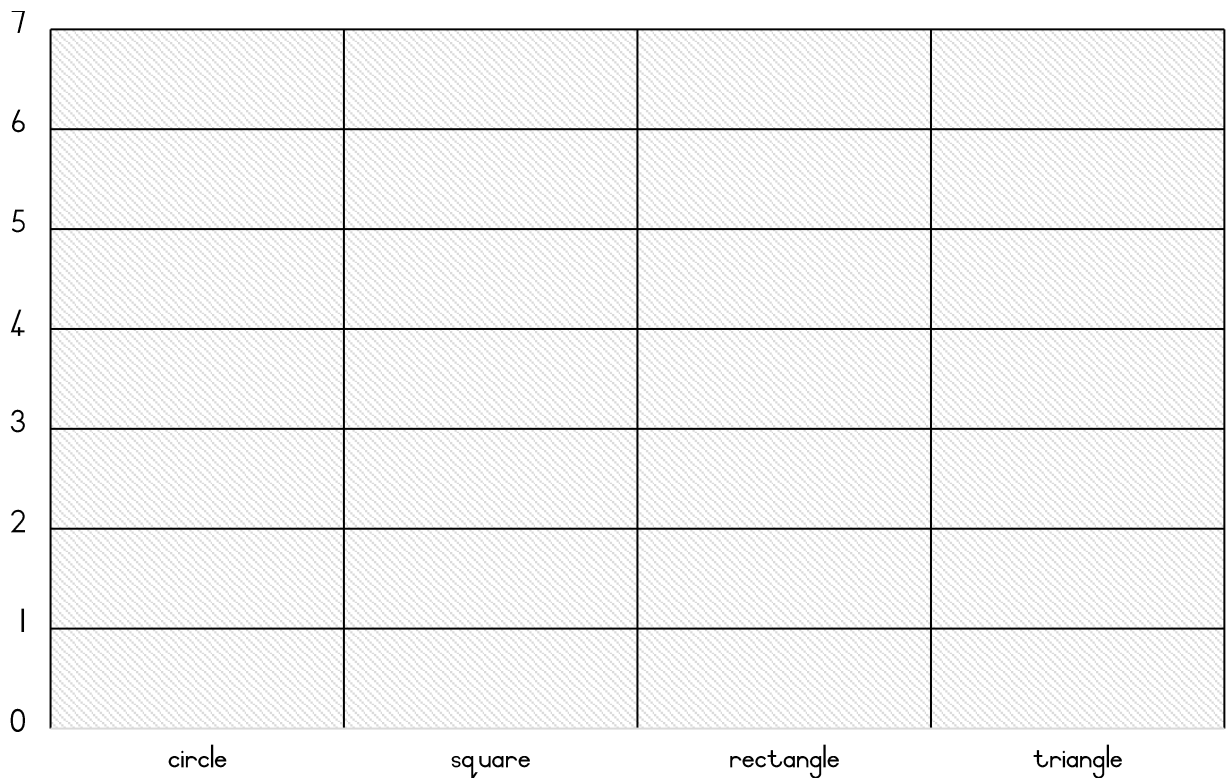
DATA

Count the shapes. Colour the amount in on the blocks of the graph.



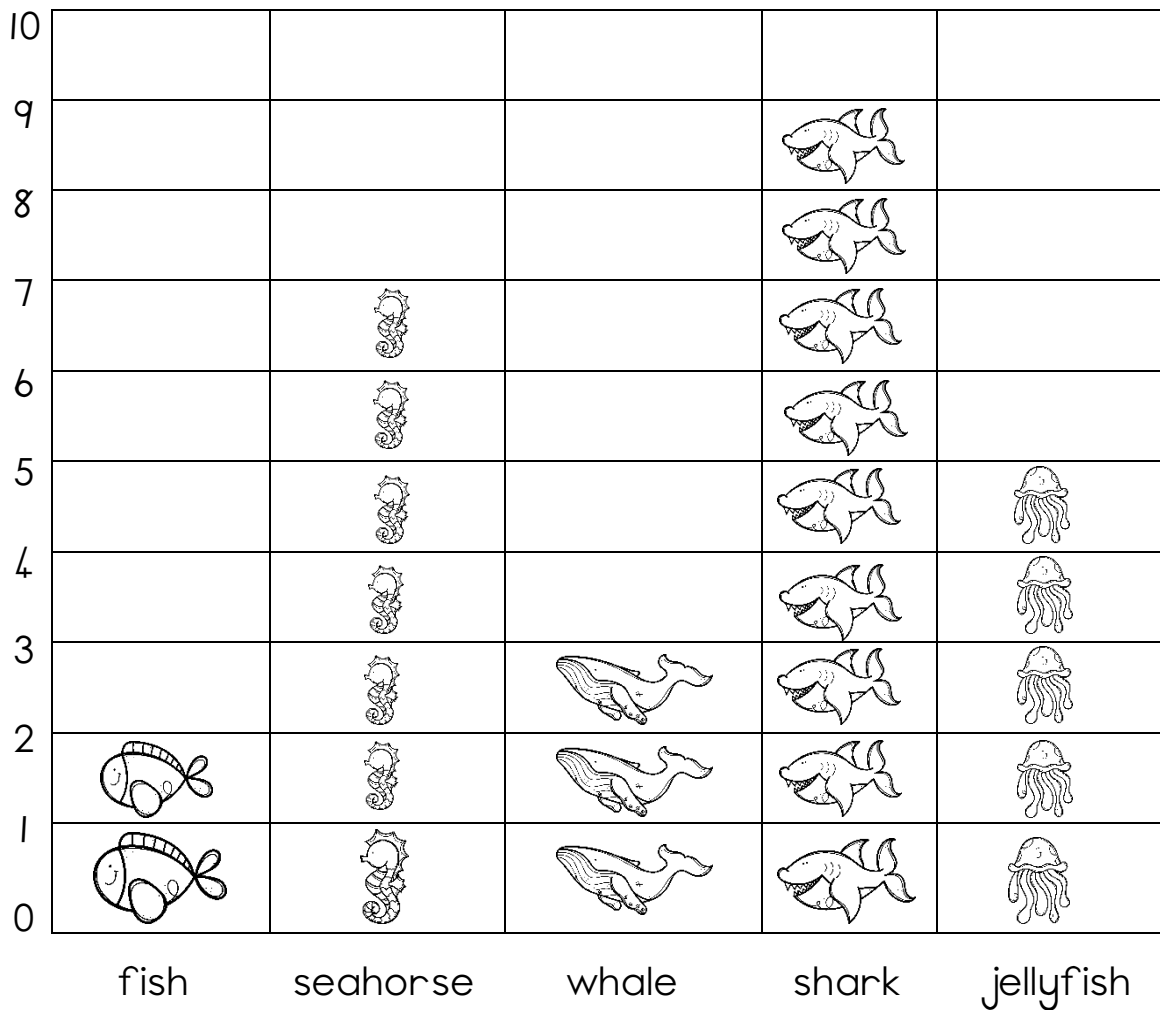
How many shapes do you count?

circle square triangle rectangle



DATA with sea animals

Teacher made a graph to show which sea animals the learners in the class like the most. Answer the questions below.



How many children like fish? _____

How many children like a seahorse? _____

How many children like a whale? _____

How many children like a shark? _____

How many children like a jellyfish? _____

Which sea animal do the children like the **most**? _____

Which sea animal do the children like the **least**? _____