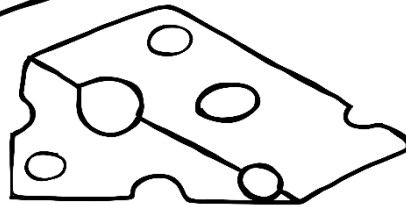

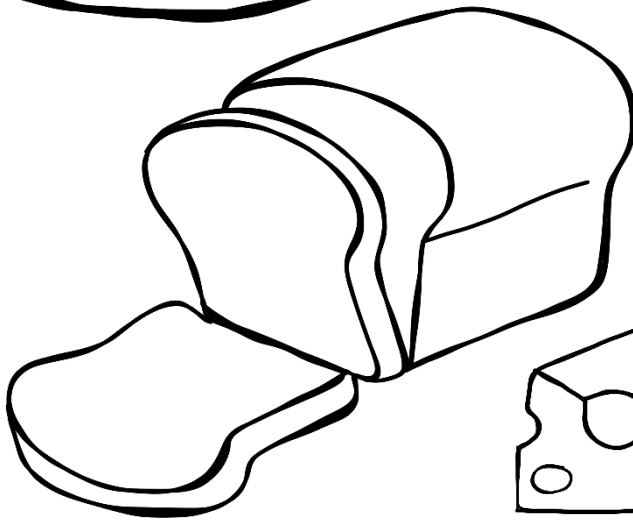





Grade 1
Life skills

Term 3




Name:

Places in my community

The people that you see and speak to every day, these people are your community.


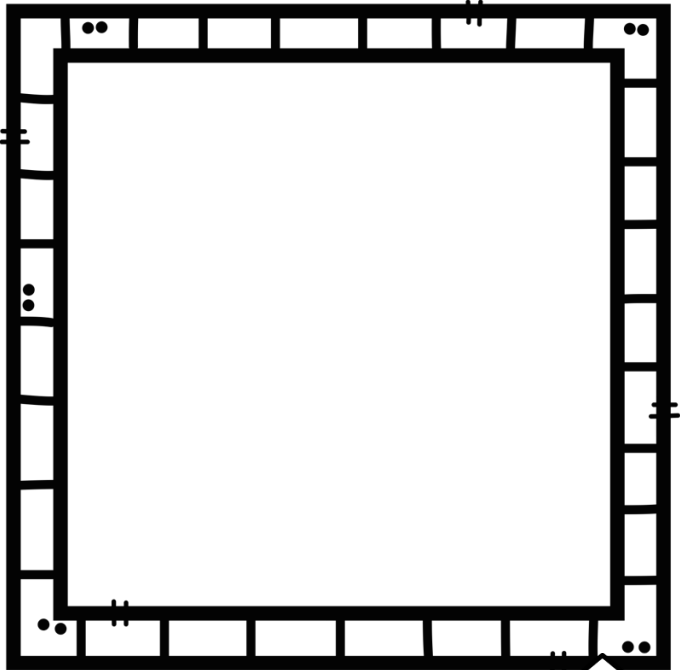
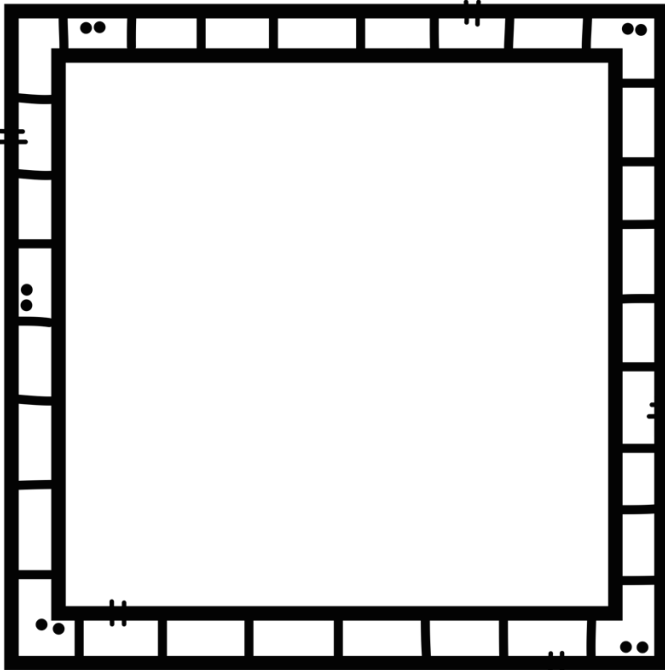
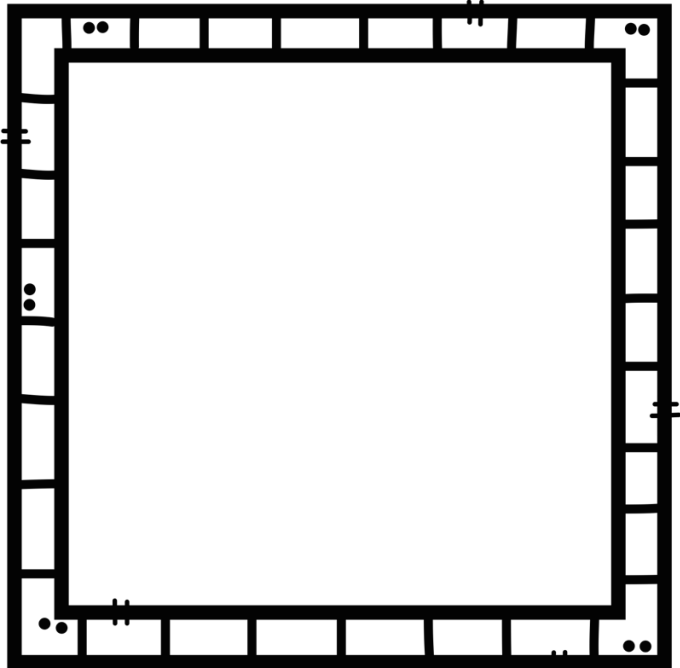
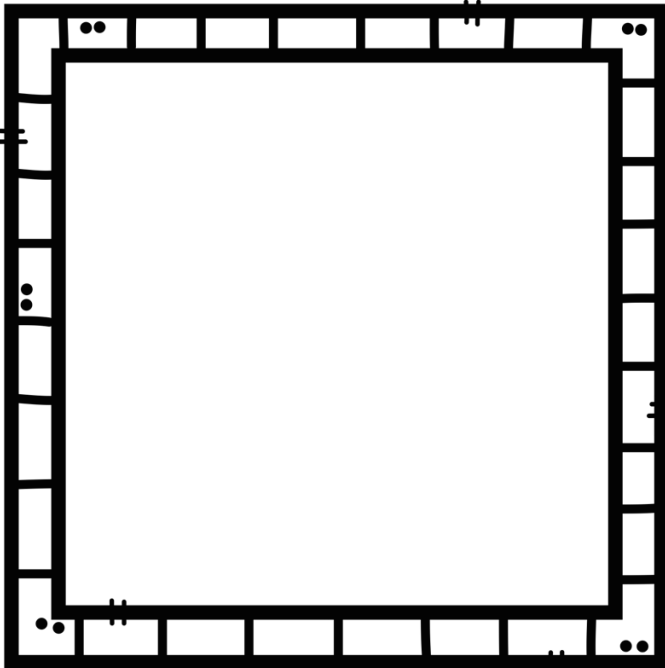
They can be the people in the street or who live near to where you live. They may be people at church and at your school, the police in your area, doctors and many more.

Places in our communities have all kinds of facilities that everyone can use. Clinics, schools, sports fields and hospitals are all facilities we all use. We need to take good care of all the facilities in our community. We also need to keep our environment clean, so that everyone can enjoy it.





My community

Draw 4 pictures of places you have visited in your community. Write their names down.



Is this right or wrong?

Look at the pictures and tell your friend why it is wrong.



People in my community

Write the words in the blocks under the correct picture.

florist

fireman

doctor



nurse

fruit seller

traffic officer

taxi driver

police officer



Draw a line from the sentences on the left to the matching words on the right.

A doctor

A fireman

A fruit seller

A member of the SA Police Service

A petrol attendant


puts petrol in cars.

catches criminals.

puts out fires

makes us well.

sells fruit.



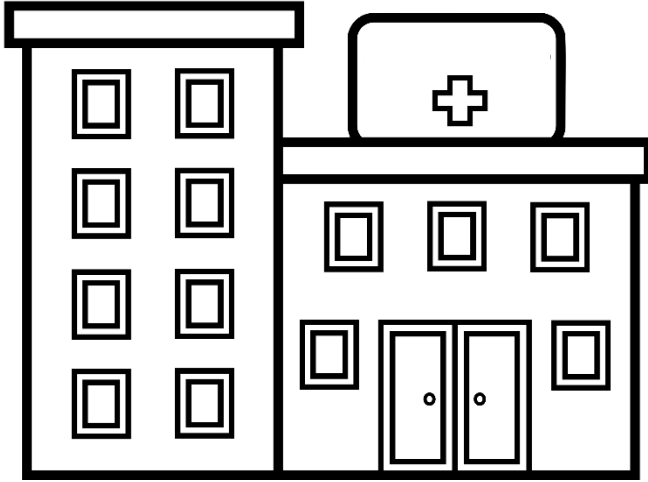
Write the words below at the correct picture.

fire engine

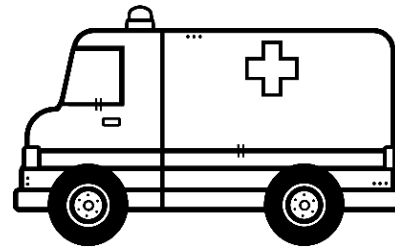
hospital

police station



filling station




[Blank label box]



[Blank label box]



[Blank label box]



[Blank label box]

Animals we keep as pets

Write the words under the correct picture.

bunny

dog

cat

snake

horse









hamster

tortoise




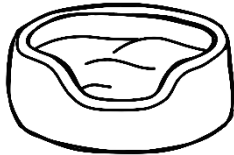



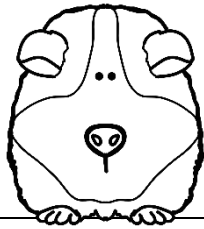



fish

parrot

mouse



How to look after pets?



A warm, dry place to sleep.

Food and water.



Love and attention.

A vet when it is ill.

Draw a picture of
your pet.






My pet

What is your pet's
name?

Draw 4 pictures about how to look after your pet. Write
a sentence about the picture.

Draw the shelters that these animals need.

Then write the name we give to their babies.

Animal	Shelter	Name of young animal
		<hr/>
		<hr/>
		<hr/>
		
		

Manners and responsibilities

These words show good manners. Our manners are the way we treat other people. Our manners show how much we respect others. We enjoy talking to someone who has good manners. It is also nice to be friends with someone who has good manners. We have a responsibility to treat other people well. That is why each of us should behave with good manners.




Help other people.



Wait your turn.


share




Be friendly and kind.



Be honest.



Draw a line from the pictures to the correct sentence on the right.



I help to keep our house tidy.



I show my family that I love them.




I play nicely with my friend's toys.



I am a good friend and I help others.





I share my crayons with my friend.




I help my father to lay the table.

Why we need plants



Some plants give us flowers to put in our homes.



Some plants and trees give shelter to animals.





Some plants give us food and juice.




Some plants and trees give us shade.

Why we need plants



We need grass for our sports fields.



We use cotton to make clothes.



We use reeds to make baskets and cover roofs.



We use wood from trees to make furniture.

What plants look like

Plants are made up of different parts.

Use the words in the blocks to label the different parts.

roots

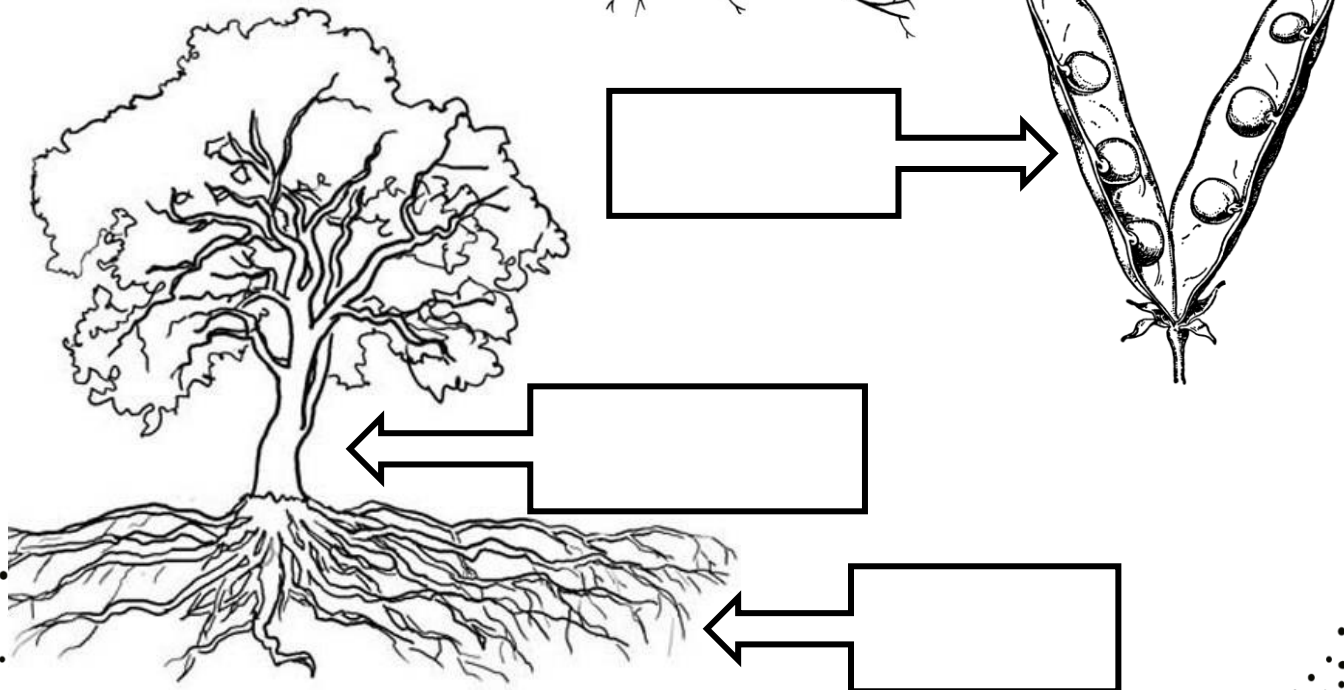
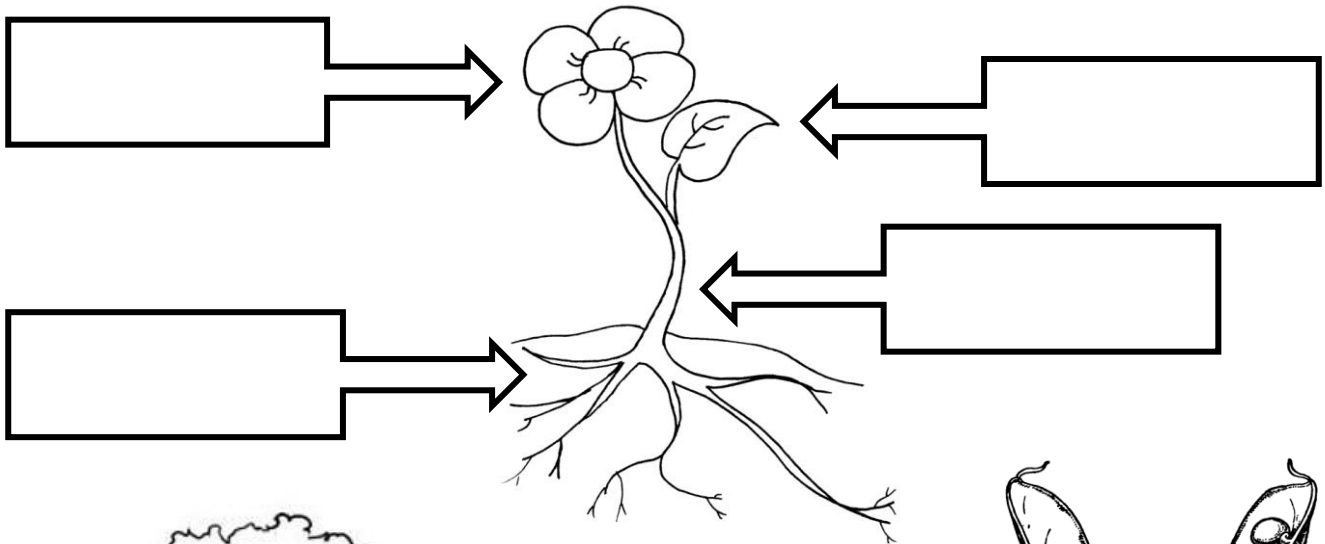
flower

trunk

leaf

stem


seedpod




Seeds and where they come from




Some plants have seeds that are hidden in the flowers or in the fruit. We can also plant these seeds to grow new plants. Seeds fall off from the plants to start new plants.




Some seeds are spread by the wind or by people, insects and other animals.



Some seedpods get eaten by birds and the hard parts then stay in their droppings. These seeds are dropped somewhere else and begin to grow there.



If you want to grow your own plants from seeds, you can use the seeds of plants in your garden. Or you can buy seeds from a shop.



What plants need to grow

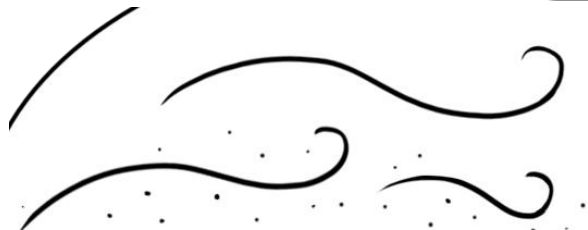

Write the words at the correct picture.

water

air

nutrients

sunlight



Foods we eat


Good food makes us go like petrol makes a car go.

Healthy food gives us energy.

Healthy food helps us to grow.

Healthy food makes us strong.

We need healthy food so that we can do things well every day.



Foods we like are not always good for us. Sometimes we like food that is bad for us. And sometimes we don't like food that is very good for us. But too much of any food is not always good for you.

It is unhealthy to eat too much of anything. Eat only until you feel full. Don't keep on eating just because you like something.



We need healthy food to live

Our bodies need healthy food so that we can grow. We must eat daily from each food group. We need to eat healthy food so that we have enough energy to do what we need to do. If we do not eat healthy food, we can become very ill.

Grains and
grain products



Vegetables &
fruit



Meat, fish, nuts
and beans



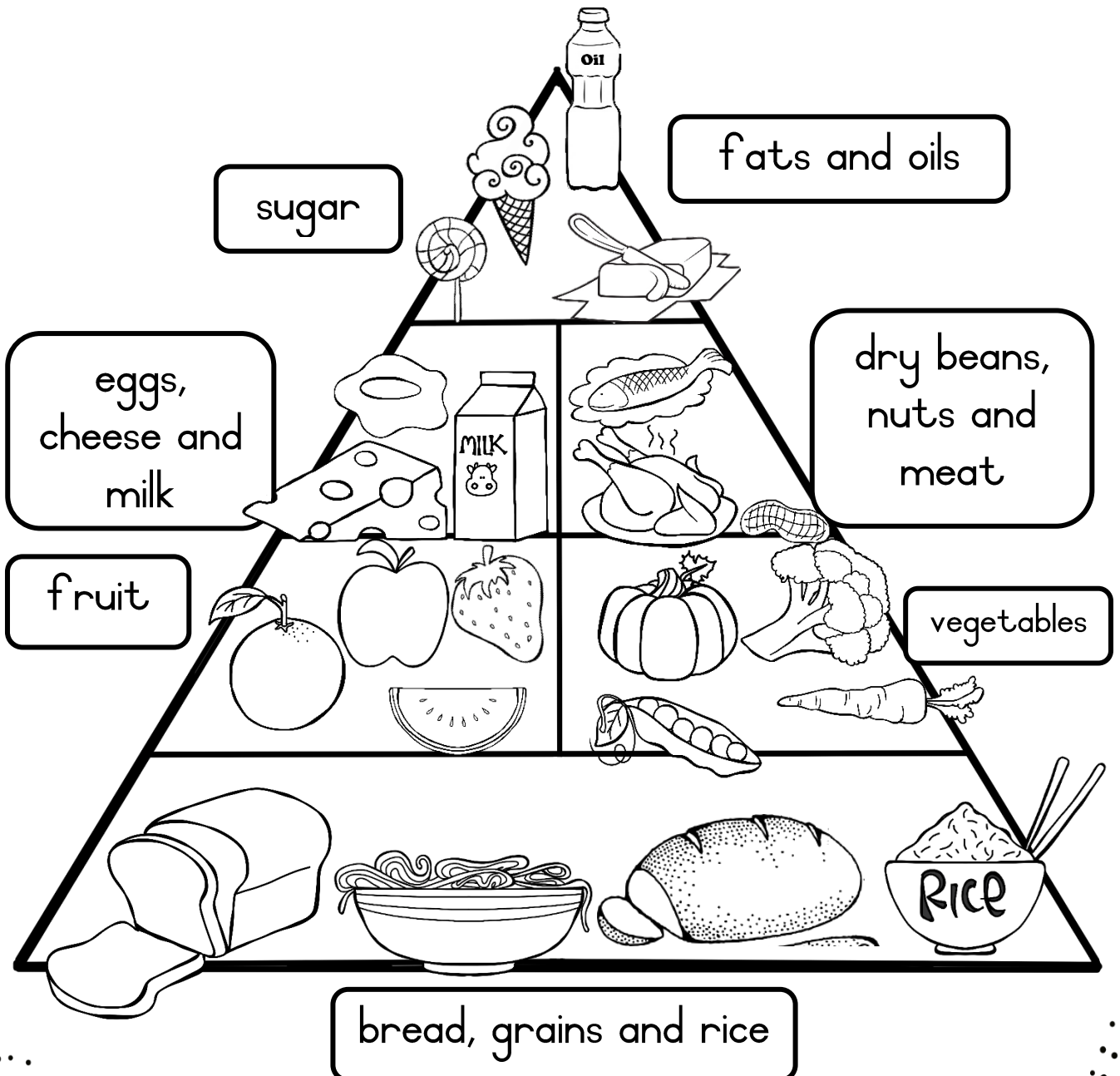
Dairy products

Fats and oil



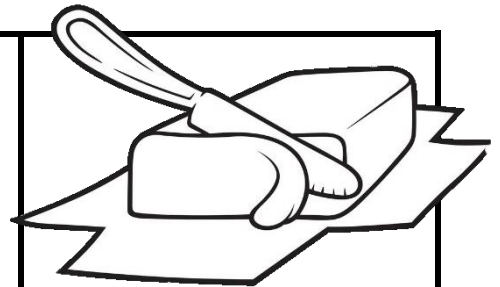
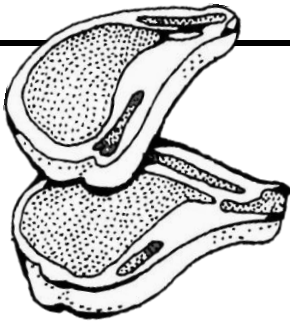

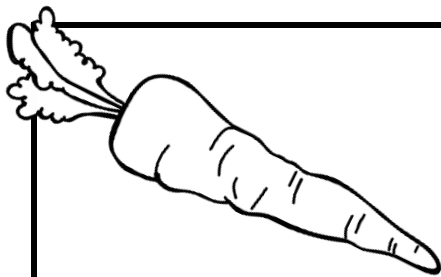
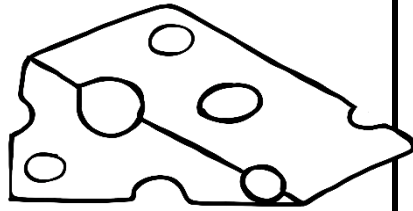



Food pyramid

- ⇒ We can divide food into 7 groups.
- ⇒ At the bottom of the picture are foods that you should eat regularly.
- ⇒ You can also eat the foods at the top, but not often.



Paste the words at the correct picture. Colour the healthy food green and the unhealthy food red.



cheese

ice cream

butter

pumpkin

milk

grapes

banana

carrot

cake

tomato

meat

Coke

Foods we eat

Make a list of food you like and don't like.

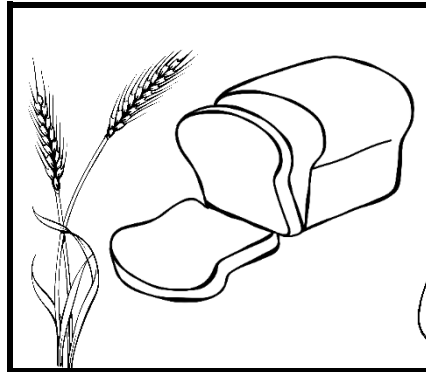
Underline the healthy food with blue.

Underline the unhealthy food with red.


Foods I like	Foods I don't like




Where different foods come from



Bread and cereals come from wheat.




We get eggs from chickens.



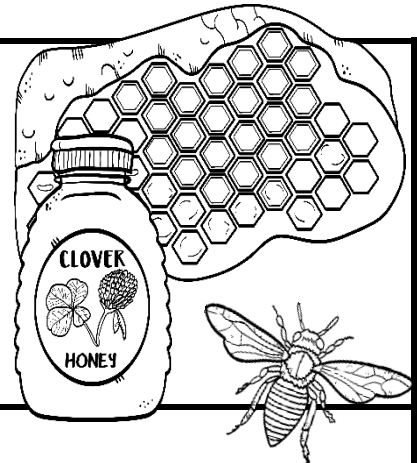
We use maize to make mealie meal.



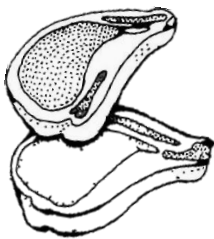

We get milk and meat from cows. We make yoghurt and cheese from milk.




Fruit grows on trees and other plants




Honey comes from bees.



We get ham and bacon from pigs.

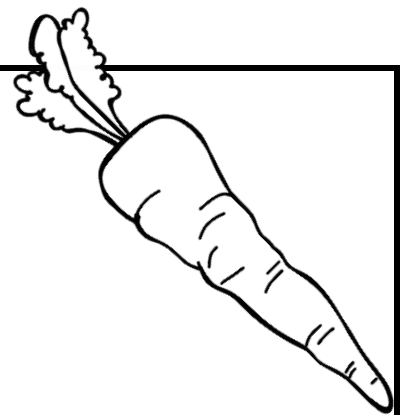
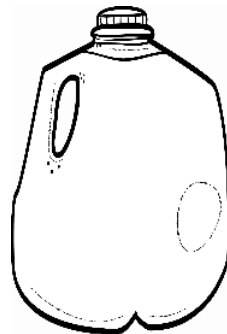

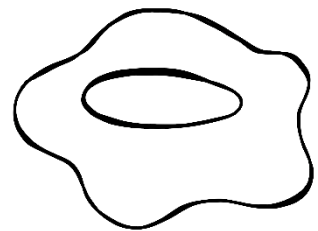


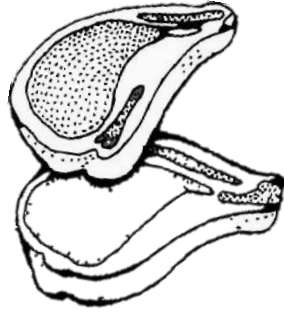
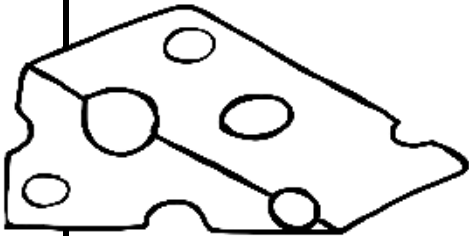


Sugar is made from sugarcane.



We can plant vegetables in our gardens.

Where different foods come from
Look at the different types of foods. Write
where it comes from animals or plants.



Storing food


Fresh food doesn't stay fresh for long. Some fruit and vegetables soon begin to go bad. Meat, fish and some dairy products also go bad quickly. Then we cannot eat them.

How can we keep food fresh for longer?


A safe place to keep food fresh is in the fridge. But food also goes bad if it stays in the fridge for too long. There are other ways to keep some foods fresh:



fresh



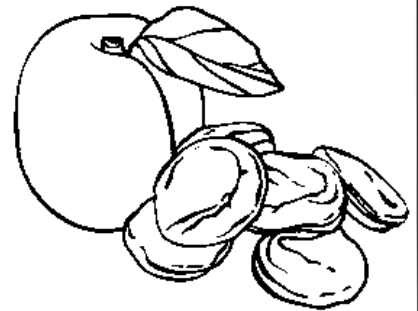
frozen



canned



dried



Write the words under the correct picture.

fresh

dried

canned

frozen

