

PLEKWAARDE

Plekwaarde is die plek waar 'n getal staan. Die syfer staan op die plek van ene, tiene, honderde of duisende. Byvoorbeeld die 3 in 9832 se plekwaarde is tiene of T.

1. Voltooi die tabel. Die eerste een is klaar vir jou gedoen.

Getal	Duisende	Honderde	Tiene	Ene
4563	4	5	6	3
1965				
487				
99				
7432				

2. Skryf die plekwaarde van die geonderstreepte syfer neer.

a. 5324 - _____

b. 5324 - _____

c. 5324 - _____

d. 5324 - _____

3. Onderstreep al die honderde met GROEN en die tiene met BLOU in elke getal.

5391

78

974

453

3910

EWE en ONEWE getalle

EWE

Met 'n ewe getal kan 'n mens in 2's tel. Hulle eindig met 'n 0, 2, 4, 6 en 8.

ONEWE

Onewe getalle kan nie deur 2 gedeel word nie. Hulle eindig met 1, 3, 5, 7 en 9.

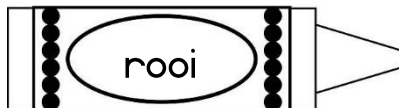
1. Skryf al die ewe getalle tussen 20 en 40 neer.

2. Skryf al die onewe getalle tussen 30 en 50 neer.


3. Skryf al die ewe getalle tussen 100 en 120 neer.

Kleur die getalle op die volgende maniere in:

EWE



ONEWE



47

101

228

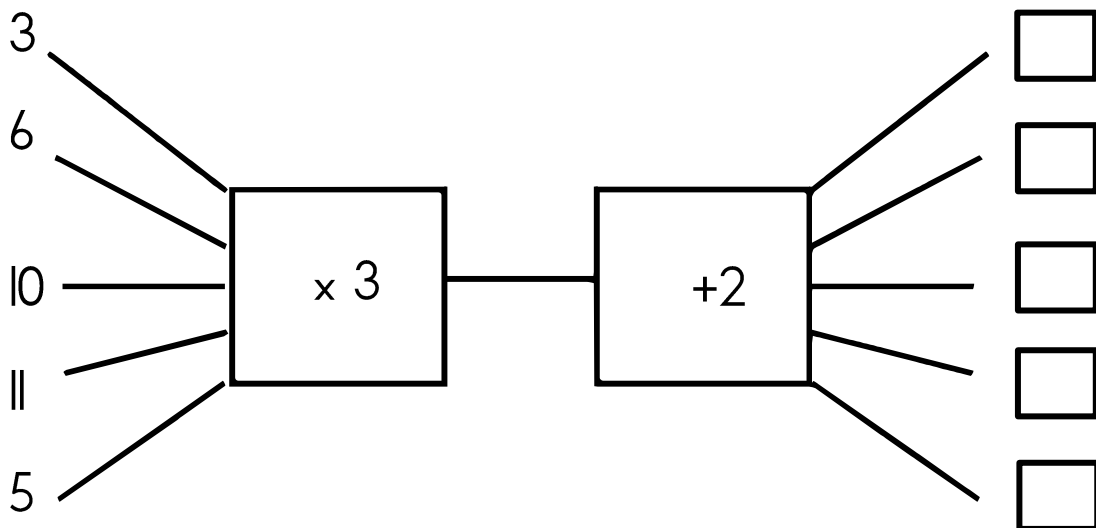
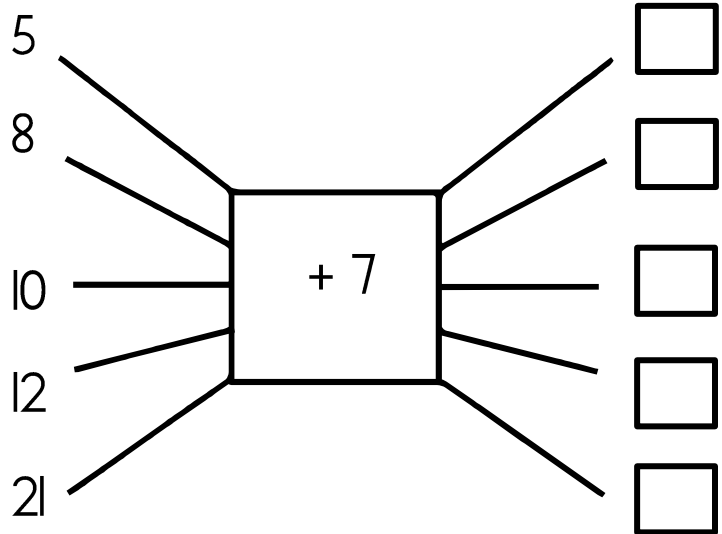


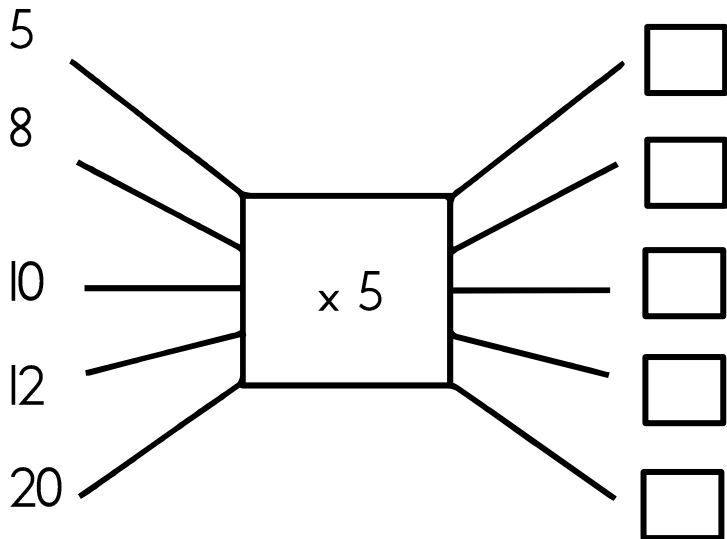
22

13

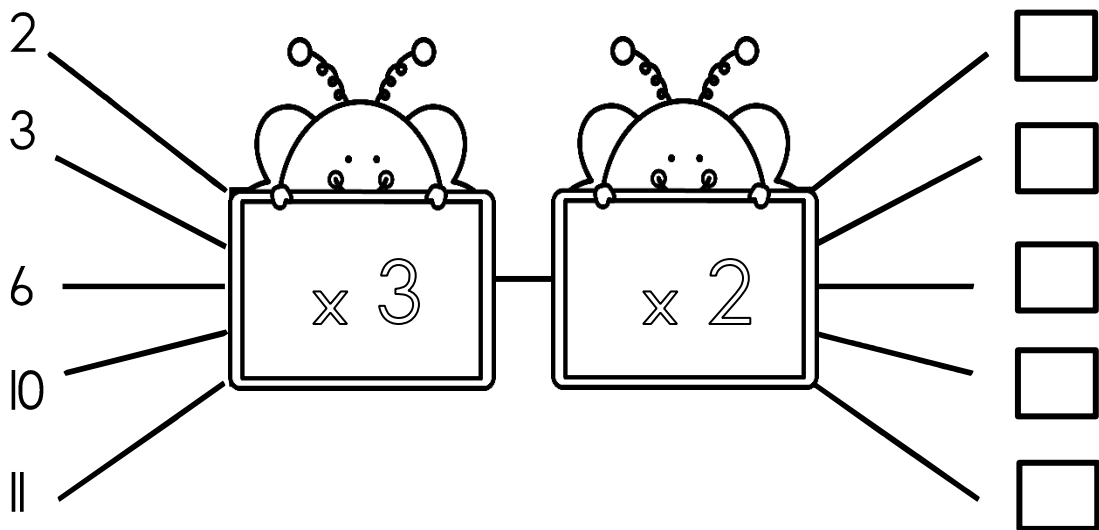
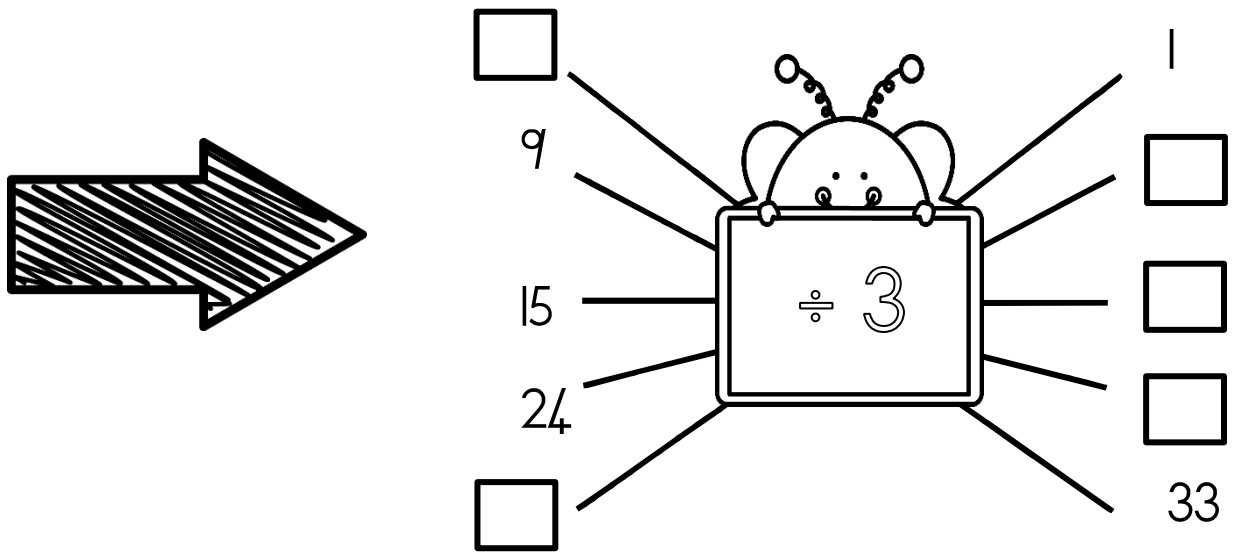

90

3786

Vloeiagramme

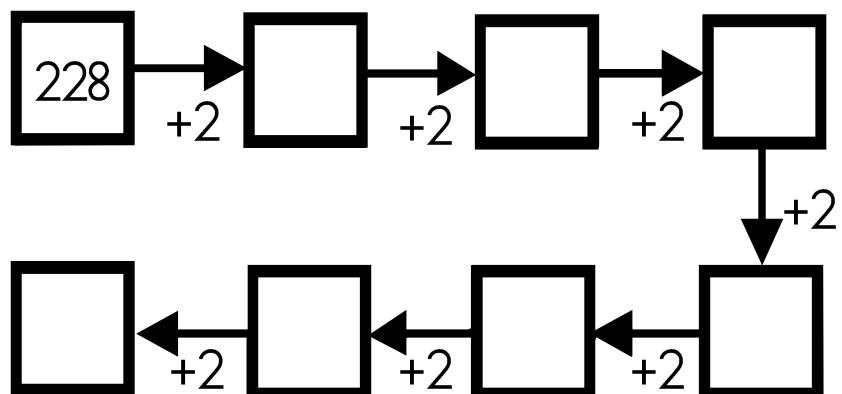


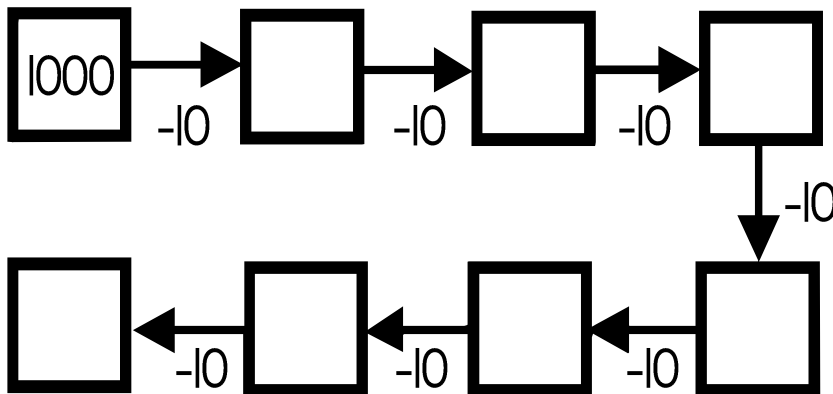
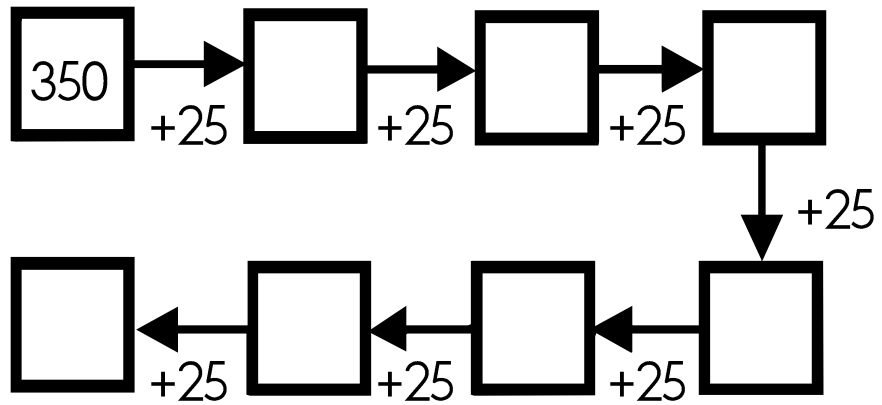



Vloeiagramme



! TEL !

Voltooi die diagramme deur aan of terug te tel.



2D VORMS

Kleur die vorms op die volgende maniere in:

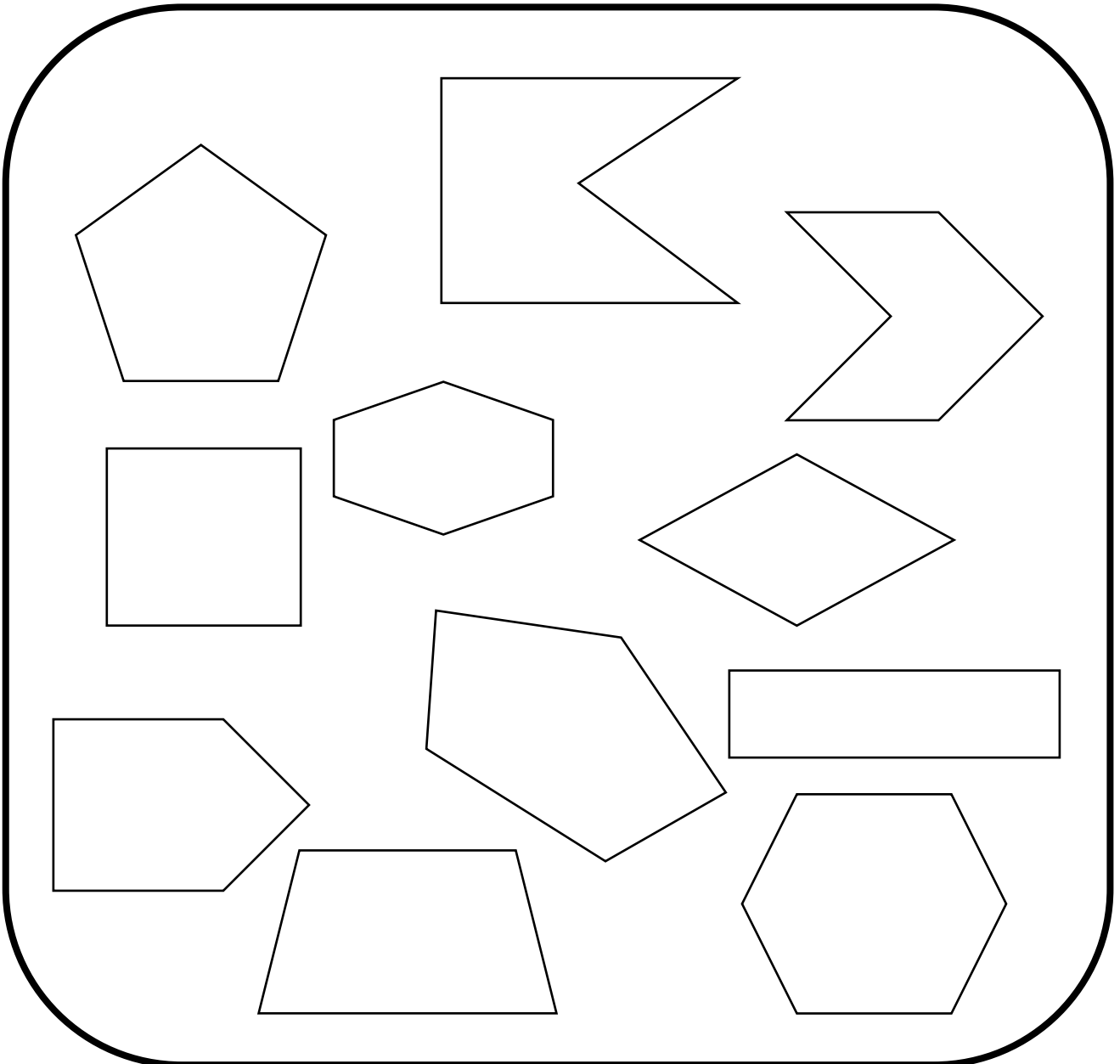
Vierhoeke



Vyfhoeke

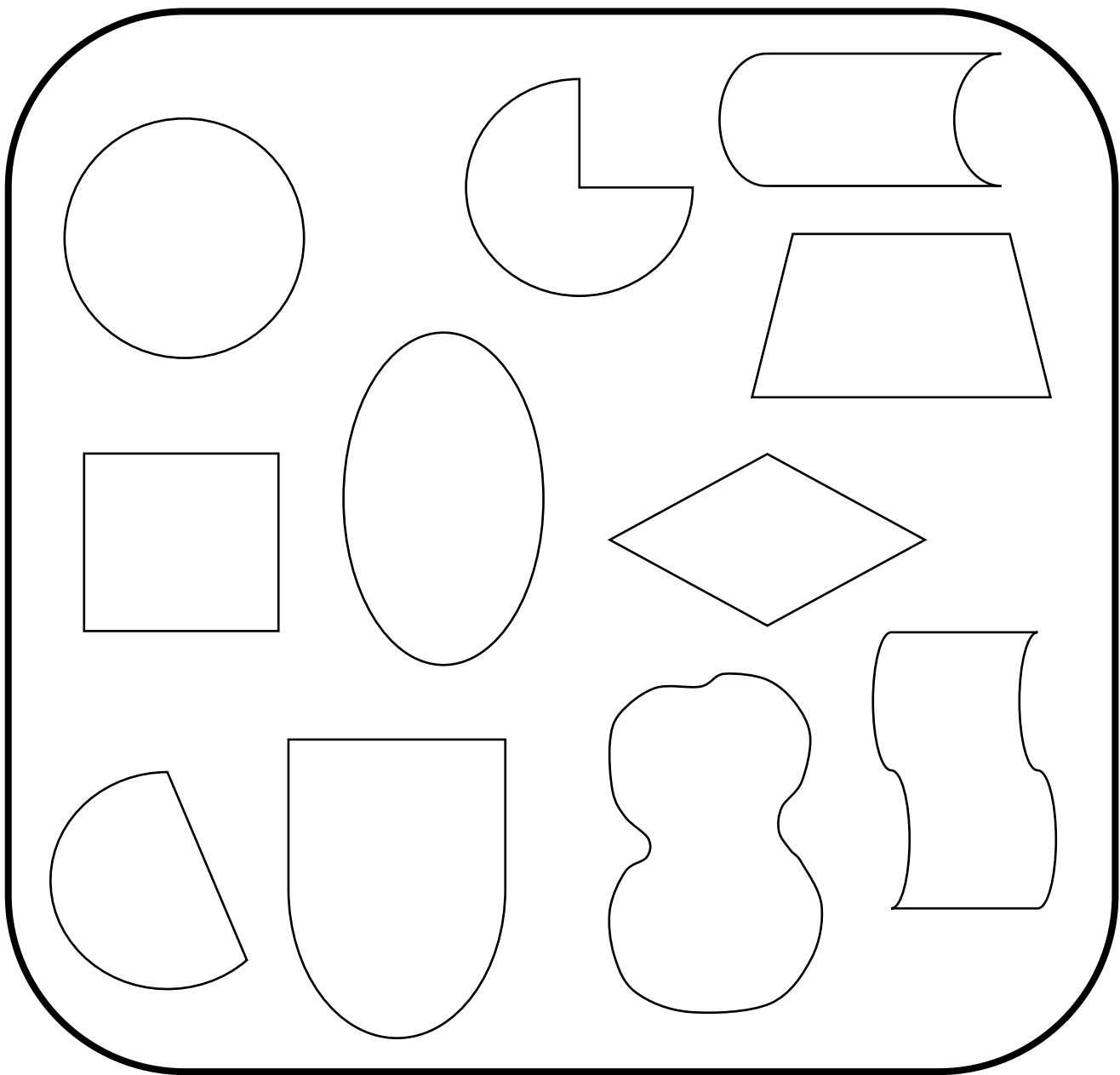
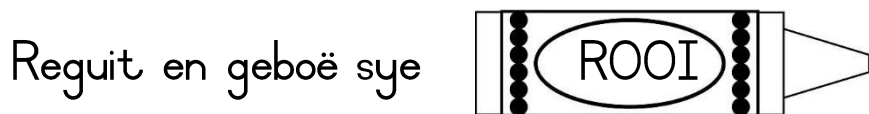



Seshoeke

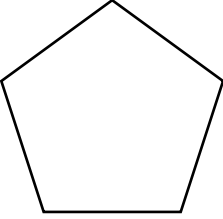

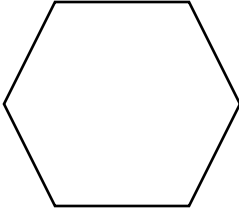

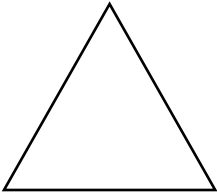


2D VORMS

Kleur die vorms op die volgende maniere in:




Eienskappe van 2D VORMS

Vorm	Naam	Aantal hoeke	Aantal sye
			
			
			
			
			

> , < en =

Benoem die volgende tekens:

1. < _____
2. > _____
3. = _____


























Vul in >, < of =

1. 89 _____ 98
2. 316 _____ 316
3. 109 _____ 190
4. 6×4 _____ $20 + 4$
5. 1532 _____ 1523
6. $100 - 60$ _____ 40
7. 5431 _____ 5413
8. $100 + 90 + 9$ _____ 199
9. 5×3 _____ $5 + 5 + 5$



Tellingstabel

Susan het insekte gevang vir haar wetenskap projek. Help haar om 'n tellingstabel te maak oor die piktogram hieronder.

8					
7					
6					
5					
4					
3					
2					
1					
0					
	by	mier	wurm	vlieg	spinnekop

Tellingstabel

Staaftgrafiek

Ben gaan l8 van sy maats nooi na sy partyt jie. Hy wil weet van watter koeldrank elkeen hou om te drink. Kyk na sy maats se antwoorde in die tabel.

Tipe koeldrank	Hoeveelheid
1. Coke	6
2. Cream soda	8
3. Fanta grape	1
4. Sparberry	3

Opdrag: Teken 'n staaftgrafiek in die blok oor die inligting hierbo.

