



Wiskunde

Graad 3

Kwartaal I

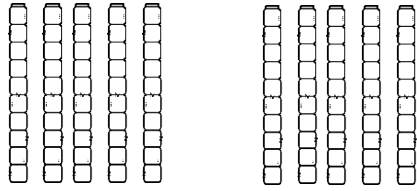


Naam en van

Tel voorwerpen

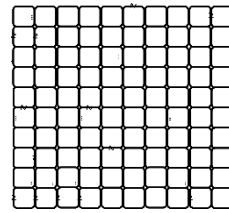
Tel die voorwerpen in groepe.

Tel in 50's.



___ groepe van 50 = ___

___ \times 50 = ___



honderde

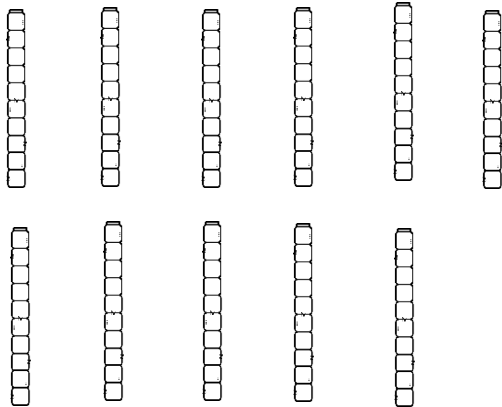


tiene



ene

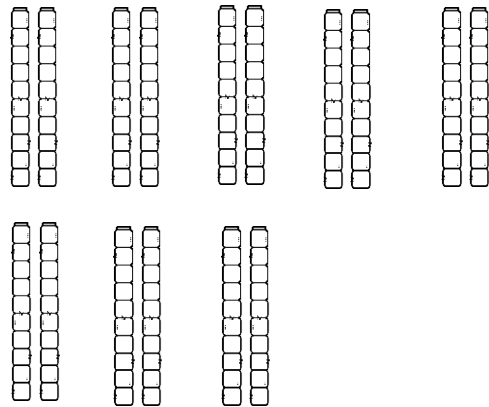
Tel in 10e.



___ groepe van 10 = ___

___ \times 10 = ___

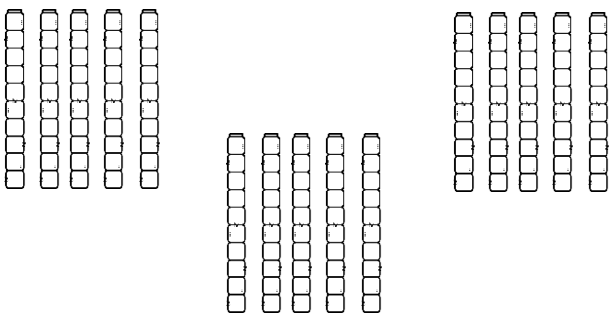
Tel in 20's.



___ groepe van 20 = ___

___ \times 20 = ___

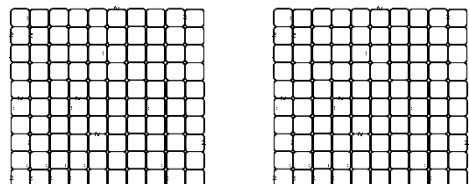
Tel in 50's.



___ groepe van 50 = ___

___ \times 50 = ___

Tel in 100de.





___ groepe van 100 = ___

___ \times 100 = ___


Getalsimbole en getalname

Voltooi die getalsimbole en getalname.

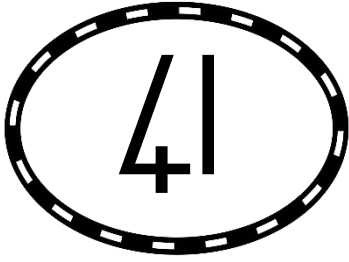





tweehonderd en ses




agt en negentig





honderd en twaalf





honderd sewe en sestig

Maaltafels

$1 \times 1 = 1$

$1 \times 2 = 2$

$1 \times 3 = 3$

$1 \times 4 = 4$

$1 \times 5 = 5$

$1 \times 6 = 6$

$1 \times 7 = 7$

$1 \times 8 = 8$

$1 \times 9 = 9$

$1 \times 10 = 10$

$1 \times 11 = 11$

$1 \times 12 = 12$

x1

$2 \times 1 = 2$

$2 \times 2 = 4$

$2 \times 3 = 6$

$2 \times 4 = 8$

$2 \times 5 = 10$

$2 \times 6 = 12$

$2 \times 7 = 14$

$2 \times 8 = 16$

$2 \times 9 = 18$

$2 \times 10 = 20$

$2 \times 11 = 22$

$2 \times 12 = 24$

x2

$3 \times 1 = 3$

$3 \times 2 = 6$

$3 \times 3 = 9$

$3 \times 4 = 12$

$3 \times 5 = 15$

$3 \times 6 = 18$

$3 \times 7 = 21$

$3 \times 8 = 24$

$3 \times 9 = 27$

$3 \times 10 = 30$

$3 \times 11 = 33$

$3 \times 12 = 36$

x3

$4 \times 1 = 4$

$4 \times 2 = 8$

$4 \times 3 = 12$

$4 \times 4 = 16$

$4 \times 5 = 20$

$4 \times 6 = 24$

$4 \times 7 = 28$

$4 \times 8 = 32$

$4 \times 9 = 36$

$4 \times 10 = 40$

$4 \times 11 = 44$

$4 \times 12 = 48$

x4

$5 \times 1 = 5$

$5 \times 2 = 10$

$5 \times 3 = 15$

$5 \times 4 = 20$

$5 \times 5 = 25$

$5 \times 6 = 30$

$5 \times 7 = 35$

$5 \times 8 = 40$

$5 \times 9 = 45$

$5 \times 10 = 50$

$5 \times 11 = 55$

$5 \times 12 = 60$

x5

$10 \times 1 = 10$

$10 \times 2 = 20$

$10 \times 3 = 30$

$10 \times 4 = 40$

$10 \times 5 = 50$

$10 \times 6 = 60$

$10 \times 7 = 70$

$10 \times 8 = 80$


$10 \times 9 = 90$

$10 \times 10 = 100$

$10 \times 11 = 110$

$10 \times 12 = 120$

x10



Veelvoude van 2 en 3

Kleur die veelvoude van 2 in.

1	2	3	4	5	6	7	8	9	10
11	12	13	14	15	16	17	18	19	20
21	22	23	24	25	26	27	28	29	30
31	32	33	34	35	36	37	38	39	40
41	42	43	44	45	46	47	48	49	50
51	52	53	54	55	56	57	58	59	60
61	62	63	64	65	66	67	68	69	70
71	72	73	74	75	76	77	78	79	80
81	82	83	84	85	86	87	88	89	90
91	92	93	94	95	96	97	98	99	100
101	102	103	104	105	106	107	108	109	110
111	112	113	114	115	116	117	118	119	120
121	122	123	124	125	126	127	128	129	130
131	132	133	134	135	136	137	138	139	140
141	142	143	144	145	146	147	148	149	150
151	152	153	154	155	156	157	158	159	160
161	162	163	164	165	166	167	168	169	170
171	172	173	174	175	176	177	178	179	180
181	182	183	184	185	186	187	188	189	190
191	192	193	194	195	196	197	198	199	200

Kleur die veelvoude van 3 in.

1	2	3	4	5	6	7	8	9	10
11	12	13	14	15	16	17	18	19	20
21	22	23	24	25	26	27	28	29	30
31	32	33	34	35	36	37	38	39	40
41	42	43	44	45	46	47	48	49	50
51	52	53	54	55	56	57	58	59	60
61	62	63	64	65	66	67	68	69	70
71	72	73	74	75	76	77	78	79	80
81	82	83	84	85	86	87	88	89	90
91	92	93	94	95	96	97	98	99	100
101	102	103	104	105	106	107	108	109	110
111	112	113	114	115	116	117	118	119	120
121	122	123	124	125	126	127	128	129	130
131	132	133	134	135	136	137	138	139	140
141	142	143	144	145	146	147	148	149	150
151	152	153	154	155	156	157	158	159	160
161	162	163	164	165	166	167	168	169	170
171	172	173	174	175	176	177	178	179	180
181	182	183	184	185	186	187	188	189	190
191	192	193	194	195	196	197	198	199	200

Gebruik die 200 blokke hierbo om jou te help.

Tel aan.

- 87, 90, 93, _____, _____, _____, _____, _____, _____.
- 132, 135, 138, _____, _____, _____, _____, _____, _____.
- 100, 102, 104, _____, _____, _____, _____, _____, _____.
- 133, 136, 139, _____, _____, _____, _____, _____, _____.

Tel terug.

- 14, 12, 10, _____, _____, _____.
- 138, 135, 132, _____, _____, _____, _____, _____, _____.
- 150, 147, 144, _____, _____, _____, _____, _____, _____.
- 120, 118, 116, _____, _____, _____, _____, _____, _____.

Veelvoude van 4 en 5

Kleur die veelvoude van 4 in.

1	2	3	4	5	6	7	8	9	10
11	12	13	14	15	16	17	18	19	20
21	22	23	24	25	26	27	28	29	30
31	32	33	34	35	36	37	38	39	40
41	42	43	44	45	46	47	48	49	50
51	52	53	54	55	56	57	58	59	60
61	62	63	64	65	66	67	68	69	70
71	72	73	74	75	76	77	78	79	80
81	82	83	84	85	86	87	88	89	90
91	92	93	94	95	96	97	98	99	100
101	102	103	104	105	106	107	108	109	110
111	112	113	114	115	116	117	118	119	120
121	122	123	124	125	126	127	128	129	130
131	132	133	134	135	136	137	138	139	140
141	142	143	144	145	146	147	148	149	150
151	152	153	154	155	156	157	158	159	160
161	162	163	164	165	166	167	168	169	170
171	172	173	174	175	176	177	178	179	180
181	182	183	184	185	186	187	188	189	190
191	192	193	194	195	196	197	198	199	200

Kleur die veelvoude van 5 in.

1	2	3	4	5	6	7	8	9	10
11	12	13	14	15	16	17	18	19	20
21	22	23	24	25	26	27	28	29	30
31	32	33	34	35	36	37	38	39	40
41	42	43	44	45	46	47	48	49	50
51	52	53	54	55	56	57	58	59	60
61	62	63	64	65	66	67	68	69	70
71	72	73	74	75	76	77	78	79	80
81	82	83	84	85	86	87	88	89	90
91	92	93	94	95	96	97	98	99	100
101	102	103	104	105	106	107	108	109	110
111	112	113	114	115	116	117	118	119	120
121	122	123	124	125	126	127	128	129	130
131	132	133	134	135	136	137	138	139	140
141	142	143	144	145	146	147	148	149	150
151	152	153	154	155	156	157	158	159	160
161	162	163	164	165	166	167	168	169	170
171	172	173	174	175	176	177	178	179	180
181	182	183	184	185	186	187	188	189	190
191	192	193	194	195	196	197	198	199	200

Gebruik die 200 blokke hierbo om jou te help.

Tel aan.

- 105, 110, 115, _____, _____, _____, _____, _____, _____, _____.
- 36, 40, 44, _____, _____, _____, _____, _____, _____, _____.
- 125, 130, 135, _____, _____, _____, _____, _____, _____, _____.
- 121, 125, 129, _____, _____, _____, _____, _____, _____, _____.

Tel terug.

- 70, 65, 60, _____, _____, _____, _____, _____, _____, _____.
- 180, 176, 172, _____, _____, _____, _____, _____, _____, _____.
- 200, 196, 192, _____, _____, _____, _____, _____, _____, _____.
- 115, 110, 105, _____, _____, _____, _____, _____, _____, _____.

Veelvoude van 10 en 20

Kleur die veelvoude van 10 in.

1	2	3	4	5	6	7	8	9	10
11	12	13	14	15	16	17	18	19	20
21	22	23	24	25	26	27	28	29	30
31	32	33	34	35	36	37	38	39	40
41	42	43	44	45	46	47	48	49	50
51	52	53	54	55	56	57	58	59	60
61	62	63	64	65	66	67	68	69	70
71	72	73	74	75	76	77	78	79	80
81	82	83	84	85	86	87	88	89	90
91	92	93	94	95	96	97	98	99	100
101	102	103	104	105	106	107	108	109	110
111	112	113	114	115	116	117	118	119	120
121	122	123	124	125	126	127	128	129	130
131	132	133	134	135	136	137	138	139	140
141	142	143	144	145	146	147	148	149	150
151	152	153	154	155	156	157	158	159	160
161	162	163	164	165	166	167	168	169	170
171	172	173	174	175	176	177	178	179	180
181	182	183	184	185	186	187	188	189	190
191	192	193	194	195	196	197	198	199	200

Kleur die veelvoude van 20 in.

1	2	3	4	5	6	7	8	9	10
11	12	13	14	15	16	17	18	19	20
21	22	23	24	25	26	27	28	29	30
31	32	33	34	35	36	37	38	39	40
41	42	43	44	45	46	47	48	49	50
51	52	53	54	55	56	57	58	59	60
61	62	63	64	65	66	67	68	69	70
71	72	73	74	75	76	77	78	79	80
81	82	83	84	85	86	87	88	89	90
91	92	93	94	95	96	97	98	99	100
101	102	103	104	105	106	107	108	109	110
111	112	113	114	115	116	117	118	119	120
121	122	123	124	125	126	127	128	129	130
131	132	133	134	135	136	137	138	139	140
141	142	143	144	145	146	147	148	149	150
151	152	153	154	155	156	157	158	159	160
161	162	163	164	165	166	167	168	169	170
171	172	173	174	175	176	177	178	179	180
181	182	183	184	185	186	187	188	189	190
191	192	193	194	195	196	197	198	199	200

Gebruik die 200 blokke hierbo om jou te help.


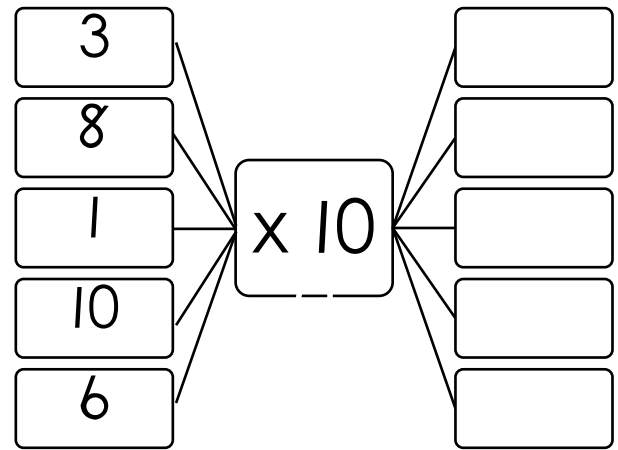
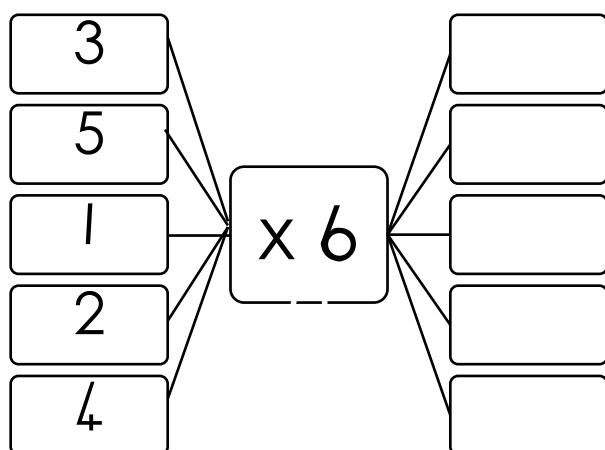
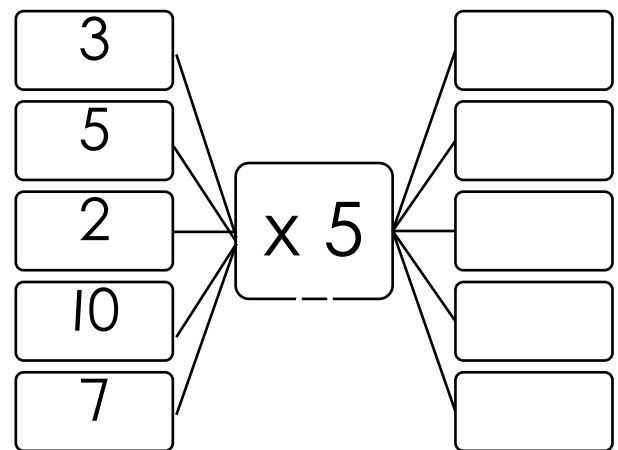
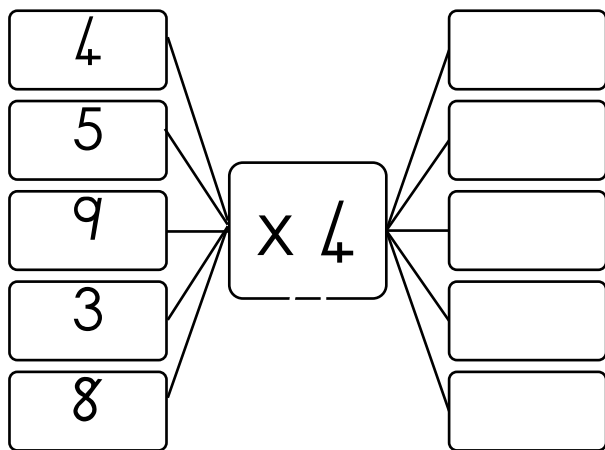
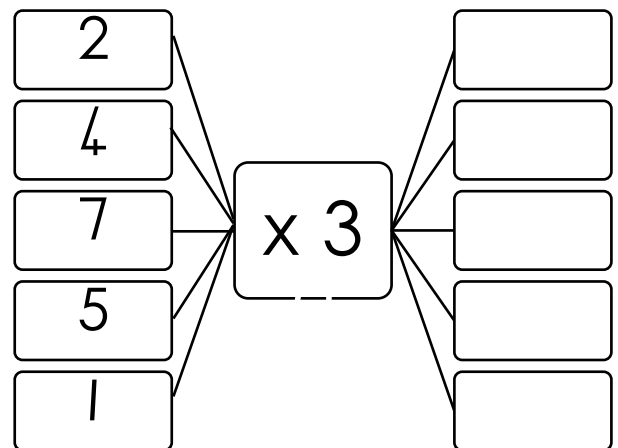
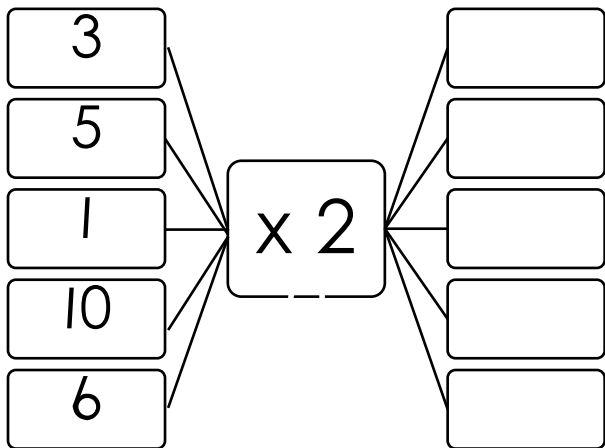
Tel aan.

1. 10, 20, 30, _____, _____, _____, _____, _____, _____, _____, _____.
2. 20, 40, 60, _____, _____, _____, _____, _____, _____, _____, _____.
3. 104, 114, 124, _____, _____, _____, _____.
4. 122, 132, 142, _____, _____, _____, _____.


Tel terug.

1. 200, 190, 180, _____, _____, _____, _____, _____, _____, _____, _____.
2. 200, 180, 160, _____, _____, _____, _____, _____, _____, _____, _____.
3. 174, 164, 154, _____, _____, _____, _____.
4. 119, 109, 99, _____, _____, _____, _____.

Vloediagramme



2 4 6 8 10



Uitgebreide notasie

Breek die getalle op in tiene en ene.
Skryf die getal se getalnaam.

23	2 tiene + 3 ene	$20 + 3$	drie en twintig
98			
51			
73			
18			
46			
87			
50			
25			
33			
92			
49			
61			
74			
86			

Grootste en kleinste

Omkring die getal wat die grootste is.



19	9	99
----	---	----

6	36	13
---	----	----

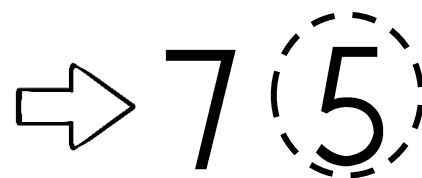
51	15	50
----	----	----

14	41	40
----	----	----

87	17	78
----	----	----

121	112	122
-----	-----	-----

Omkring die getal wat die kleinste is.



55	54	56
----	----	----

88	98	89
----	----	----

117	116	118
-----	-----	-----

101	100	112
-----	-----	-----

21	12	2
----	----	---

67	76	16
----	----	----

Rangskik die getalle van die grootste na die kleinste.

51	15	55

65	56	66

104	141	114


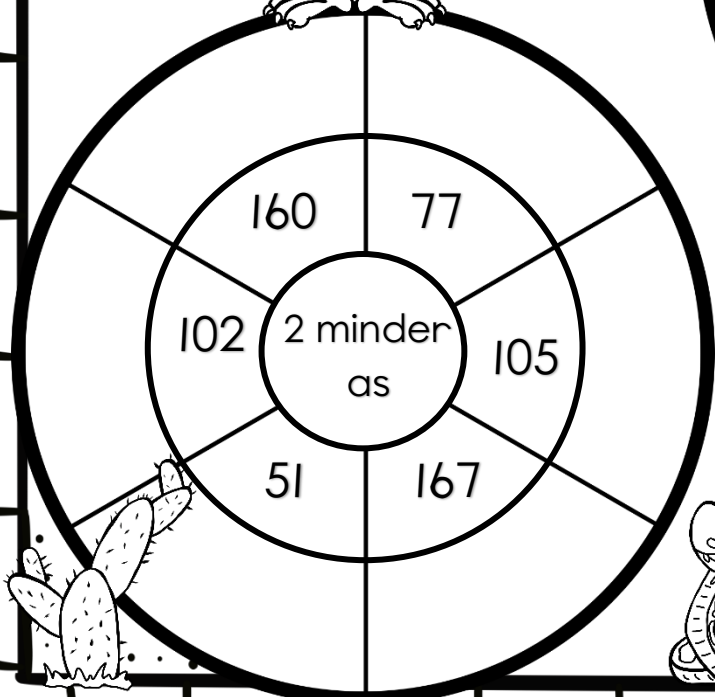

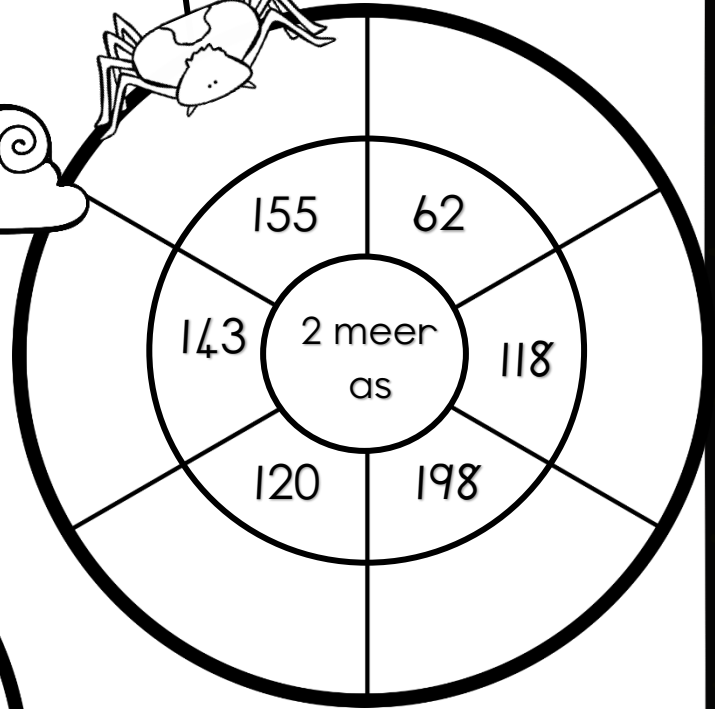
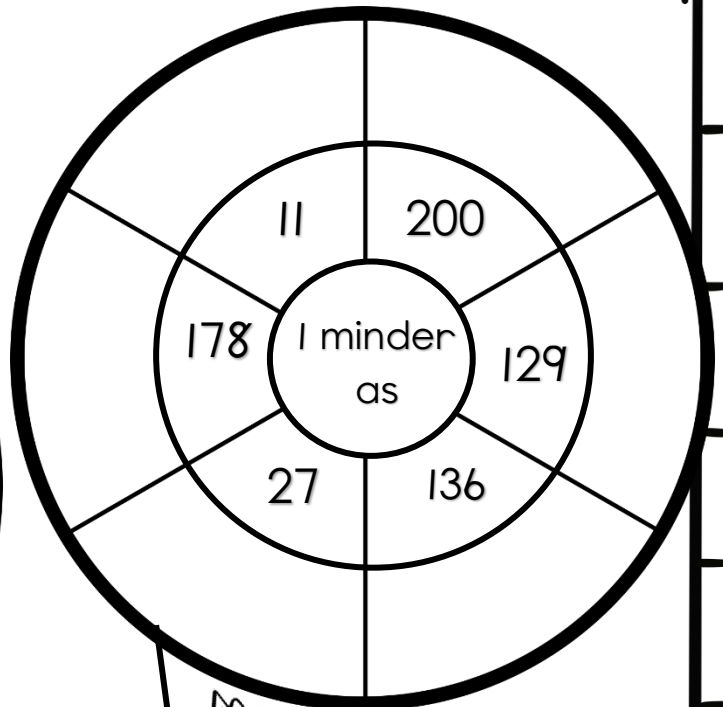
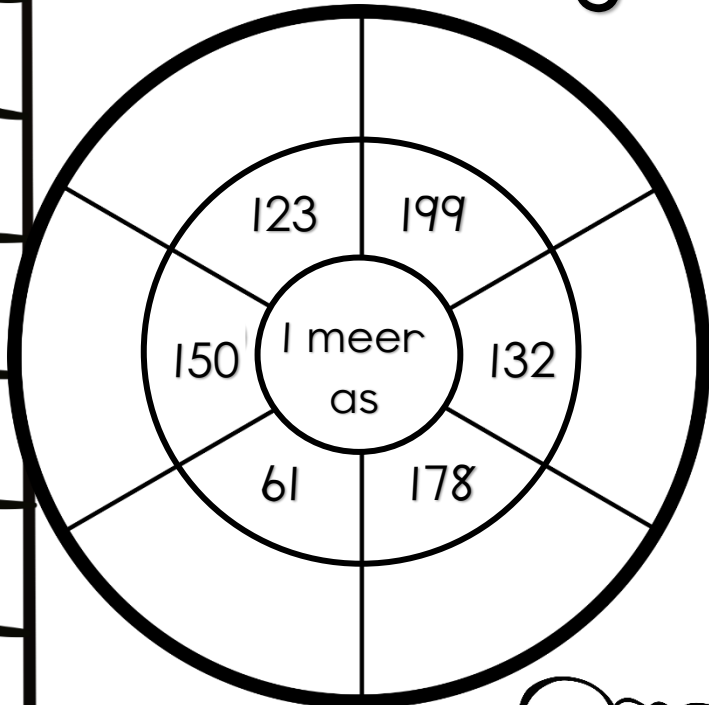
Rangskik die getalle van die kleinste na die grootste.

46	41	48


13	12	11

89	99	98


Meer as en minder as in die woestyn



Meer as en minder as



Voltooi die tabel.



	4 meer as	4 minder as	5 meer as	5 minder as	10 meer as	10 minder as
68						
167						
129						
185						
90						
150						
32						
121						
87						
154						
45						
177						
120						
24						
147						
100						
125						
190						
139						

Voor, tussen
en na

voor tussen na

16

17

18



Skryf watter getal kom voor, tussen en na.

Voor	Tussen	Na
2		4
	187	
8		10
133	134	
	9	
114		116
0	1	
124	125	
117		119
198		200
147	148	
	6	
106	107	

Voor	Tussen	Na
135		137
	12	
1		3
128	129	
	140	
	11	12
	73	74
158	159	
	1	2
7		9
	128	129
168	169	
	130	131

Ewe en onewe getalle

Kleur die ewe getalle groen in.
Kleur die onewe getalle pers in.

1	2	3	4	5	6	7	8	9	10
11	12	13	14	15	16	17	18	19	20
21	22	23	24	25	26	27	28	29	30
31	32	33	34	35	36	37	38	39	40
41	42	43	44	45	46	47	48	49	50
51	52	53	54	55	56	57	58	59	60
61	62	63	64	65	66	67	68	69	70
71	72	73	74	75	76	77	78	79	80
81	82	83	84	85	86	87	88	89	90
91	92	93	94	95	96	97	98	99	100

Ewe getalle

Wanneer 'n getal gelykop verdeel kan word is dit 'n ewe getal. Die getalle eindig op 0, 2, 4, 6 en 8.

Onewe getalle

Wanneer 'n getal nie gelykop verdeel kan word nie is dit 'n onewe getal. Die getalle eindig op 1, 3, 5, 7 en 9.

Skryf die ewe getalle tussen 10 en 60 neer.

Skryf die onewe getalle tussen 10 en 60 neer.

- Kleur die ewe getalle blou in.
- Kleur die onewe getalle rooi in.

207

105

28

83

69

46

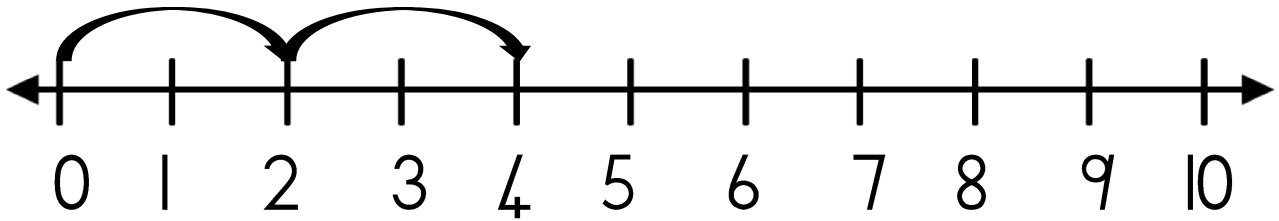
150

11

122

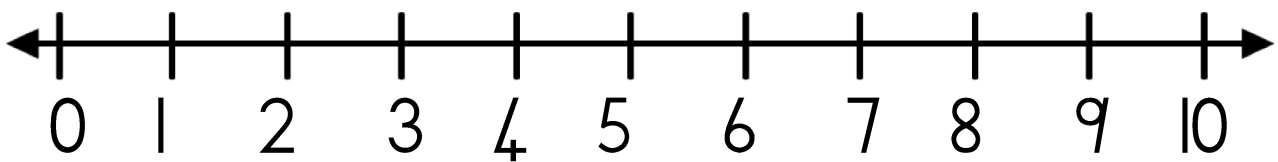
Verdubbel

Gebruik die getallelyn en verdubbel die getal. Die eerste een word as 'n voorbeeld vir jou gegee. Skryf 'n getalsin.



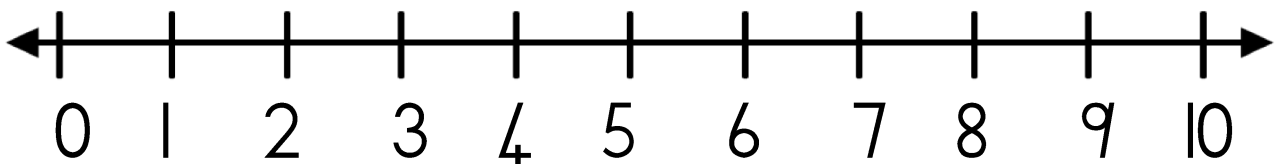
Verdubbel 2

Getalsin: $2 + 2 = 4$



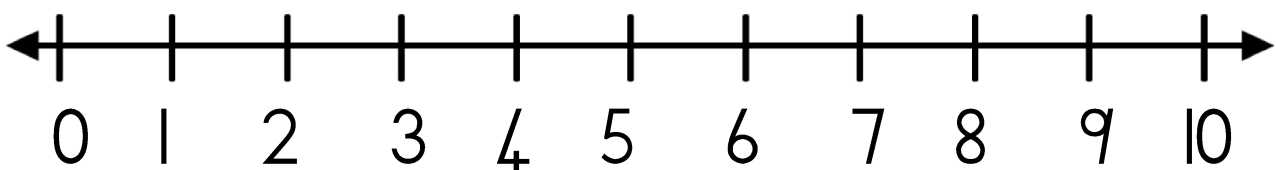
Verdubbel 4

Getalsin: $___ + ___ = ___$



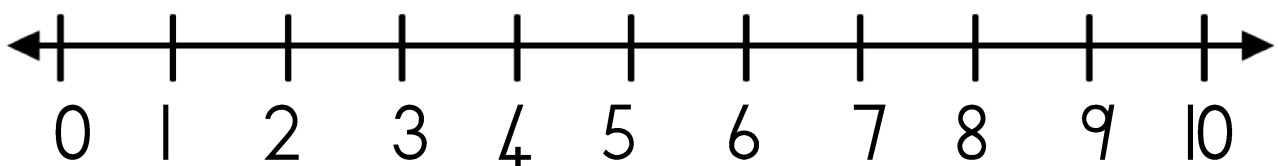
Verdubbel 5

Getalsin: $___ + ___ = ___$



Verdubbel 3

Getalsin: $___ + ___ = ___$

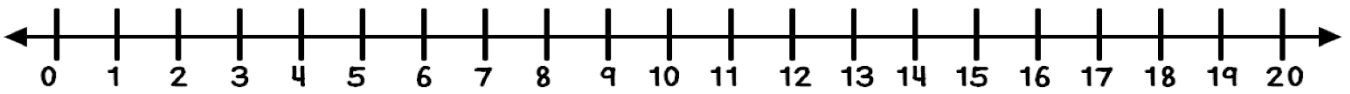


Verdubbel 1

Getalsin: $___ + ___ = ___$

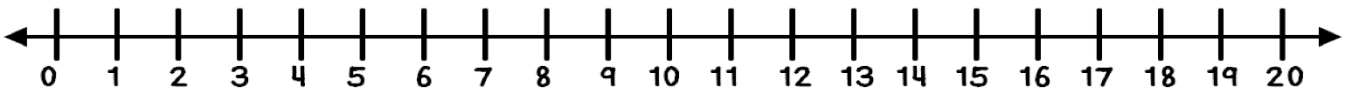
Verdubbel

Gebruik die getallelyn en verdubbel die getal. Skryf 'n getalsin.



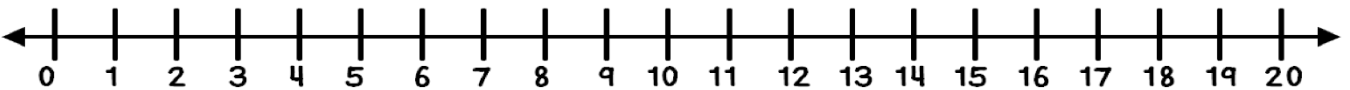
Verdubbel 6

Getalsin: $\underline{\quad} + \underline{\quad} = \underline{\quad}$



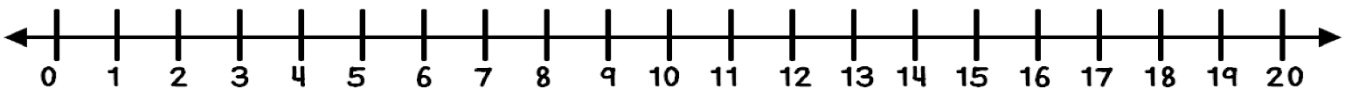
Verdubbel 10

Getalsin: $\underline{\quad} + \underline{\quad} = \underline{\quad}$



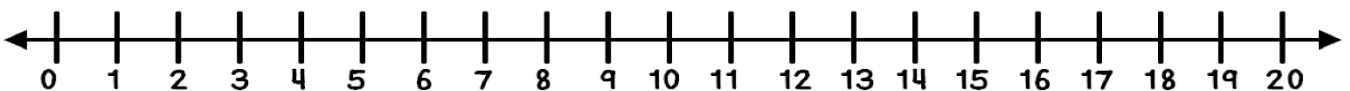
Verdubbel 7

Getalsin: $\underline{\quad} + \underline{\quad} = \underline{\quad}$



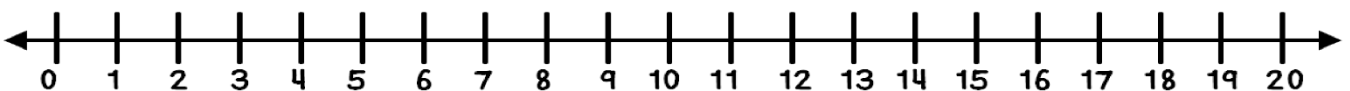
Verdubbel 9

Getalsin: $\underline{\quad} + \underline{\quad} = \underline{\quad}$



Verdubbel 5

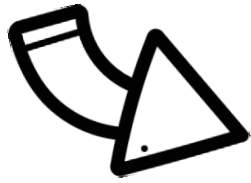
Getalsin: $\underline{\quad} + \underline{\quad} = \underline{\quad}$



Verdubbel 8

Getalsin: $\underline{\quad} + \underline{\quad} = \underline{\quad}$

Verdubbel



3 + 3 = 6

Verdubbel die besies en teken dit op die leë blaar.

Verdubbel 4

___ + ___ = ___

Verdubbel 7

___ + ___ = ___

Verdubbel 6

___ + ___ = ___

Verdubbel 10

___ + ___ = ___

Verdubbel 5

___ + ___ = ___

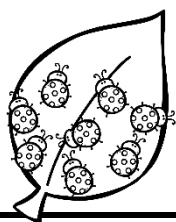

Verdubbel 8

___ + ___ = ___

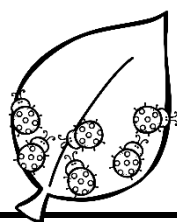
Kan jy die volgende verdubbel?

Verdubbel 20 =	Verdubbel 30 =	Verdubbel 50 =
----------------	----------------	----------------

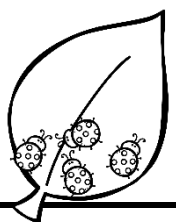
Halveer



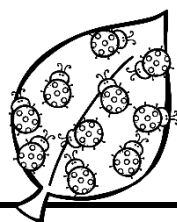
Die helfte van 8 is



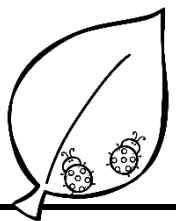
Die helfte van 6 is




Die helfte van 4 is



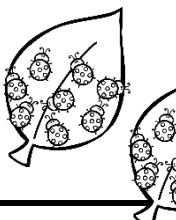
Die helfte van 10 is



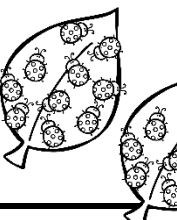
Die helfte van 2 is



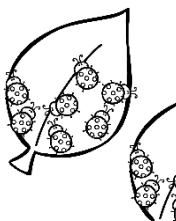
Die helfte van 12 is



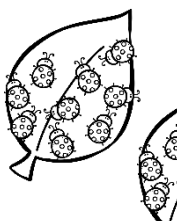
Die helfte van 16 is



Die helfte van 20 is



Die helfte van 14 is



Die helfte van 18 is

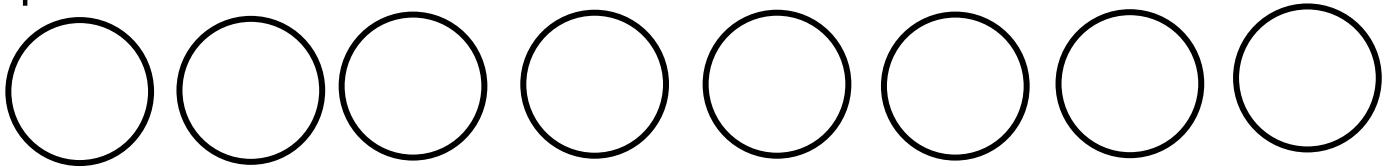
Kan jy die volgende halveer?

Halveer 20 =	Halveer 26 =	Halveer 48 =
Halveer 70 =	Halveer 30 =	Halveer 64 =
Halveer 40 =	Halveer 22 =	Halveer 50 =
Halveer 88 =	Halveer 42 =	Halveer 28 =





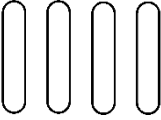








Meetkundige patrone

Kleur die sirkels in met verskillende kleure sodat dit 'n patroon vorm.

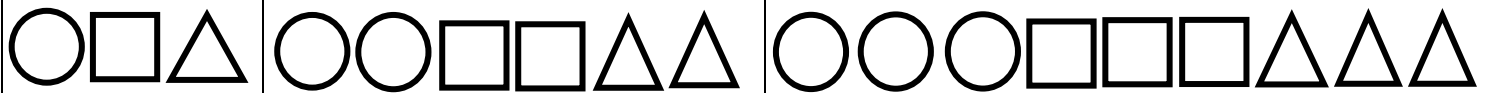


Voltooi die patroon deur die volgende vorms te teken.

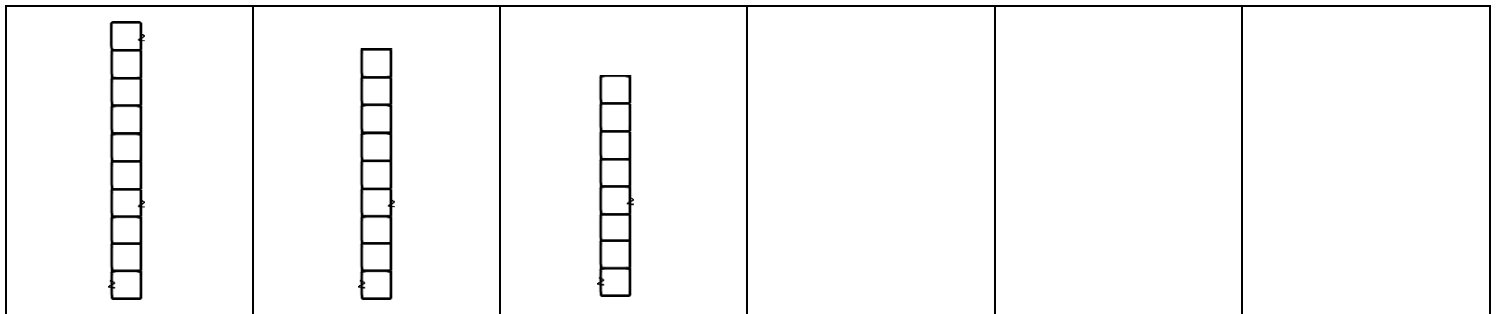
					
					
					
					
					

Meetkundige patrone

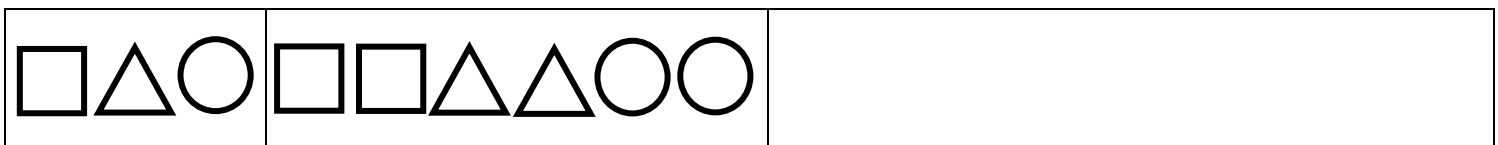
Sommige patrone is gemaak van groepe waarin dieselfde voorwerpe voorkom, maar die aantal van elke soort voorwerp vermeerder of verminder op 'n gereelde manier. Byvoorbeeld:



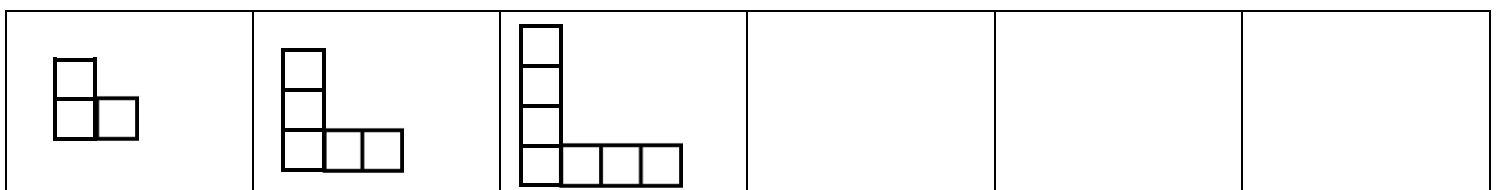
Voltooi die volgende patrone.




Met hoeveel blokkies raak die patroon minder? _____




Met hoeveel vorms raak die patroon meer? _____



Met hoeveel blokkies raak die patroon meer? _____



Getalpatrone



Voltooi die ontbrekende getalle.

1. Tel in 10'e tot 200.

0	10	20			50			80		
110	120					170			200	

2. Tel in 5'e tot 95.

0	5	10				30			45
50			65					90	

3. Tel in 2's tot 58.

0	2	4	6				14		
20			26			32			38
	42			48				56	58

4. Tel in 4's tot 76.


0	4	8				24			36
40			52	56				72	

5. Tel in 3's tot 57.


0	3	6				18	21		
30				42	45		51		57

6. Tel in 100de tot 500.

100					500
-----	--	--	--	--	-----



Getalpatrone



Voltooi die getalpatrone.

105, 110, 115, _____, _____, _____, _____

36, 40, 44, _____, _____, _____, _____

70, 65, 60, _____, _____, _____, _____

180, 176, 172, _____, _____, _____, _____

87, 90, 93, _____, _____, _____, _____

184, 186, 188, _____, _____, _____, _____

138, 135, 132, _____, _____, _____, _____

14, 12, 10 _____, _____, _____, _____


Janu verkoop spookasem by die basaar.
Dit kos R5 vir een. Voltooi die tabel om te wys hoeveel geld hy altesaam die dag gemaak het.

R5 munt	1	2	3	4	5	6	7	8	9	10
Totaal	R5	R10								




Jana verkoop roomys.
Dit kos R10 vir een. Voltooi die tabel om te wys hoeveel geld sy altesaam die dag gemaak het.

R10 munt	1	2	3	4	5	6	7	8	9	10
Totaal	R10	R20								



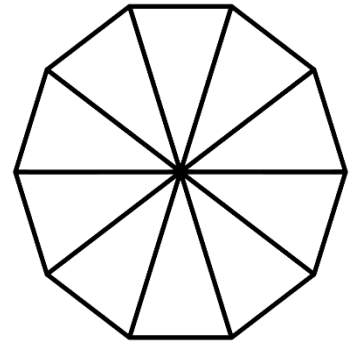
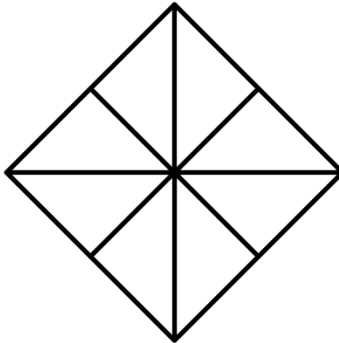
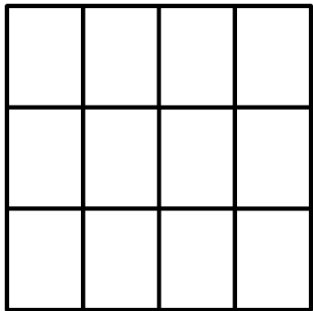
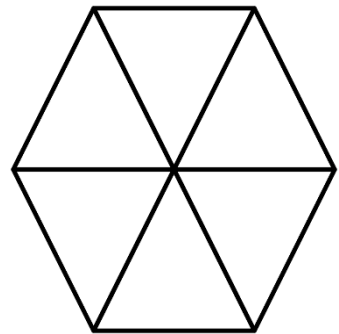
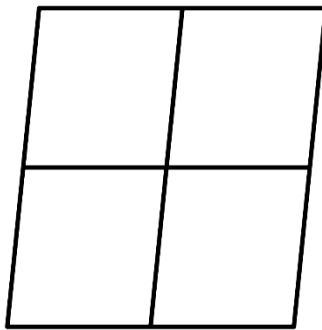
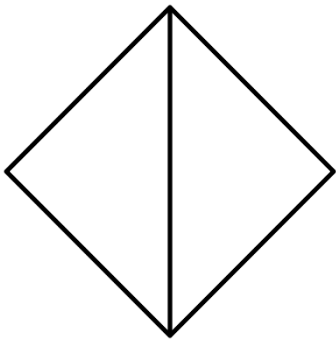
Dit kos R2 'n kaartjie om op die seerowerskip te ry. Voltooi die tabel om te wys hoeveel geld die seerowerskip altesaam gemaak het.

R2 munt	1	2	3	4	5	6	7	8	9	10
Totaal	R2	R4								

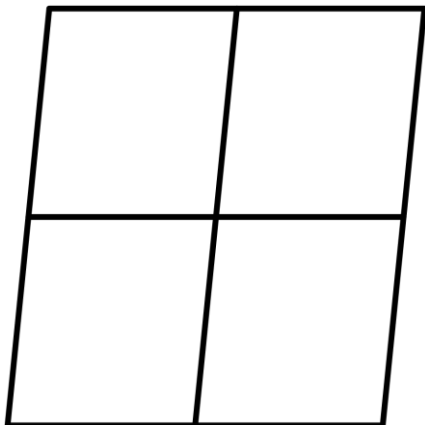


Breuke

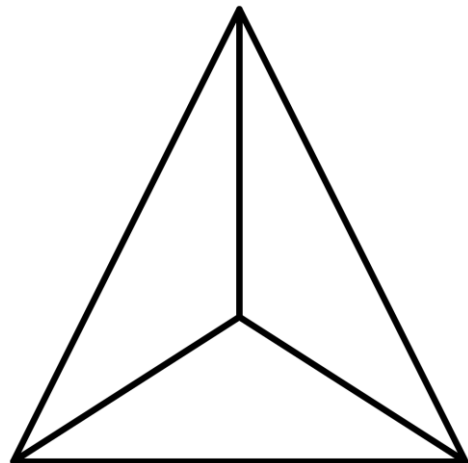
Kleur 'n helfte van elke vorm in.
Skryf die breuksimbool van 'n halwe neer. →



Kleur 'n kwart van die vorm in.
Skryf die breuksimbool van 'n
kwart neer. →

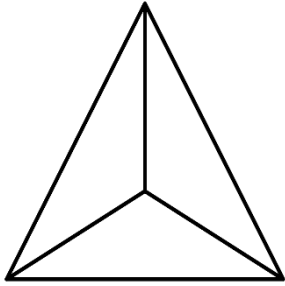


Kleur 'n derde van die vorm in.
Skryf die breuksimbool van 'n
derde neer. →

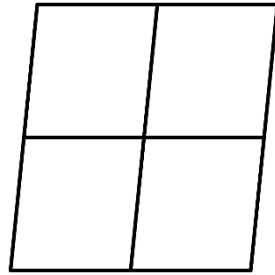


Breuke

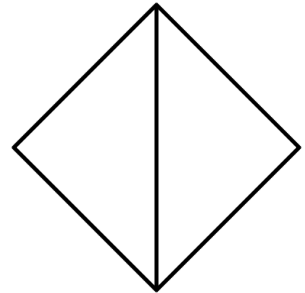
Kleur die breukdeel soos aangedui in.



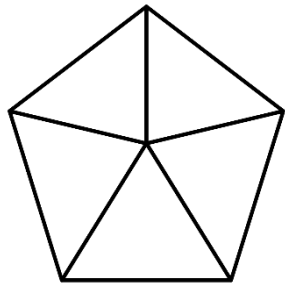
2 derdes



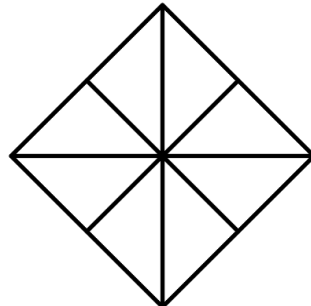
2 kwarte



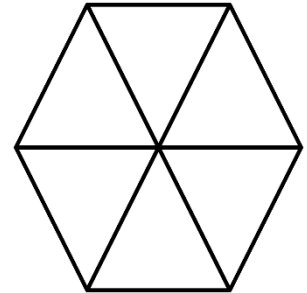
'n hele



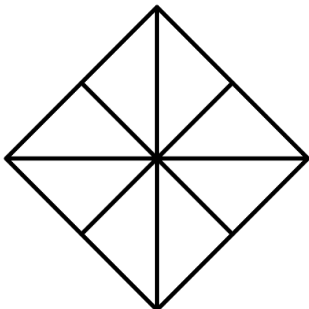
2 vyfdes



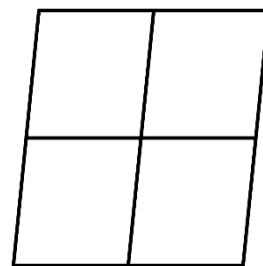
6 agtstes



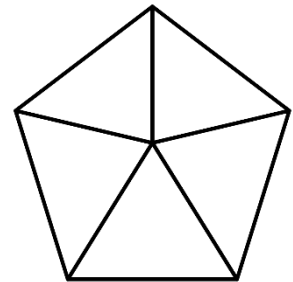
4 sesdes



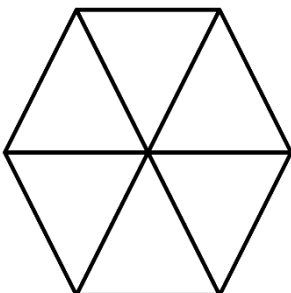
4 agtstes



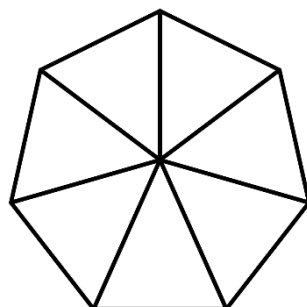
3 kwarte



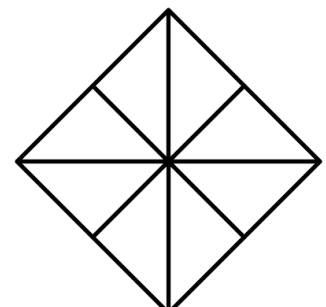
4 vyfdes



1 sesde



4 sewendes



7 agtstes



2D vorms


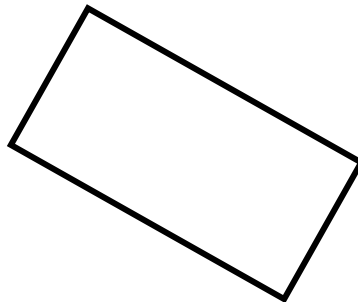
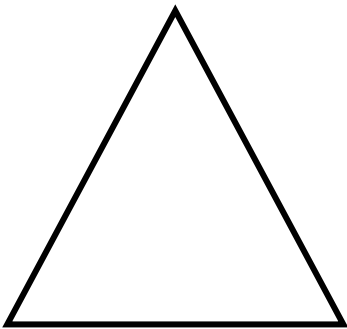


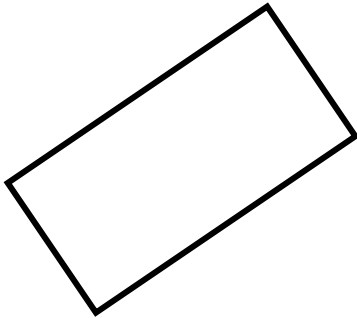

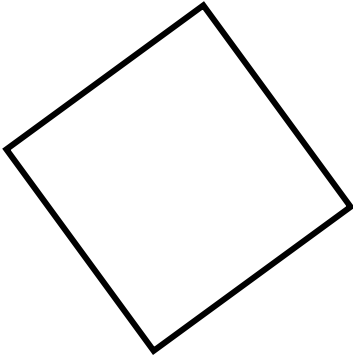
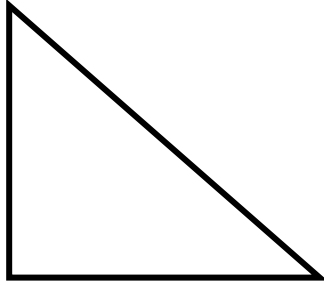
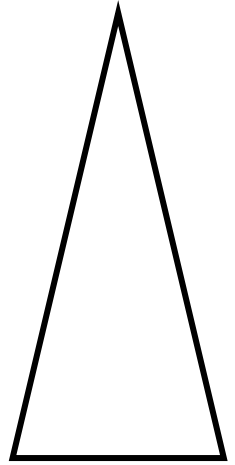


Knip die vorms op die volgende bladsy uit en plak dit by die regte blok.

sirkel

driehoek


vierkant


reghoek





2D vorms
Reguit en ronde sye


Kleur in of die volgende vorms reguit of geboë sye het.

	Hoeveel sye het die vorm? _____
reguit sye	geboë sye

	Hoeveel sye het die vorm? _____
reguit sye	geboë sye

	Hoeveel sye het die vorm? _____
reguit sye	geboë sye


	Hoeveel sye het die vorm? _____
reguit sye	geboë sye

	Hoeveel sye het die vorm? _____
reguit sye	geboë sye

	Hoeveel sye het die vorm? _____
reguit sye	geboë sye

3D voorwerpe

Kleur die regte antwoorde in.

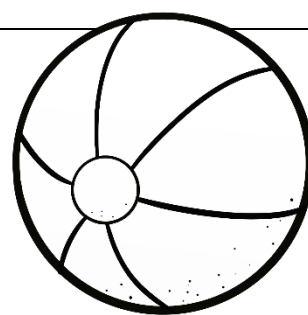


reguit rand

geboë rand

rol

gly




reguit rand

geboë rand

rol

gly

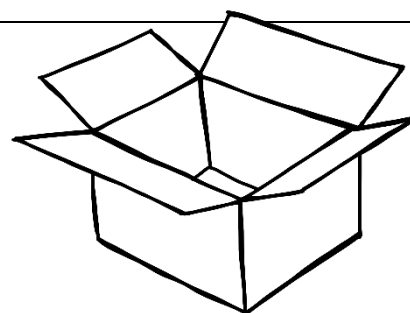


reguit rand

geboë rand

rol

gly



reguit rand

geboë rand

rol

gly

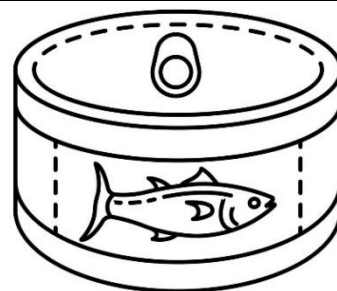


reguit rand

geboë rand

rol

gly



reguit rand

geboë rand

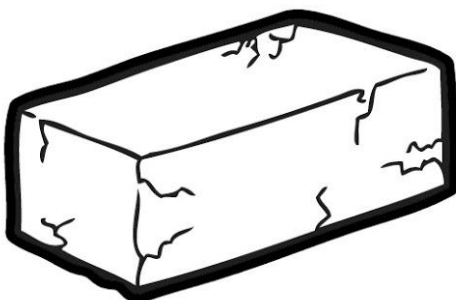
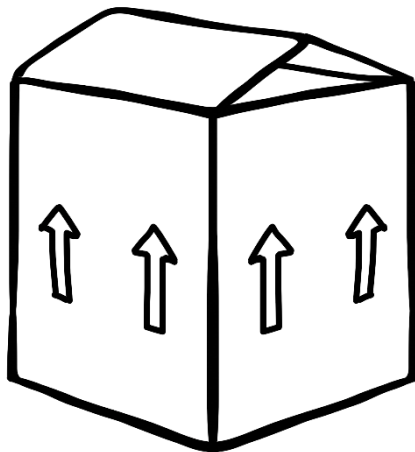
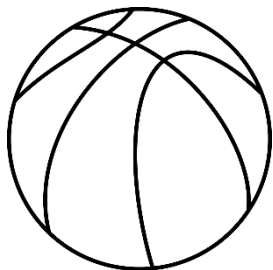


rol

gly



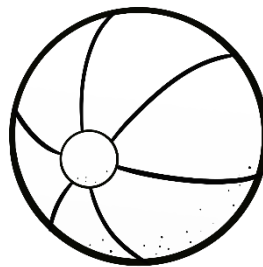


3D-voorwerpe

Kleur die 3D-voorwerpe op die volgende maniere in:

Voorwerpe wat kan gly



Voorwerpe wat kan rol



Waar is die muis?





Gebruik die woorde in die blokke.

voor

agter













langs

bo-op



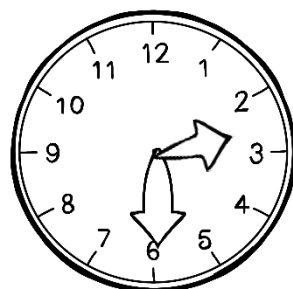


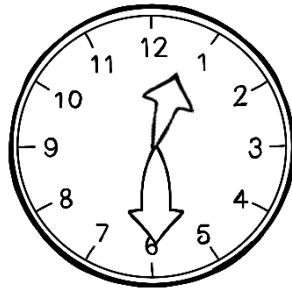
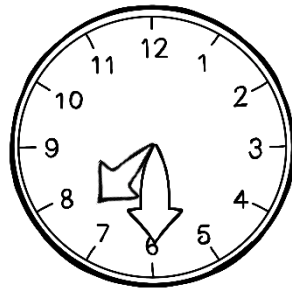
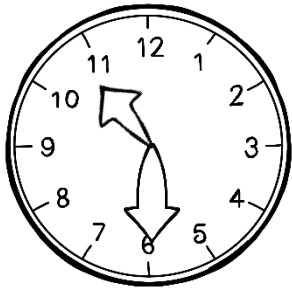


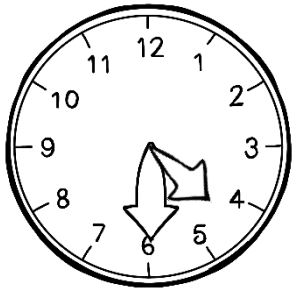



Tyd - ure

Hoe laat is dit op elke horlosie?




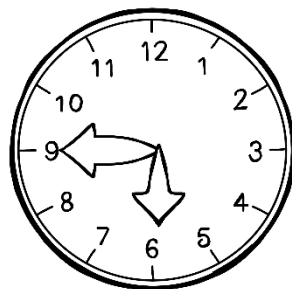

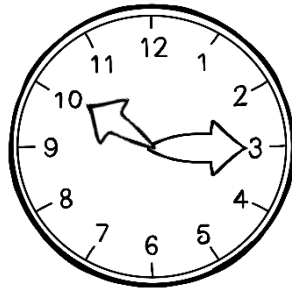
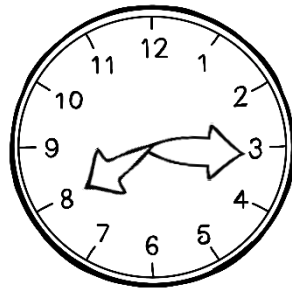

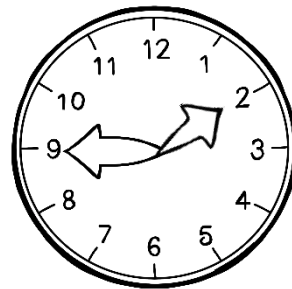

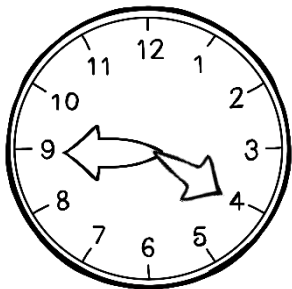
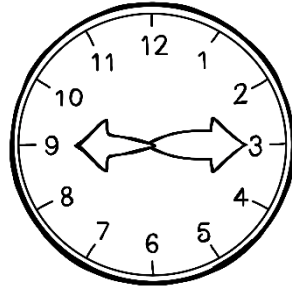
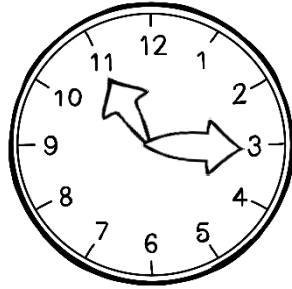
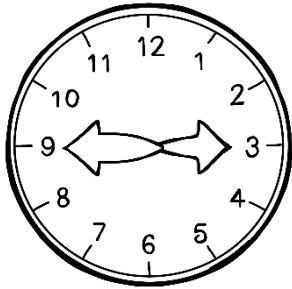
Tyd - half ure

Hoe laat is dit op elke horlosie?



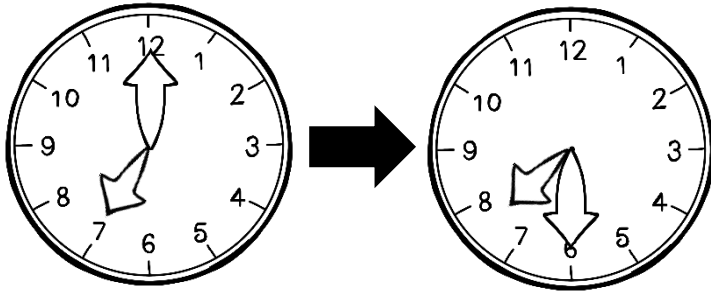
Tyd - kwartiere

Hoe laat is dit op elke horlosie?



Tydsverloop

Hendrik begin 7uur skool toe loop om betyds te wees. Toe hy by die skool kom kyk hy op sy horlosie om te sien hoe laat dit nou is.

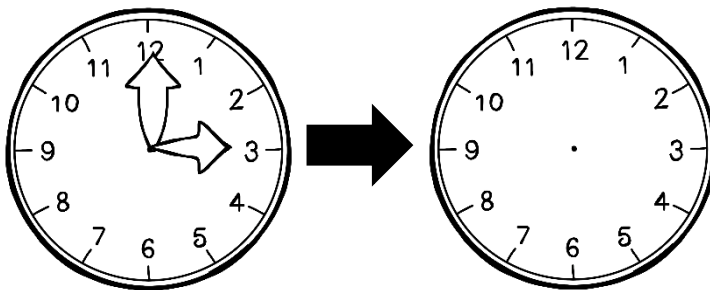


Hoe laat het hy by die skool gekom?

Hoe lank het dit vir Hendrik geneem om skool toe te loop?

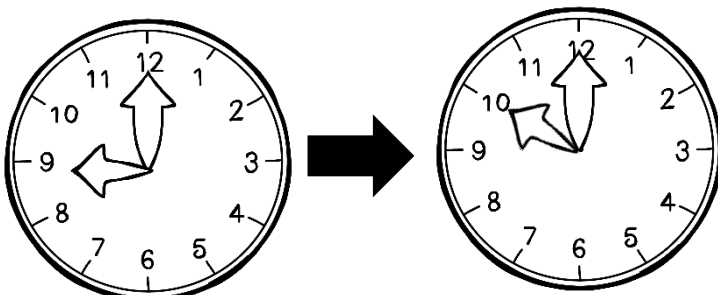


Mamma bak koekies. Dit moet 15 minute bak. Mamma sit dit 3uur in die oond. Hoe laat moet sy dit uit die oond haal? Teken die wysers op die horlosie in.



Skryf die tyd in woorde.


Ben en Kevin gaan by hulle ouma kuier. Hulle begin 9uur ry. Kyk na die horlosies om te kyk hoe laat hulle daar aangekom het.




Hoe laat het hulle by ouma gekom?

Hoeveel minute is in 'n uur?


Hoe lank het dit vir hulle geneem om tot by ouma te ry?




Massa




Ons gebruik 'n skaal om te weeg hoe swaar of lig ons is.



Ons weeg onself in kilogram en gebruik hierdie afkorting: kg




Jana
23kg



Kevin
29kg



Jan
31kg



Karla
26kg

Wie weeg die meeste? _____

Wie weeg die minste? _____

Rangskik die massas van die kleinste tot die grootste.

--	--	--	--




Rangskik die massas van die grootste tot die kleinste.

--	--	--	--

Ons gebruik 'n balanseerskaal om massa te weeg.



Albei hope blokkies weeg dieselfde op die skaal.



1. Op watter skaal is die lemoen die swaarste? _____
2. Op watter skaal is die appel die swaarste? _____
3. Op watter skaal is die peer die ligste? _____
4. Op watter skaal is die lemoen die ligste? _____
5. Op watter skaal weeg die appel en perske dieselfde? _____



rys
1kg



botter
500g



suiker
2kg



meel
5kg

Wat weeg die meeste? _____

Wat weeg die minste? _____

Rangskik die massas van die kleinste tot die grootste.

--	--	--	--

Rangskik die massas van die grootste tot die kleinste.

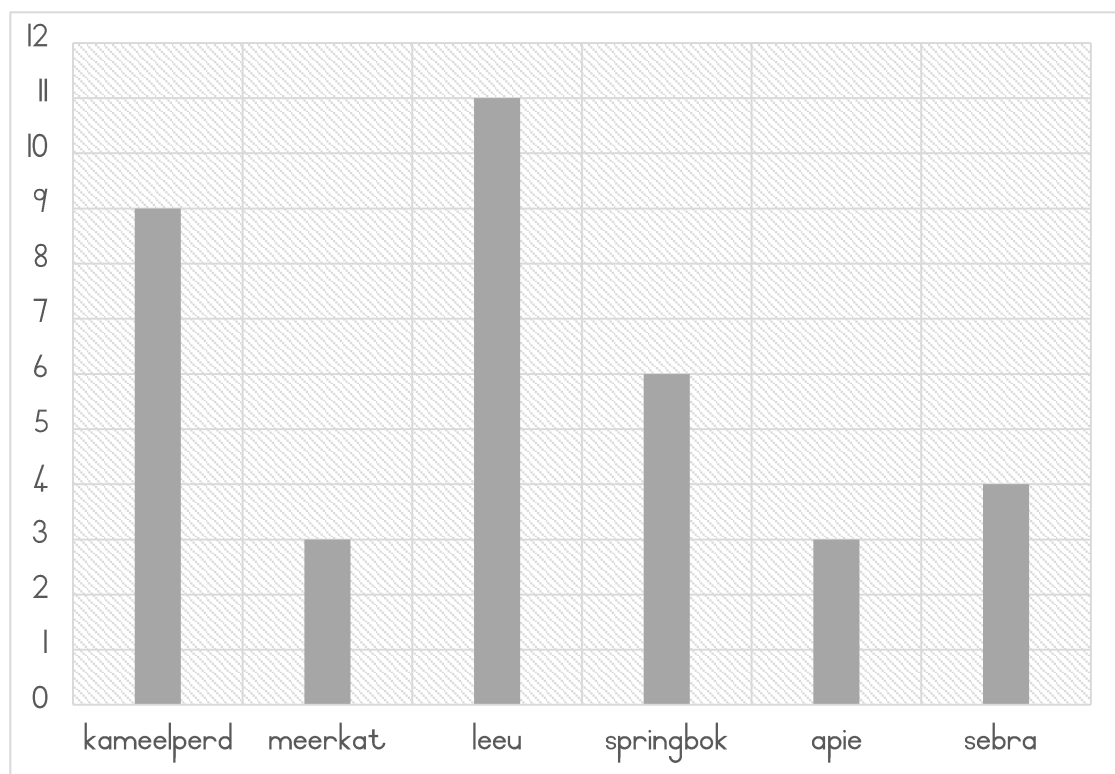
--	--	--	--

Datahantering

Die Graad 3's het op 'n uitstappie gegaan na die dieretuin. Hulle het die volgende diere gesien:




Die grafiek hieronder wys van watter diere die leerders hou. Beantwoord die vrae oor die grafiek.



1. Van watter dier hou die leerders die meeste? _____
2. Van watter dier hou die leerders die minste? _____
3. Van watter dier hou die leerders ewe veel? _____
4. Hoeveel kinders is in die klas? _____
5. Hoeveel leerders hou van 'n kameelperd? _____
6. Hoeveel leerders hou van 'n sebra? _____
7. Hoeveel leerders hou van 'n apie? _____

Piktogram



Teken nou 'n piktogram oor die diere.

kameelperd	sebra	leeu	apie	meerkat	springbok