
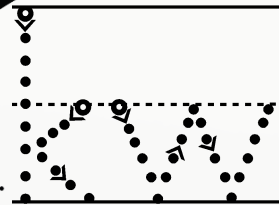
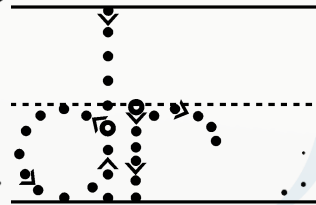
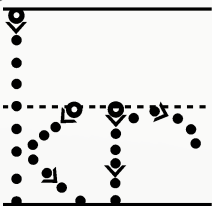


GRAAD 3
AFRIKAANS

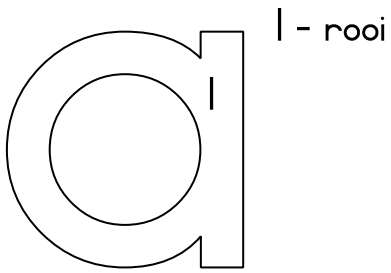
Eerste Addisionele Taal

Kwartaal /




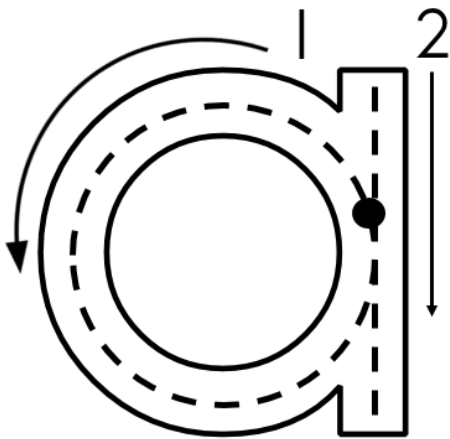
Naam:

Kleur die "a" in.




Lees die woorde en luister na die klanke.

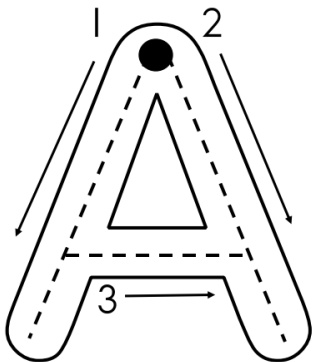
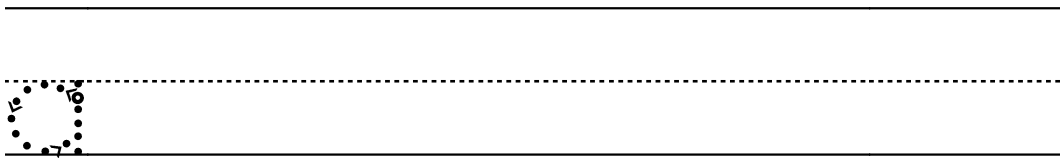
kat	appel
mat	hark



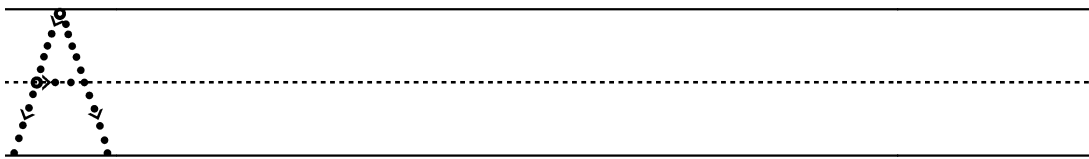
Trek 'n sirkel om die letter a.



Oefen om die letter te skryf.



Oefen om die hoofletter te skryf.


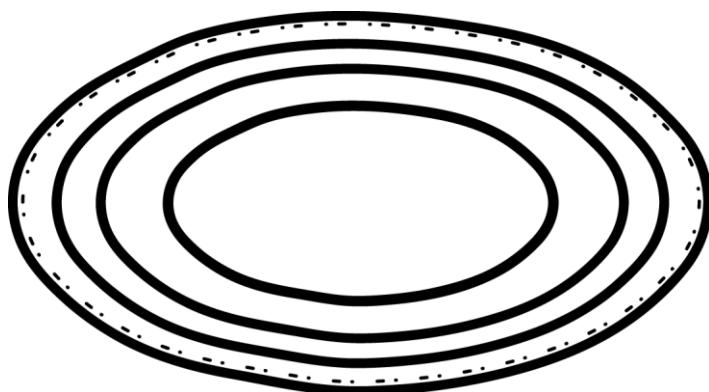


a-klank


Lees die woorde en onderstreep al die a-klanke.

kat	mat	appel	hark
dam	bad	sap	dak

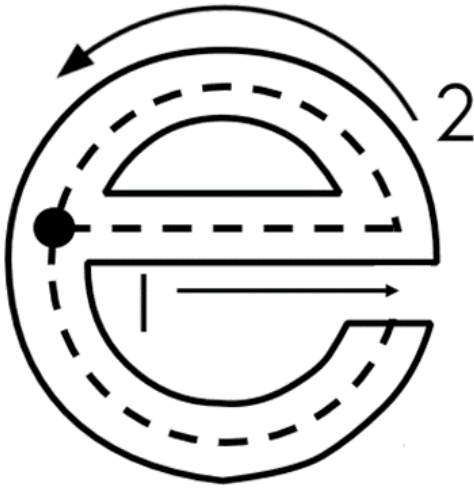
bad mat



kat



appel



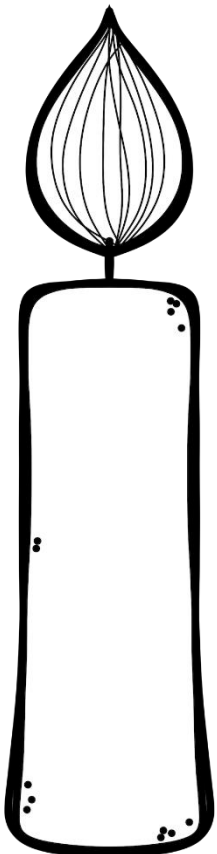
e-klank

Oefen om die letter te skryf.



Lees die woorde en onderstreep die e-klank.


ent	bed	tent	kerk
kers	vers	pers	hen
ses	mes	pen	pet



kers



bed



tent


2
○

i-klank

Lees die woorde en onderstreep die i-klank.



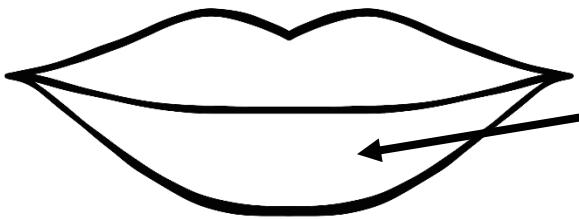
sing	ink	vink	vis
vin	lip	gil	sit
pit	bid	hik	mik




vis

vin

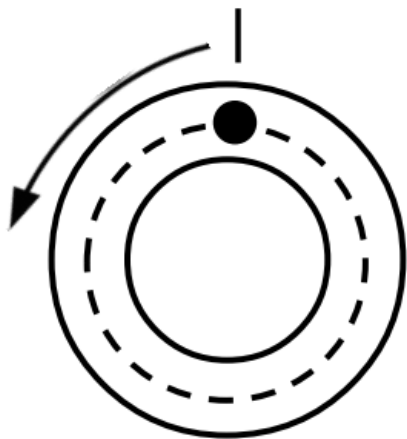
sing



lip



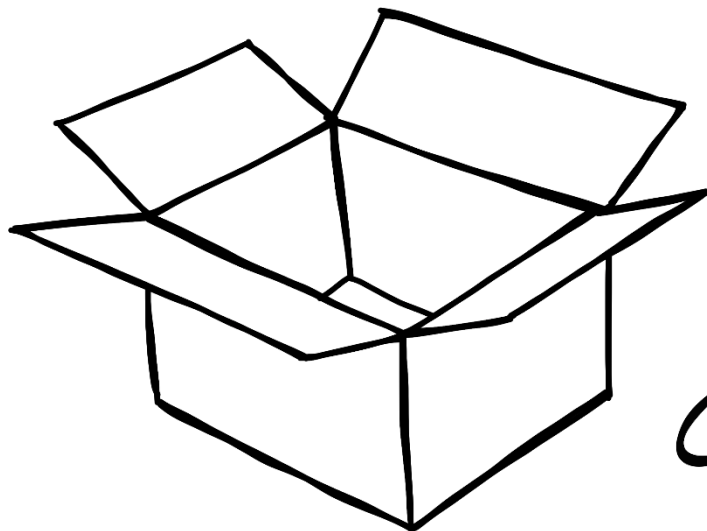
bid



o-klank

Lees die woorde en onderstreep die o-klank.


hop	sokkie	boks	bos
bok	rot	gom	som
hok	sop	mop	non



boks

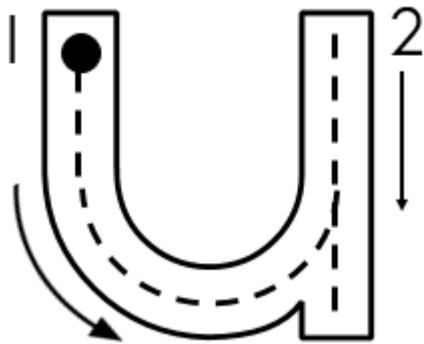


sokkie




bok

u-klank




Lees die woorde en onderstreep die u-klank.


vurk	bus	bul	hut
put	rug	kruk	plus
dun	lus	mus	rus



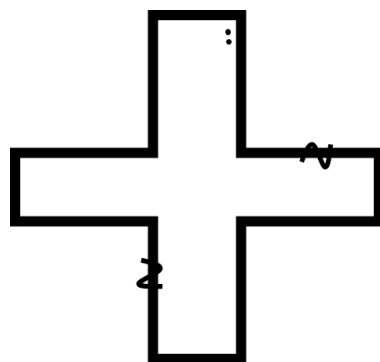
bus



put





bul



plus

Voltooi die sinne deur die woorde in die sterre te gebruik.



Ek _____ op my bed.

Die boek is nie dik nie, hy is _____.

Ben val op sy _____.

Die man bly in 'n _____.

Ek is _____ vir 'n roomys.




Trek 'n lyn met 'n liniaal van die woord na die regte prent.

bus

rug

mus

hut



LEES en SOEK

Lees die woorde en kleur dan die prentjie in.

O boks

O bul

O appel

O sokkie

Obid

O bus

O put

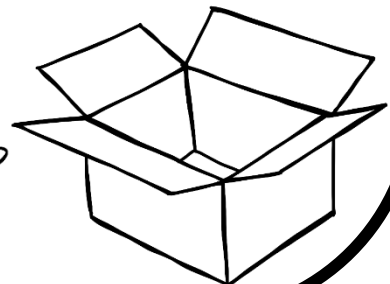


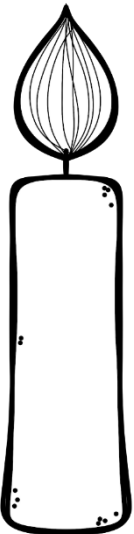


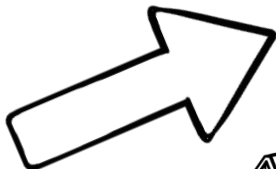

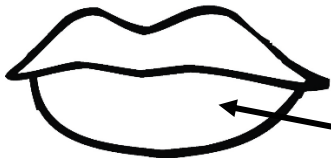
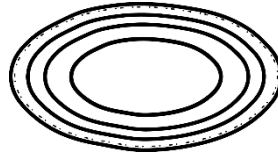


O mat

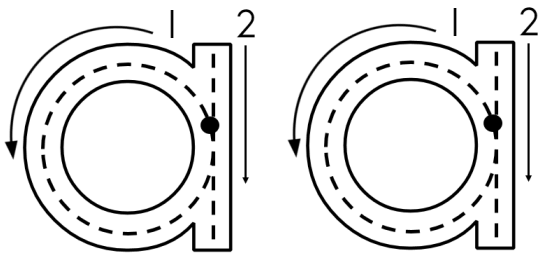
Obad

O vis

O kers


O lip





Oefen om die aa-klank te skryf.

Handwriting practice lines with a solid top line, a dashed middle line, and a solid bottom line.



Skryf die aa-klank in die blokkies.

Two empty rectangular boxes for writing the letter 'a'.

Vul die aa-klank in.

m ____ n b ____ n
h ____ n g ____ r
kr ____ n b ____ s
tr ____ n d ____ r

Skryf jou eie aa-woorde in die tabel.

A table with 8 empty rows for writing words.

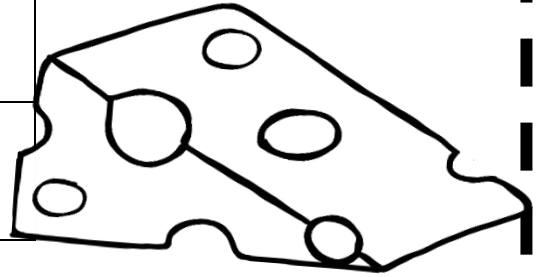
Skryf 'n sin met 'n aa-woord en onderstreep die woord met 'n inkleurpotlood.

Handwriting practice lines for writing a sentence.

aa-klank

Lees die woorde en luister na die klanke.

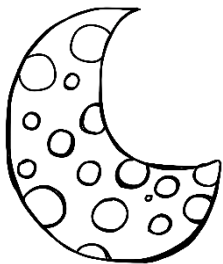


maak	waar	gaan	staan
vaak	maat	taak	saam
jaar	maan	kaas	haan



Lees die sinne en onderstreep die aa-woorde.

1. Ek is baie vaak in die aand.
2. Ek en my maat werk saam aan 'n taak.
3. Ek is agt jaar oud.
4. My oom sê die maan is van kaas gemaak.
5. Die haan kraai elke oggend.


Skryf die woord neer vir elke prent.

aa-klank

Onderstreep die regte woord.

1. Die muis eet 'n groot stuk kaas /kas.
2. Ek en my mat/maat speel lekker met die bal.
3. Die man/maan skyn in die nag.
4. Die polisieman jaag/jag die dief.
5. Juffrou merk my tak/taak.

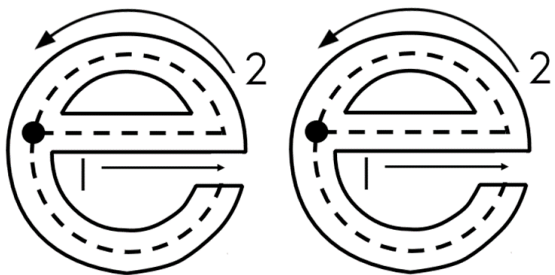


Skommel die woorde reg om 'n sin te vorm en skryf dan die sin neer.


vaak. Ek is

helder. skyn maan Die

'n kaas. muis Die eet stukkie



Oefen om die ee-klank te skryf.



Skryf die ee-klank in die blokkies.

--	--

Vul die ee-klank in.

kw _____ k sw _____ r

k _____ l m _____ l

l _____ s w _____ k

b _____ t st _____ l

Skryf jou eie ee-woorde in die tabel.

Skryf 'n sin met 'n ee-woord
en onderstreep die woord met
'n inkleurpotlood.

ee-klank

Lees die woorde en luister na die klanke.


keel	eet	lees	beet
vergeet	sweet	week	kweek
steel	geel	sweer	meel

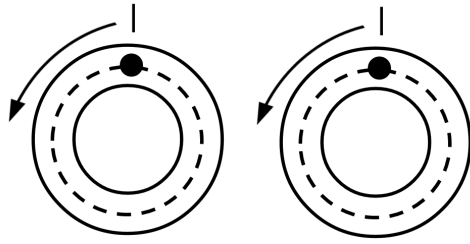


Lees die sinne en onderstreep die ee-woorde.


1. Die meisie lees haar boek.
2. Die boer kweek groente.
3. Die man eet lekker beet.
4. Die skelm steel 'n handsak.
5. My ma bak brood met meel.

Skryf die woord neer vir elke prent.





Oefen om die oo-klank te skryf.



Skryf die oo-klank in die blokkies.

--	--

Vul die oo-klank in.


k ____ k b ____ t
r ____ k st ____ t
dr ____ m b ____ n
gr ____ t sk ____ n

Skryf jou eie oo-woorde in die tabel.

Skryf 'n sin met 'n oo-woord en onderstreep die woord met 'n inkleurpotlood.

oo-klank

Lees die woorde en luister na die klanke.

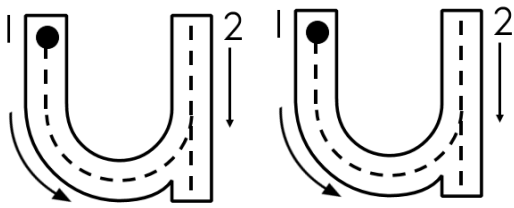


koop	roomys	boom	room	skool	
spoor	roos	kook	stoof	hoof	brood

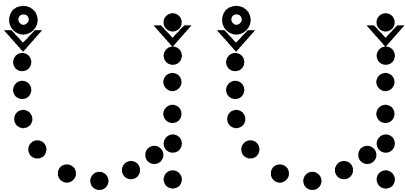
Lees die sinne en onderstreep die oo-woorde.

1. Dit is 'n baie groot boom.
2. My ma pluk 'n rooi roos.
3. My ma kook kos op die stoof.
4. My hoof is baie gaaf.
5. Ek loop skool toe elke dag.
6. Ons eet vars brood.

Skryf die woord neer vir elke prent.



Oefen om die uu-klank te skryf.



Skryf die uu-klank in die blokkies.

--	--

Vul die uu-klank in.

m ____ r b ____ rt
b ____ rman g ____ r
s ____ r st ____ r
t ____ r d ____ r


Skryf jou eie uu-woorde in die tabel.

Skryf 'n sin met 'n uu-woord
en onderstreep die woord met
'n inkleurpotlood.

uu-klank

Lees die woorde en luister na die klanke.




vuur	uur	suur	duur	
muur	skuur	huur	nuus	nuut



Lees die sinne en onderstreep die uu-woorde.

1. My pa bestuur 'n baie duur kar.
2. Die suurlemoen proe baie suur.
3. My oupa kyk elke aand die nuus.
4. Die boer het 'n groot skuur vir sy hooi.
5. My hemp is nuut.

Skryf die woord neer vir elke prent.

Sê die prent se naam. Luister na die middelklank en vul die regte klank in.

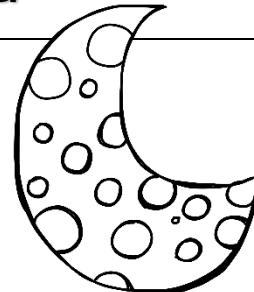
-aa-, -ee-, -oo-, -uu-



p__r



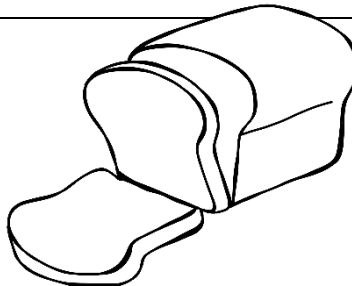
v__r




m__n




v__r




br__d




sk__r



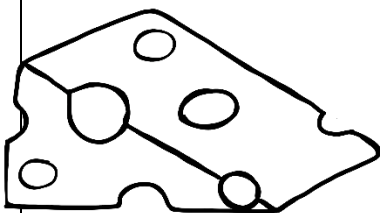
m__r



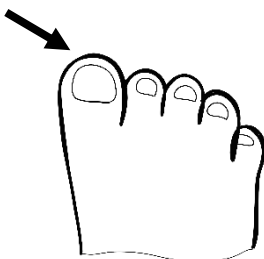
r__s



b__r



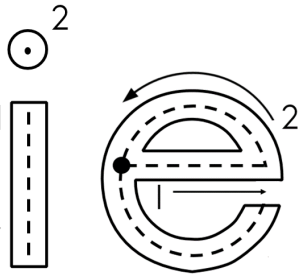
k__s




t__n



b__s



Oefen om die ie-klank te skryf.



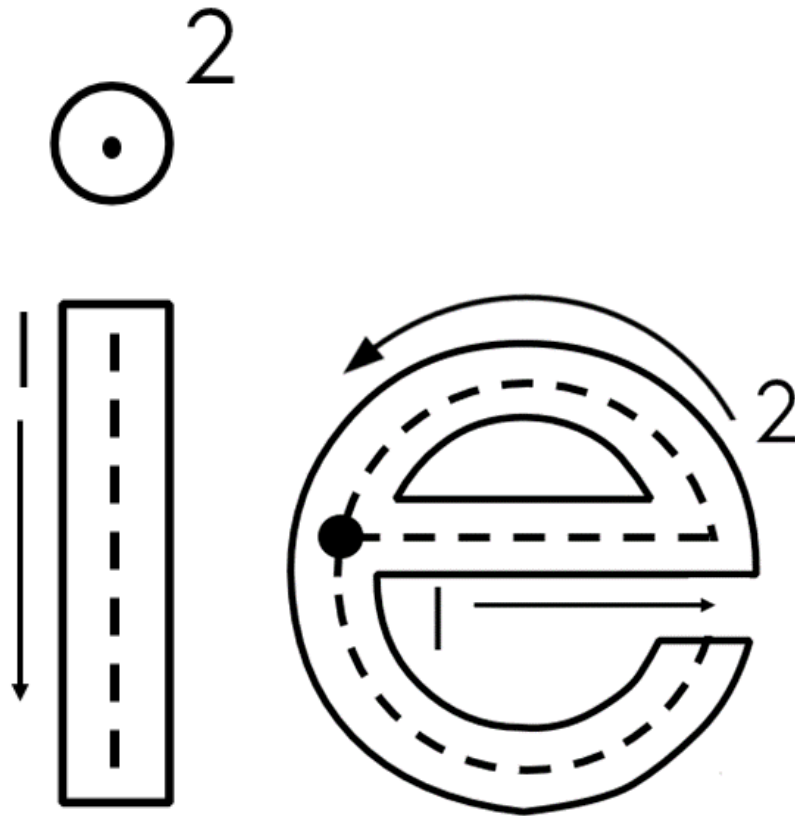
Skryf die ie-klank in die blokkies.

Vul die ie-klank in.

m ____ r t ____ r
 v ____ r sp ____ r
 dr ____ p ____ ts
 fl ____ k w ____ l

Skryf jou eie ie-woorde in die tabel.


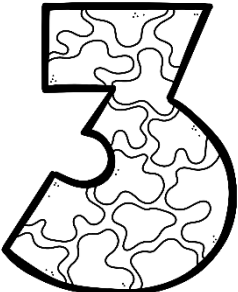

Skryf 'n sin met 'n ie-woord en onderstreep die woord met 'n inkleurpotlood.

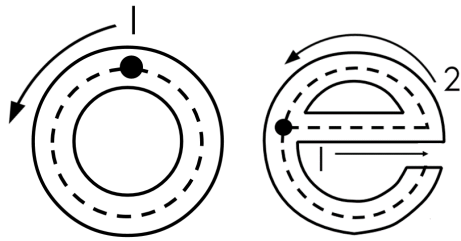


Lees die woorde en omkring die ie-klank in elke woord.


bier	skiet	geniet	drie	nies
spier	papier	klavier	wiel	fliet
siek	briek	kriek	piets	rivier

Skryf die woord neer vir elke prent.



Oefen om die oe-klank te skryf.



Skryf die oe-klank in die blokkies.

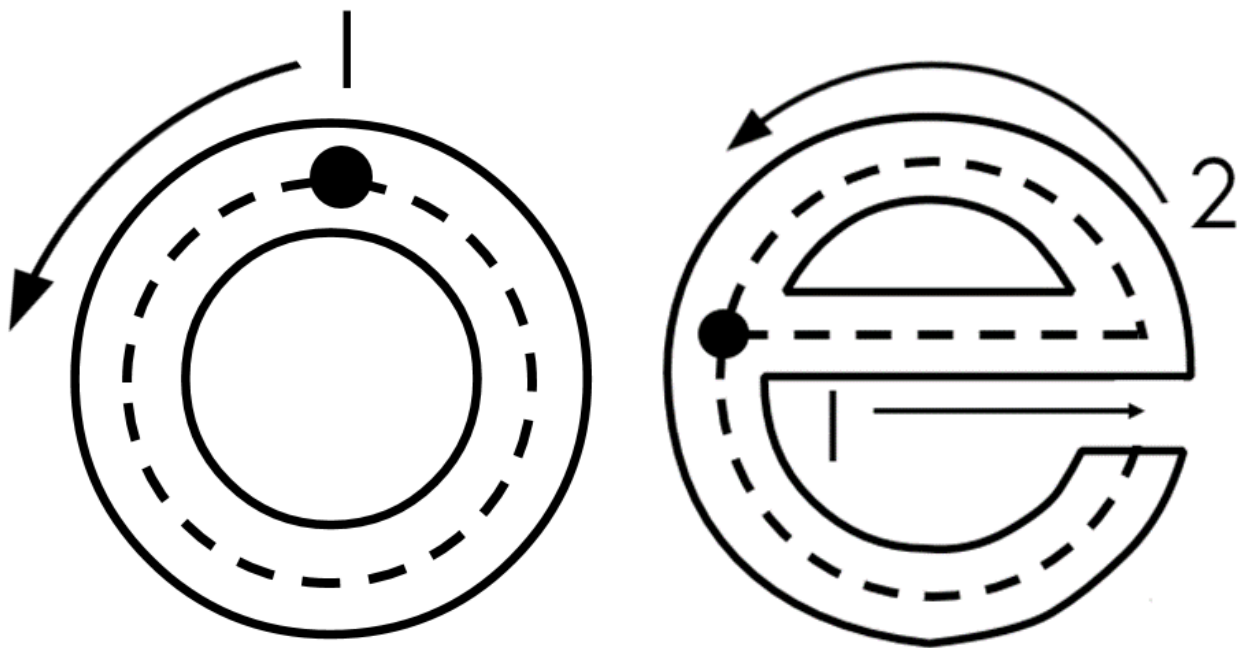
--	--

Vul die oe-klank in.

k ____ k s ____ t
s ____ k h ____ k
b ____ k vl ____ k
h ____ d d ____ k

Skryf jou eie oe-woorde in die tabel.




Skryf 'n sin met 'n oe-woord
en onderstreep die woord met
'n inkleurpotlood.

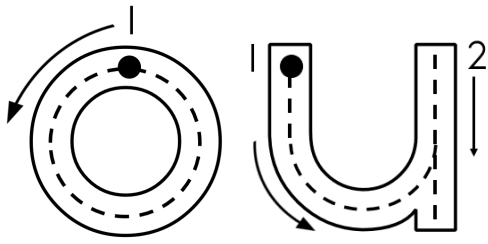


Lees die woorde en omkring die oe-klank in elke woord.


voet	boek	koek	moet
doek	vloek	bloes	hoed
soet	boer	soek	hoek

Skryf die woord neer vir elke prent.



Oefen om die ou-klank te skryf.



Skryf die ou-klank in die blokkies.

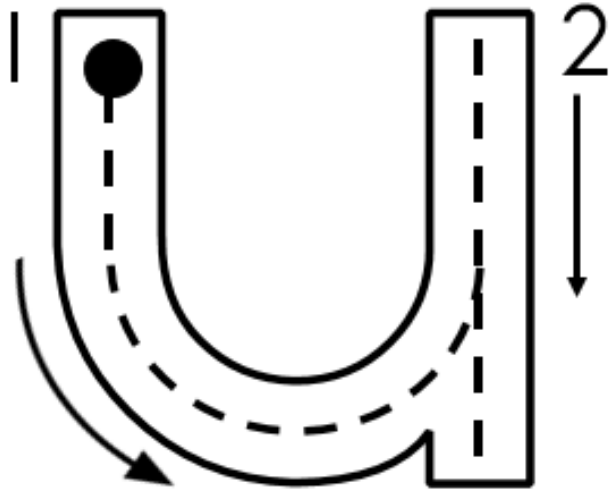
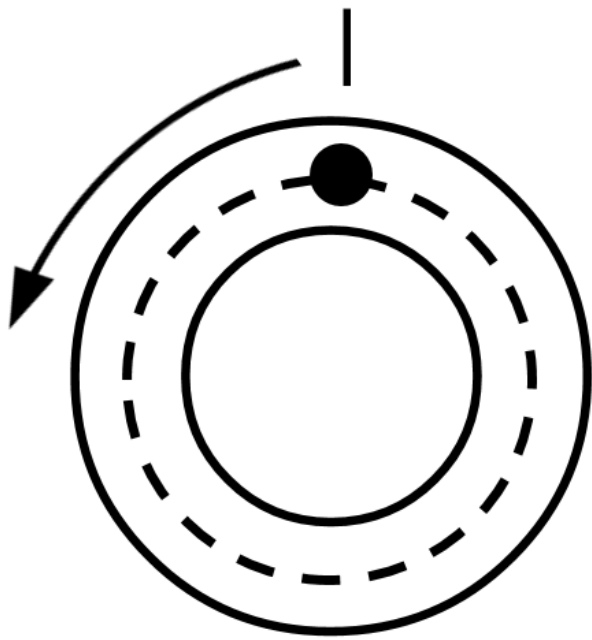
--	--

Vul die ou-klank in.

m _____ b _____ d
p _____ g _____ d
s _____ s k _____ d
h _____ t _____ ma

Skryf jou eie ou-woorde in die tabel.


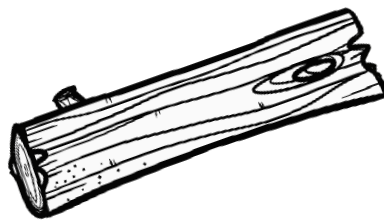
Skryf 'n sin met 'n ou-woord en onderstreep die woord met 'n inkleurpotlood.

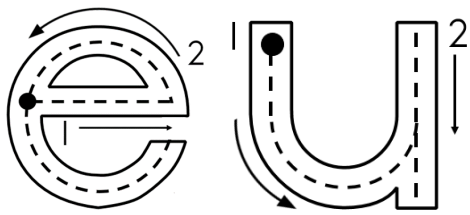


Lees die woorde en omkring die ou-klank in elke woord.


hout	sout	koud	oud
fout	boud	tou	benoud
stout	goud	mou	sous

Skryf die woord neer vir elke prent.





Oefen om die eu-klank te skryf.



Skryf die eu-klank in die blokkies.

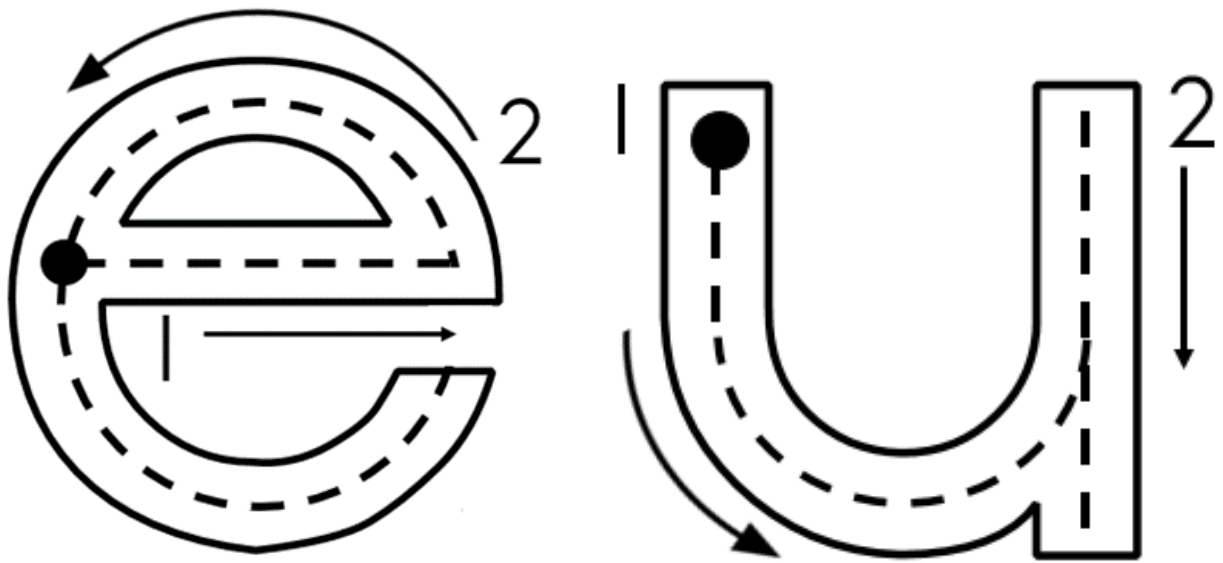
--	--

Vul die eu-klank in.

r ____ s dr ____ n
n ____ s b ____ r
g ____ t kr ____ n
n ____ t s ____ n

Skryf jou eie eu-woorde in die tabel.


Skryf 'n sin met 'n eu-woord
en onderstreep die woord met
'n inkleurpotlood.

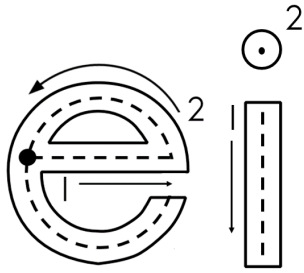


Lees die woorde en omkring die eu-klank in elke woord.


neus	reus	geut	reuk
skeur	dreun	steun	geur
neut	beur	seun	reun

Skryf die woord neer vir elke prent.

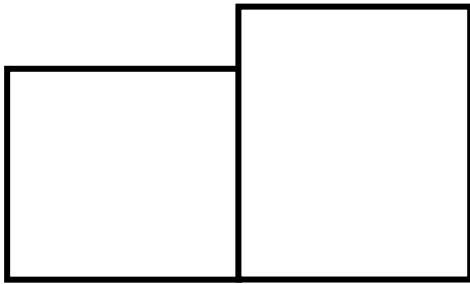




Oefen om die ei-klank te skryf.



Skryf die ei-klank in die blokkies.



Vul die ei-klank in.

r _____ s kl _____ n

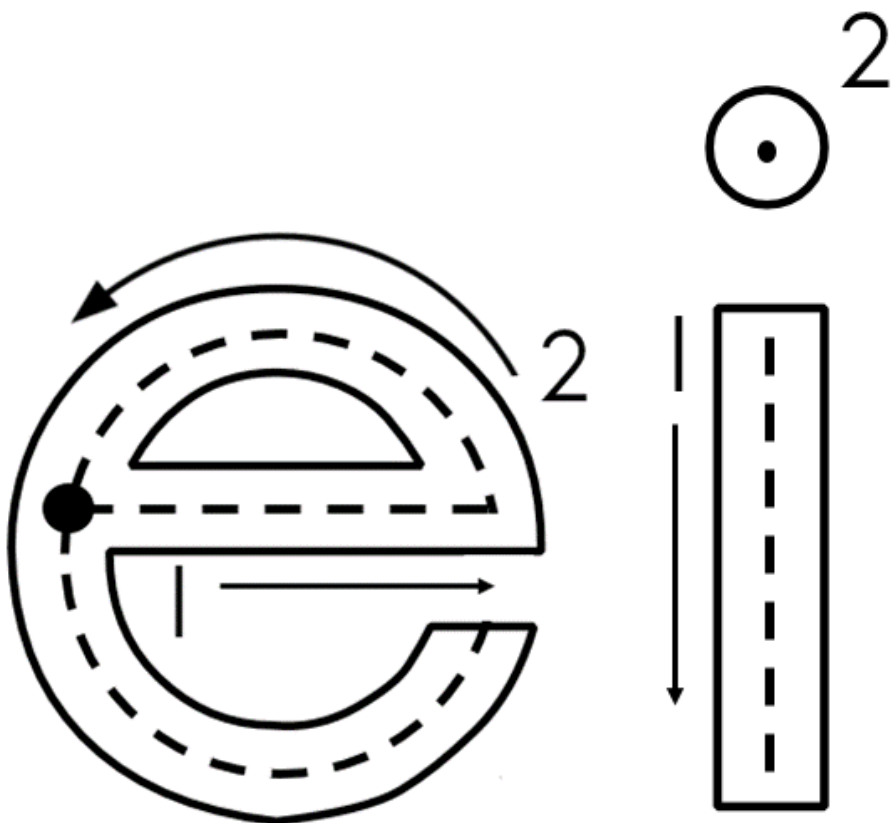
vl _____ s sk _____

br _____ n m _____ sie

tr _____ n v _____ lig

Skryf jou eie ei-woorde in die tabel.


Skryf 'n sin met 'n ei-woord en onderstreep die woord met 'n inkleurpotlood.

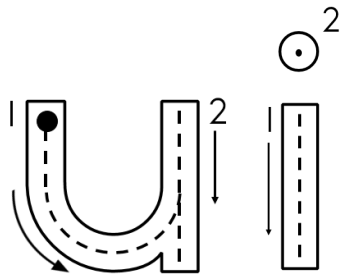


Lees die woorde en omkring die ei-klank in elke woord.

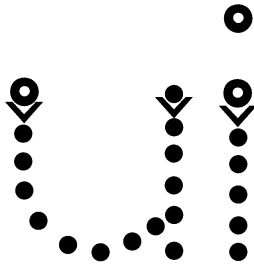
lei	geil	reis	trein
skei	trein	brein	eiland
wei	vleis	veilig	klein

Skryf die woord neer vir elke prent.

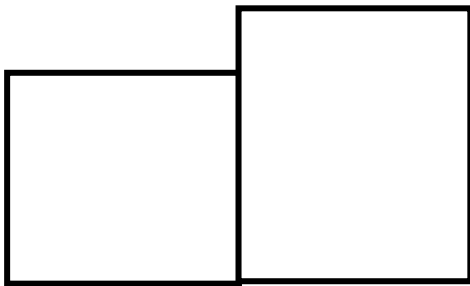




Oefen om die ui-klank te skryf.



Skryf die ui-klank in die blokkies.

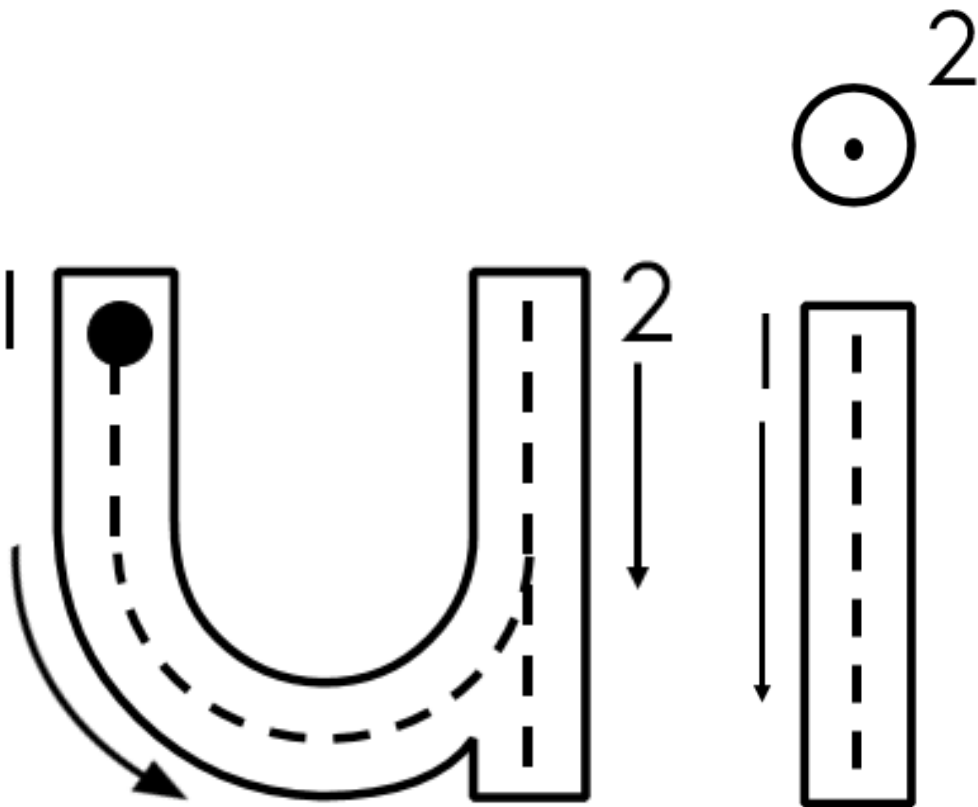


Vul die ui-klank in.

m ____ s h ____ l
 v ____ s kr ____ s
 l ____ ster gr ____ s
 v ____ l s ____ ker

Skryf jou eie ui-woorde in die tabel.


Skryf 'n sin met 'n ui-woord en onderstreep die woord met 'n inkleurpotlood.



Lees die woorde en omkring die ui-klank in elke woord.

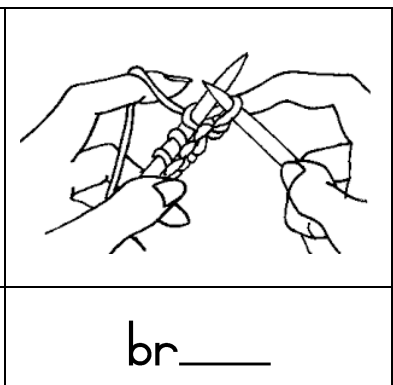
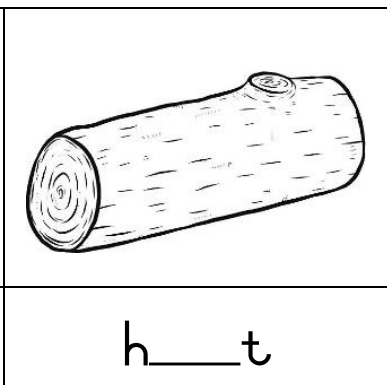




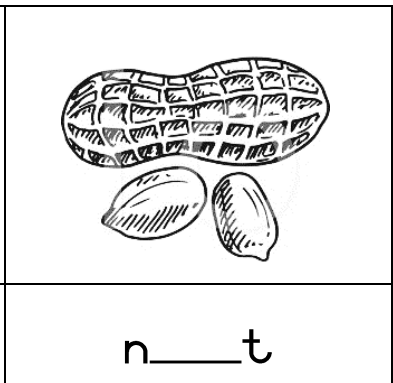

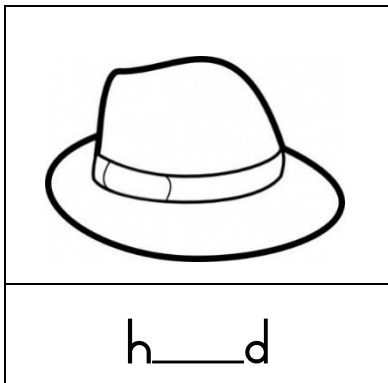

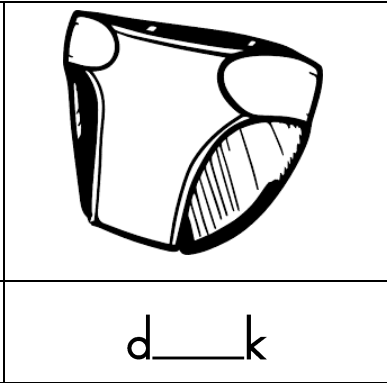
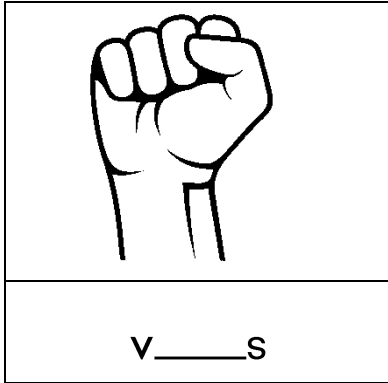
muis	vuis	huis	uit
skuil	gruis	kruis	kombuis
huil	vuil	suiker	luister

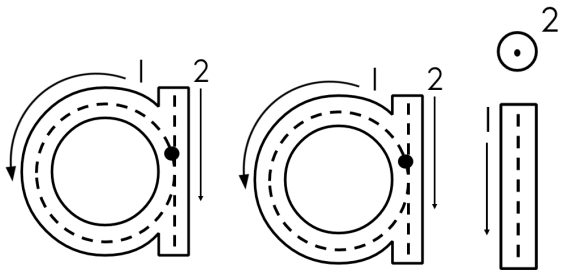
Skryf die woord neer vir elke prent.




Sê die prent se naam. Luister na die middelklank en vul die regte klank in.

-oe-, -ei-, -ie-, -eu-, -ui-





Oefen om die aai-klank te skryf.



Skryf die aai-klank in die blokkies.

--	--	--

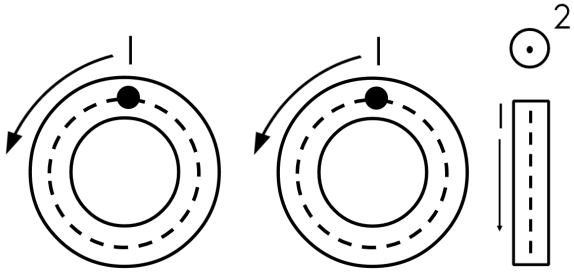
Vul die aai-klank in.

h _____	sw _____
t _____	kr _____
r _____	s _____
l _____	b _____


Skryf jou eie aai-woorde in die tabel.

Skommel die letters reg om aai-woorde te maak.

aswai	
aait	
raia	
biaa	
haia	
aial	



Oefen om die ooi-klank te skryf.



Skryf die ooi-klank in die blokkies.

--	--	--

Vul die ooi-klank in.

m _____

n _____

g _____

r _____

vl _____

h _____

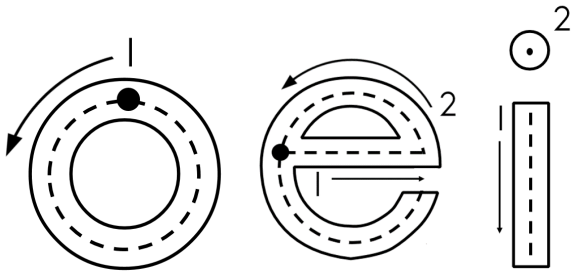
pl _____

pr _____


Skryf jou eie ooi-woorde in die tabel.

Skommel die letters reg om ooi-woorde te maak.

ooir	
ioon	
mioo	
goio	
ooih	
oiopl	



Oefen om die oei-klank te skryf.



Skryf die oei-klank in die blokkies.

--	--	--

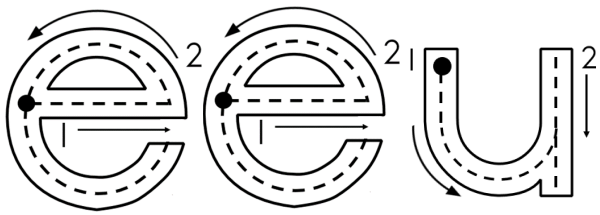
Vul die oei-klank in.

r _____	st _____
gr _____	k _____
kn _____	gl _____
b _____	br _____

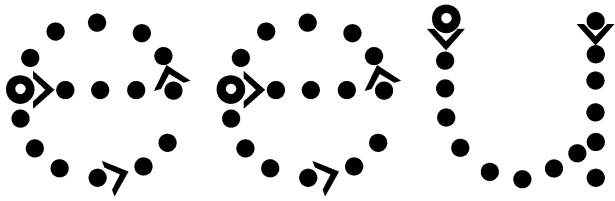
Skryf jou eie oei-woorde in die tabel.

Skommel die letters reg om oei-woorde te maak.

oeir	
keio	
oeist	
groie	
oeib	
goeil	



Oefen om die eeu-klank te skryf.




Skryf die eeu-klank in die blokkies.

--	--	--

Vul die eeu-klank in.

spr _____

m _____



Skryf jou eie eeu-woorde in die tabel.

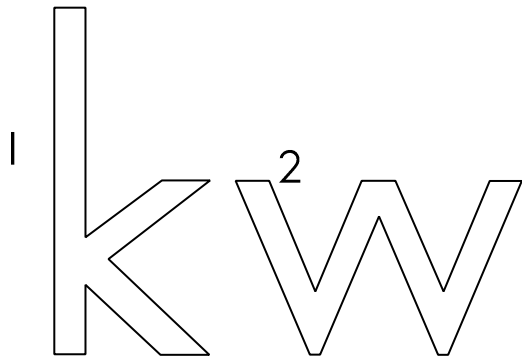
Skommel die letters reg om eeu-woorde te maak.

eue	
eeum	
leue	
eeuspr	

Kleur die kw-klank in.



1 - rooi

2 - oranje



- Lees die woorde.
- Kleur die kw-klank in.

kwyl	kwart
kwaak	kwass
kwaad	kweek



Kyk of jy die klanke kan saamvoeg om woorde te bou.

art →

--	--	--	--	--

kw → as →

--	--	--	--

kw → yl →

--	--	--	--

kw → aak →

--	--	--	--	--

Kleur die sw-klank in.


1 - blou

2 - groen

S W

- Lees die woorde.
- Kleur die sw-klank in.

swaai	swem
swaar	sweef
sweet	swik



Kyk of jy die klanke kan saamvoeg om woorde te bou.

aai →

em →

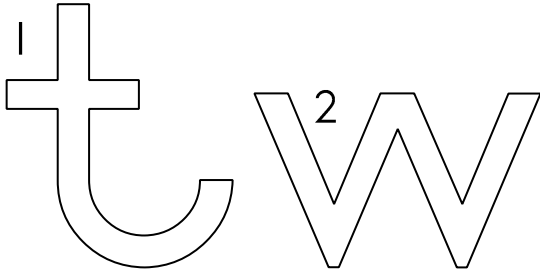
eef →

aar →

Kleur die tw-klank in.

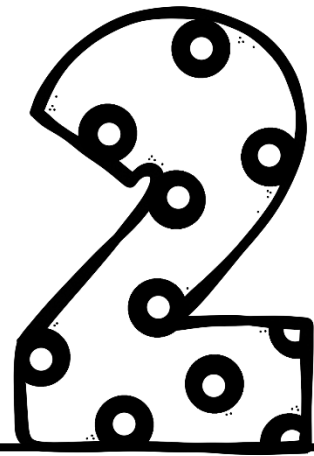
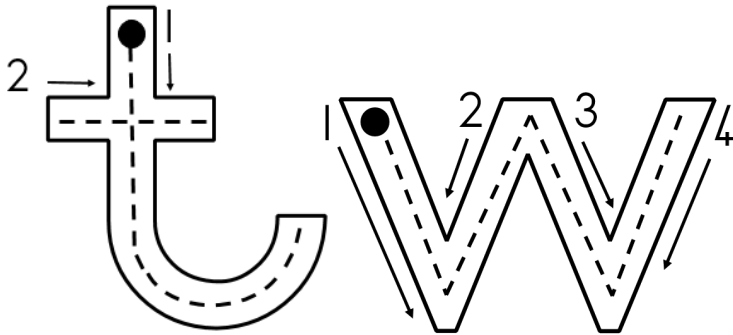
1 - pers

2 - groen



- Lees die woorde.
- Kleur die tw-klank in.

twee	twak
twaalf	twis
tweeling	twintig



Kyk of jy die klanke kan saamvoeg om woorde te bou.

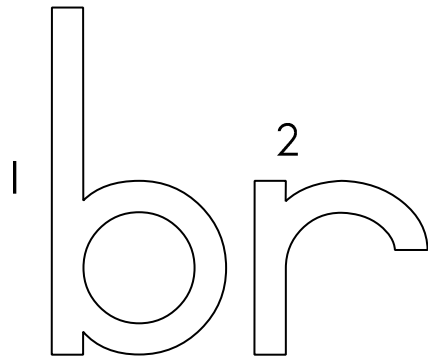
ee → [] [] [] []

ak → [] [] [] []

aalf → [] [] [] [] [] []

is → [] [] [] []

Kleur die br-klank in.

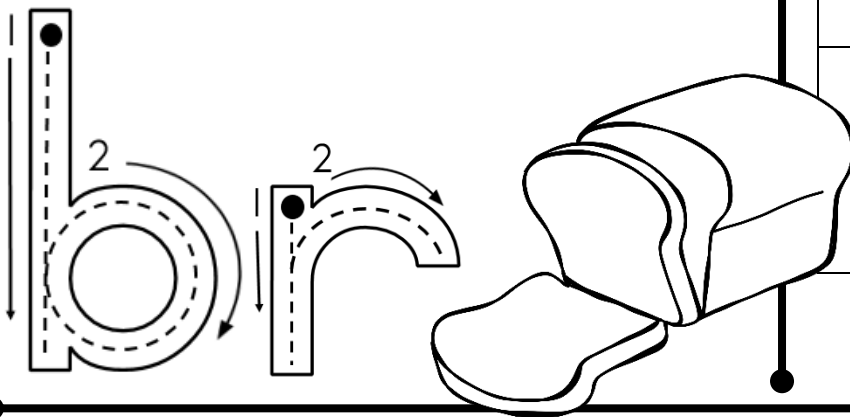


1 - pienk

2 - pers

- Lees die woorde.
- Kleur die br-klank in.

bring	braai
braai	brood
brei	brom
breek	bril
broek	bruid
brief	brak



Kyk of jy die klanke kan saamvoeg om woorde te bou.

aai →

--	--	--	--	--

ei →

--	--	--	--

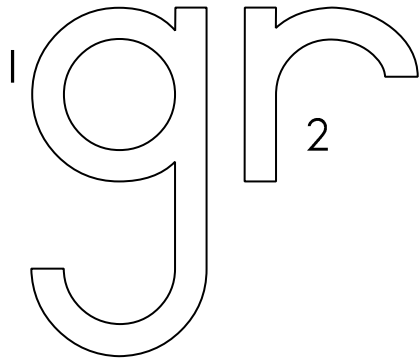
il →

--	--	--	--

ief →

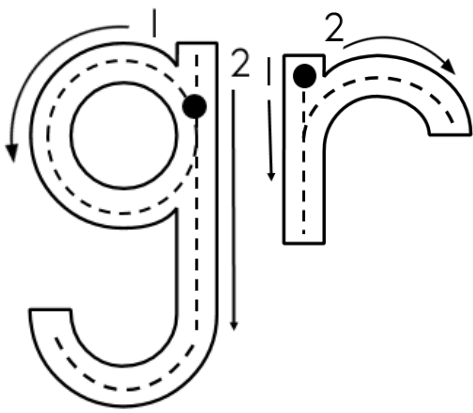
--	--	--	--	--

Kleur die gr-klank in.




1 - pers

2 - groen



- Lees die woorde.
- Kleur die gr-klank in.

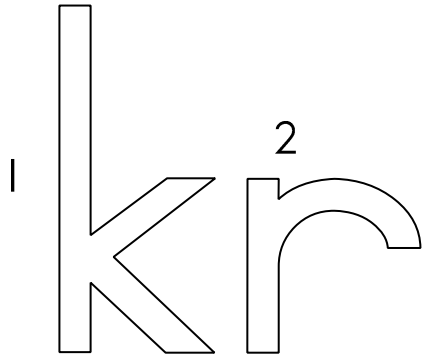
groen	grys
gras	grap
graf	graan
groet	graag
groot	gryp



Kyk of jy die klanke kan saamvoeg om woorde te bou.

oen	→				
aan	→				
as	→				
yp	→				

Kleur die kr-klank in.


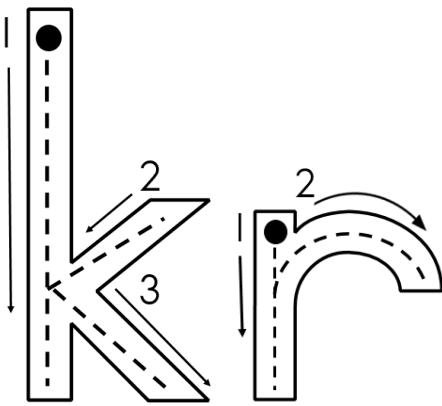


1 - grys

2 - swart

- Lees die woorde.
- Kleur die kr-klank in.

kring	kruis
kraai	kraag
kraan	krag
krap	kry
kruip	kriek
krul	kraak



Kyk of jy die klanke kan saamvoeg om woorde te bou.

aai →

--	--	--	--	--

ap →

--	--	--	--	--

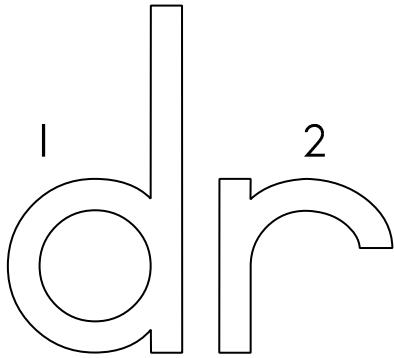
iek →

--	--	--	--	--

uis →

--	--	--	--	--

Kleur die dr-klank in.


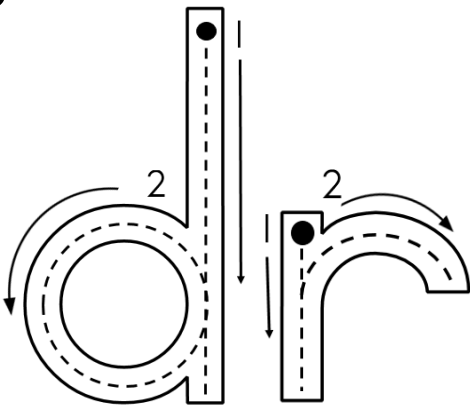


1 - pers

2 - oranje

- Lees die woorde.
- Kleur die dr-klank in.

drup	droog
drom	draai
draak	draf
dryf	droom
druip	druk



Kyk of jy die klanke kan saamvoeg om woorde te bou.

A glue stick with the letters 'dr' on its label. Four arrows point from the glue stick to four boxes containing the words 'aak', 'uk', 'oog', and 'om'. Each box is connected to a word-building grid.

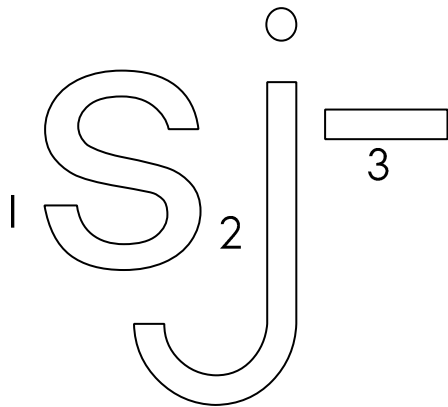
--	--	--	--	--

--	--	--	--	--

--	--	--	--	--

--	--	--	--	--


Kleur die s j-klank in.



- 1 - geel
- 2 - pers
- 3 - pienk

- Lees die woorde.
- Kleur die s j-klank in.

sjoe	sjef
sjuut	sjokolade
sjerrie	sjor
sjaal	sjieling

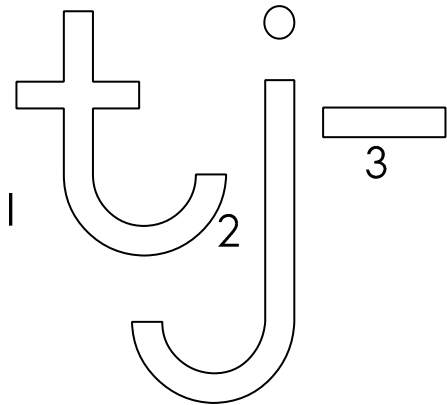


Oefen om die woorde te skryf.

sjoe	
sjef	
sjor	
sjuut	

sjokolade	
sjerrie	

Kleur die t,j-klank in.




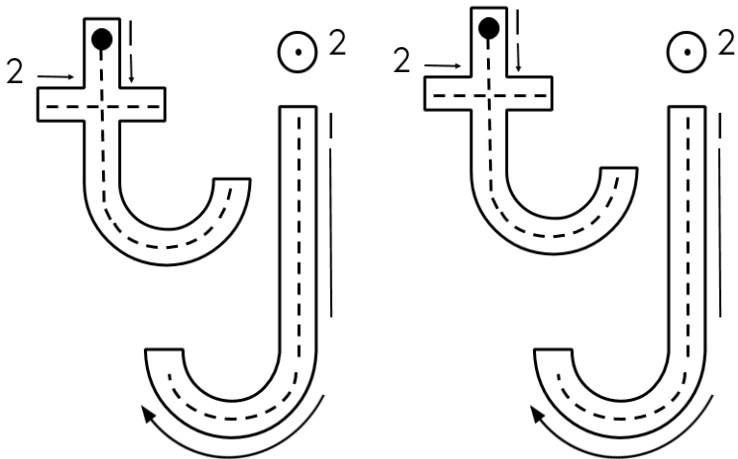
1 - geel

2 - groen

3 - pers

- Lees die woorde.
- Kleur die t,j-klank in.

tjank	tjirp
tjom	tjoepstil
tjalie	tjoekie
tjop	



Oefen om die woorde te skryf.

tjirp	
tjank	
tjom	
tjalie	

tjoepstil

tjoekie


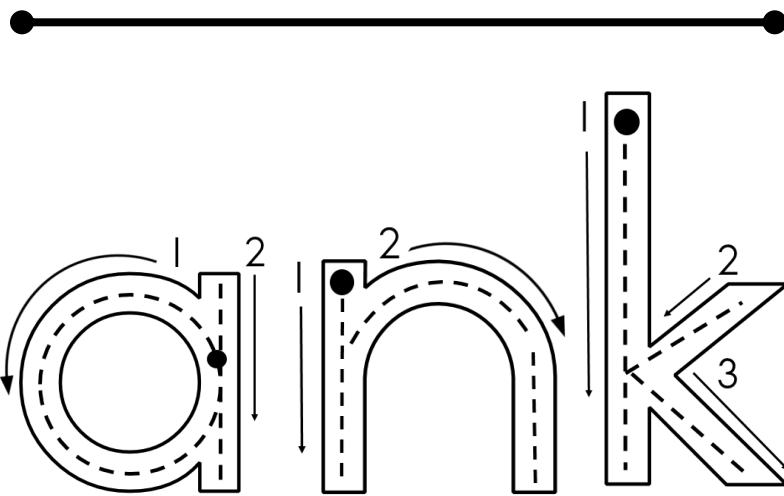
Kleur die ank-klank in.



- 1 - geel
- 2 - gryns
- 3 - rooi

- Lees die woorde.
- Kleur die ank-klank in.

klank	bedank
mank	rank
lank	tjank

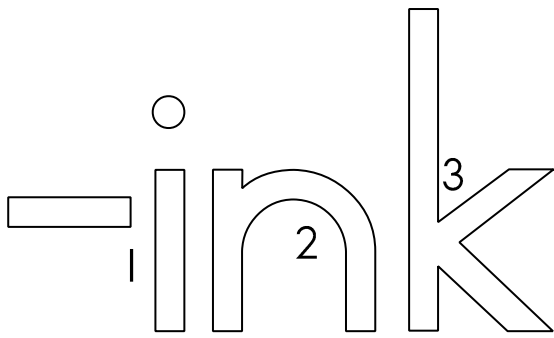


Oefen om die woorde te skryf.

ank	
mank	
lank	
rank	

bedank	
tjank	

Kleur die ink-klank in.





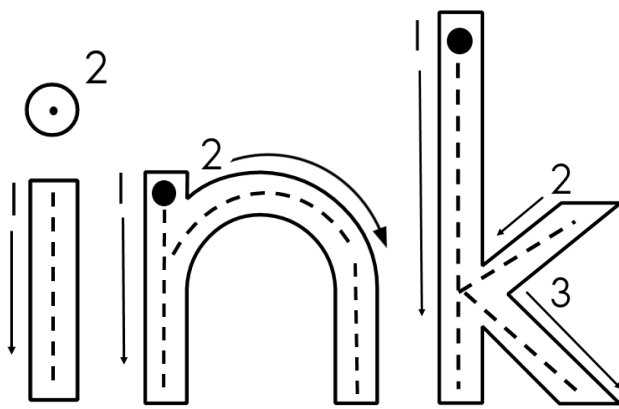
1 - blou

2 - gryns

3 - groen

- Lees die woorde.
- Kleur die ink-klank in.

stink	wink
hink	sink
blink	drink



Oefen om die woorde te skryf.

stink	
hink	
blink	
stink	

stink
hink


Selfstandige naamwoorde

vat sien

'n Selfstandige
naamwoord is
iets waaraan jy
kan vat of iets
wat jy kan sien.

Onderstreep die selfstandige naamwoord in
elke sin met kleurpotlood.

1. David lees 'n boek.
2. Die man eet 'n stuk koek.
3. Die hond jaag 'n kat.
4. Die seun sit op 'n stoel.
5. Karla sit op 'n tafel.



Skryf elke selfstandige naamwoord onder die
korrekte opskrif.

Jannie

Durban

boek

skoel

Anna

Kaapstad

pen

Persoon

Plek

Voorwerp


Persoon

Plek

Voorwerp

Voornaamwoorde

Dit wys dat
iets aan
iemand
behoort.




“Ek lees MY
boek.”

ek	ons	my	hy	hulle
my	ons s'n	hare	syne	sy
myne	joune	haar	hulle s'n	julle

Gebruik die woorde in die tabel om die sinne te voltooi en
kleur dan die blokkie in wat jy gebruik het.

1. Ek eet _____ kos.
2. Boetie eet _____ kos.
3. Klara slaap, want _____ is moeg.
4. Ben drink koeldrank, want _____ is dors.
5. Die kinders eet _____ lekkers.
6. Lisa kam _____ hare elke sag.
7. Oupa kom kuier by _____
8. Juffrou sê: “_____ is baie soet vandag.”



Voorsetsels

'n Voorsetsel is 'n klein woordjie wat die posisie van 'n selfstandige naamwoord aandui.

Gebruik die woorde om die sinne te voltooi.

bo-op

onder



voor

tussen



binne

langs

agter



Die muis staan _____
die sampioen, nie
voor hom nie.



Alfabetiese volgorde



- STAP 1 – Kyk na die eerste letter van die woord, bv. appel is voor deur.
- STAP 2 – Kyk na die tweede letter van die woord, bv. die “e” in deur is voor die “p” in appel.
- As die tweede letter dieselfde is kyk na die derde letter in die woord, bv. die “l” in bul is voor die “s” in bus.

Nommer die woorde sodat hulle in alfabetiese volgorde is. Gebruik 1, 2 en 3.

	kat
	hen

	mat
	man

	kas
	nek

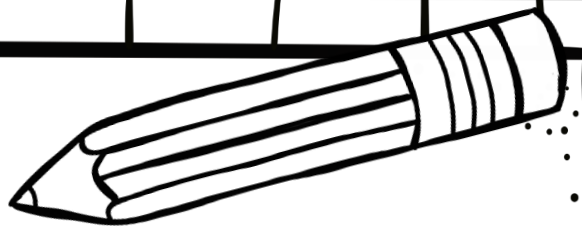
a b c d e

	rus
	rug
	roei

	son
	sak
	skool

	rus
	rug
	roei

Teken elke leesteken langs sy naam.



vraagteken

punt

uitroepteken

komma

Skryf die sin oor en vul die hoofletters en leestekens in.

hou jy van skyfies

mamma bak vir ons koek

kyk daar is 'n slang in die gras

in die aand skyn die maan

Rymwoorde

Rymwoorde is woorde wat dieselfde klink.

Verbind die rymwoorde met mekaar.

dag		klaar
uit		bring
sing		nag
haar		fluit

vlieg		kaart
koek		stort
Maart		bieg
kort		boek

Skryf jou eie rymwoord vir die volgende woorde.

mier

dief

koek

kaas


peer

huis

Meervoude

Spelreël:

Wanneer 'n woord 'n kort klinker in die middel het, verdubbel die medeklinker en kom-e by.

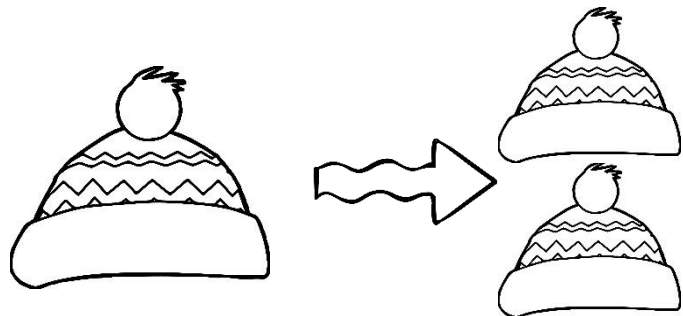


vis visse

tak	takke
jas	jasse
rak	rakke
sak	sakke

vis	visse
vin	vinne
wip	wippe
sin	sinne


pen	penne
vel	velle
rek	rekke
pet	pette



mus musse

bom	bomme
prop	proppe
mus	musse
krul	krulle



trop	troppe
grap	grappe
trap	trappe
prop	proppe




ster sterre

slot	slotte
stok	stokke
ster	sterre
vlek	vlekk
blik	blikke
skil	skille
druk	drukke

stam	stamme
stem	stemme
blom	blomme
vlam	vlamme



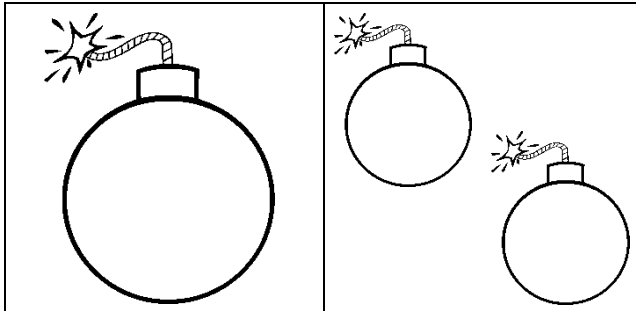
blom



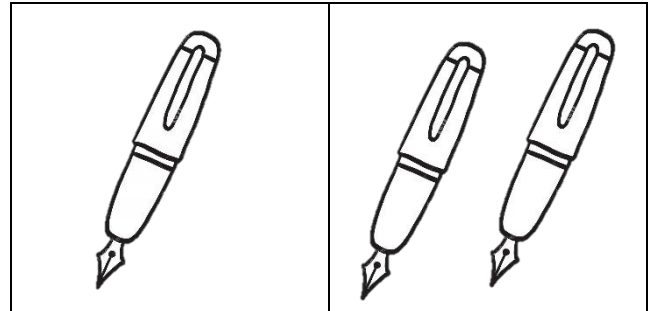
blomme

Meervoude


Voltooi die meervoude.




bom



pen



vis



blom

Skryf die meervoud neer.

jas	
tak	
krul	
vlam	
rak	

stok	
slot	
stem	
prop	
wip	

Toekomende tyd

Skryf elkeen van die sinne oor deur die sin met **Môre** te begin.

Ek eet my kos.

Môre sal ek my kos eet.

Ek gaan na Ester toe.


Ek speel met Ester.

Ons ry in 'n trein.

Oupa plant blomme in die tuin.

Ek doen my huiswerk.

Kleur die ge-klank in.



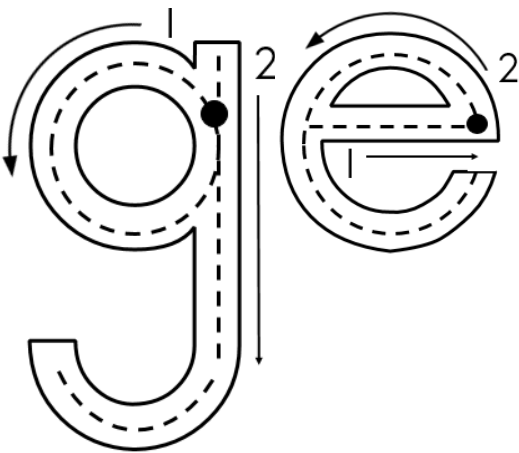
1 - geel

2 - rooi

Verlede tyd

Skryf die woorde in die verlede tyd.

hardloop	
sing	
wen	
groet	
dans	
slaap	
spring	
kyk	



gehardloop
gesing
gewen
gegroet
gedans
geslaap
gespring
gekyk

Verbind die woorde in die verlede tyd met sy woord in die teenwoordige tyd.

eet	sing	skop	druk	hardloop	was
-----	------	------	------	----------	-----

het gedruk	het gehardloop	het gewas	het gesing	het geëet	het geskop
------------	----------------	-----------	------------	-----------	------------

Skryf hierdie sinne oor en begin met Gister.

Anita ry op Jabu se fiets.

Sy kyk na haar suster se rok.