

# Wiskunde

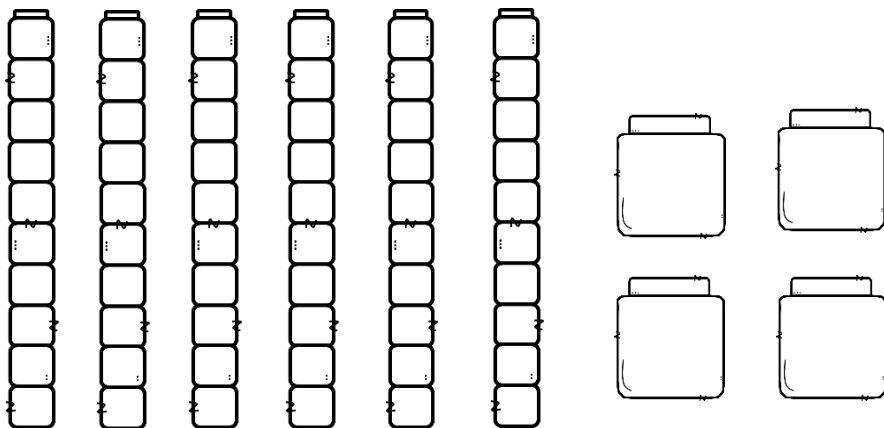
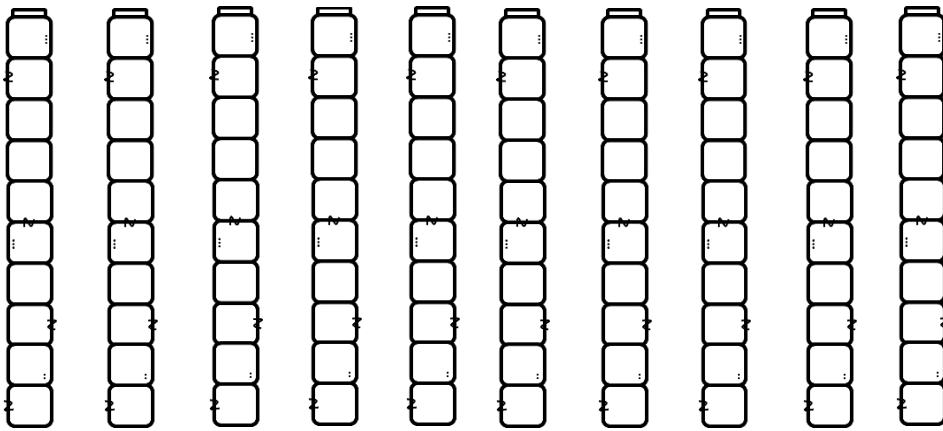
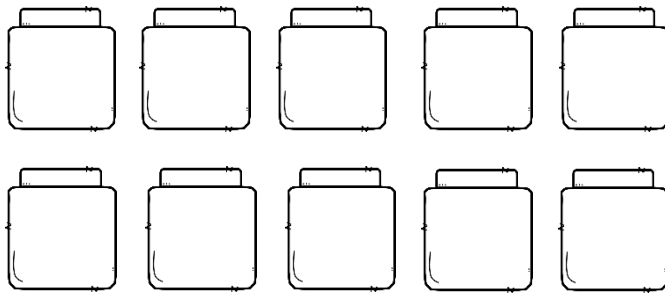

Graad 2 - Kwartaal 1




Naam:


# Tel

Tel die blokkies en skryf jou antwoord in die blok.





# Tel aan



1. Tel aan in 2s.

a. 180, 182, \_\_\_\_\_, \_\_\_\_\_, \_\_\_\_\_, \_\_\_\_\_.

b. 94, 96, \_\_\_\_\_, 100, \_\_\_\_\_, \_\_\_\_\_, 106.

c. 88, \_\_\_\_\_, 92, \_\_\_\_\_, \_\_\_\_\_, \_\_\_\_\_.

2. Tel aan in 10e.

a. 100, 110, \_\_\_\_\_, \_\_\_\_\_, \_\_\_\_\_, \_\_\_\_\_, 160.

b. 42, 52, 62, \_\_\_\_\_, \_\_\_\_\_, \_\_\_\_\_, \_\_\_\_\_.

c. 40, \_\_\_\_\_, \_\_\_\_\_, 70, 80, \_\_\_\_\_, \_\_\_\_\_.

3. Tel aan in 5e.

a. 5, 10, 15, \_\_\_\_\_, \_\_\_\_\_, \_\_\_\_\_, \_\_\_\_\_.


b. 75, 80, \_\_\_\_\_, \_\_\_\_\_, \_\_\_\_\_, \_\_\_\_\_, 105.

c. 105, 110, \_\_\_\_\_, \_\_\_\_\_, \_\_\_\_\_, \_\_\_\_\_.


4. Tel aan in 1e.

189, 190, \_\_\_\_\_, \_\_\_\_\_, \_\_\_\_\_, \_\_\_\_\_,

\_\_\_\_\_, \_\_\_\_\_, 198, \_\_\_\_\_, \_\_\_\_\_.



# Tel terug



1. Tel terug in 2s.

a. 200, 198, \_\_\_\_\_, \_\_\_\_\_, \_\_\_\_\_, 190, \_\_\_\_\_.

b. 124, 122, \_\_\_\_\_, \_\_\_\_\_, \_\_\_\_\_, \_\_\_\_\_, \_\_\_\_\_.

c. 56, \_\_\_\_\_, \_\_\_\_\_, \_\_\_\_\_, 48, \_\_\_\_\_, \_\_\_\_\_.

2. Tel terug in 10e.

d. 100, 90, \_\_\_\_\_, \_\_\_\_\_, \_\_\_\_\_, \_\_\_\_\_, 40.

e. 200, \_\_\_\_\_, \_\_\_\_\_, \_\_\_\_\_, \_\_\_\_\_, \_\_\_\_\_, 140.

f. 85, 75, 65, \_\_\_\_\_, \_\_\_\_\_, \_\_\_\_\_, \_\_\_\_\_.

3. Tel terug in 5e.

d. 200, 195, \_\_\_\_\_, \_\_\_\_\_, 180, \_\_\_\_\_, \_\_\_\_\_.


e. 55, \_\_\_\_\_, \_\_\_\_\_, 85, \_\_\_\_\_, \_\_\_\_\_, \_\_\_\_\_.

f. 120, \_\_\_\_\_, \_\_\_\_\_, \_\_\_\_\_, 100, \_\_\_\_\_, \_\_\_\_\_.

4. Tel terug in 1e.

200, 199, \_\_\_\_\_, \_\_\_\_\_, \_\_\_\_\_, \_\_\_\_\_, \_\_\_\_\_,  
\_\_\_\_\_, \_\_\_\_\_, 191, \_\_\_\_\_, \_\_\_\_\_.

# Getalblok pret



Jou juffrou gaan vir jou die volgende instruksies gee om te doen. Luister mooi.

1. Kleur die syfer 2 met geel in.
2. Tel van 2 af in 2s tot by 40 en kleur dit elke keer geel in soos jy tel.
3. Kleur die syfer 62 met pers in.
4. Tel terug in 2s van 62 af tot by 42 en kleur dit elke keer met pers in.
5. Kleur die syfer 100 met rooi in.
6. Tel terug in 10e van 100 af tot by 80 en kleur dit elke keer rooi in.
7. Kleur die getal 70 groen in.
8. Wat is 5 meer as 70? Kleur die nuwe getal in.

1	2	3	4	5	6	7	8	9	10
11	12	13	14	15	16	17	18	19	20
21	22	23	24	25	26	27	28	29	30
31	32	33	34	35	36	37	38	39	40
41	42	43	44	45	46	47	48	49	50
51	52	53	54	55	56	57	58	59	60
61	62	63	64	65	66	67	68	69	70
71	72	73	74	75	76	77	78	79	80
81	82	83	84	85	86	87	88	89	90
91	92	93	94	95	96	97	98	99	100



Skryf die getalsimbole vir die getalname.

Veertig	
---------	--

Ses en sewentig	
-----------------	--

Twee en twintig	
-----------------	--

Een honderd	
-------------	--

Vyf en vyftig	
---------------	--

Drie en tagtig	
----------------	--

Skryf die getalname vir die getalsimbole.

22	
----	--


15	
----	--

25	
----	--

11	
----	--



9	
---	--

18	
----	--





Help die dinosourus om die getalle in die eiers by hul regte name te pas. Trek 'n lyn met 'n linaal.



Agt en sestig


Vyftig

Nege en tagtig

Drie en veertig

Een honderd

Kleiner as, groter as en gelyk aan



Skryf of die voorste getal  
kleiner as, groter as of gelyk  
aan die agterste getal is.


15  25

25  25


19  18

21  11





Waar is  
die getal?



14

15

16



17

18

19

1. Watter getal is eerste? \_\_\_\_\_
2. Watter getal is laaste? \_\_\_\_\_
3. Watter getal is tussen 15 en 17? \_\_\_\_\_
4. Watter getal is vyfde? \_\_\_\_\_
5. Watter getal kom voor 15? \_\_\_\_\_
6. Watter getal kom voor 19? \_\_\_\_\_
7. Watter getal kom na 18? \_\_\_\_\_
8. Watter getal kom na 16? \_\_\_\_\_
9. Hoeveel getalle is daar altesaam? \_\_\_\_\_
10. Kyk na die eerste getal en vul in of hy meer as, minder as of gelyk aan die tweede getal is.
  - a. 16 \_\_\_\_\_ 18
  - b. 14 \_\_\_\_\_ 14
  - c. 19 \_\_\_\_\_ 15
  - d. 17 \_\_\_\_\_ 17

# Rangskik



18

21

10

7

25

9

20

13

Rangskik die getalle wat op die vlaggies is van klein na groot.

Rangskik die getalle wat op die vlaggies is van groot na klein.

Rangskik die getalle wat op die vlaggies is van klein na groot.

Rangskik die getalle wat op die vlaggies is van groot na klein.

11

3

17




24

16


8

23

6



# PLEKWAARDE



Breek die getalle op in tiene en ene. Byvoorbeeld  $18 = 1$  tien en  $8$  ene.



tiene	ene



tiene	ene



tiene	ene



tiene	ene

Breek die getalle op in tiene en ene. Byvoorbeeld  $13 = 10 + 3$


14	10	4
24		
11		
16		

23	20	3
22		
12		
17		

# PLEKWAARDE

Voltooi die sinne.

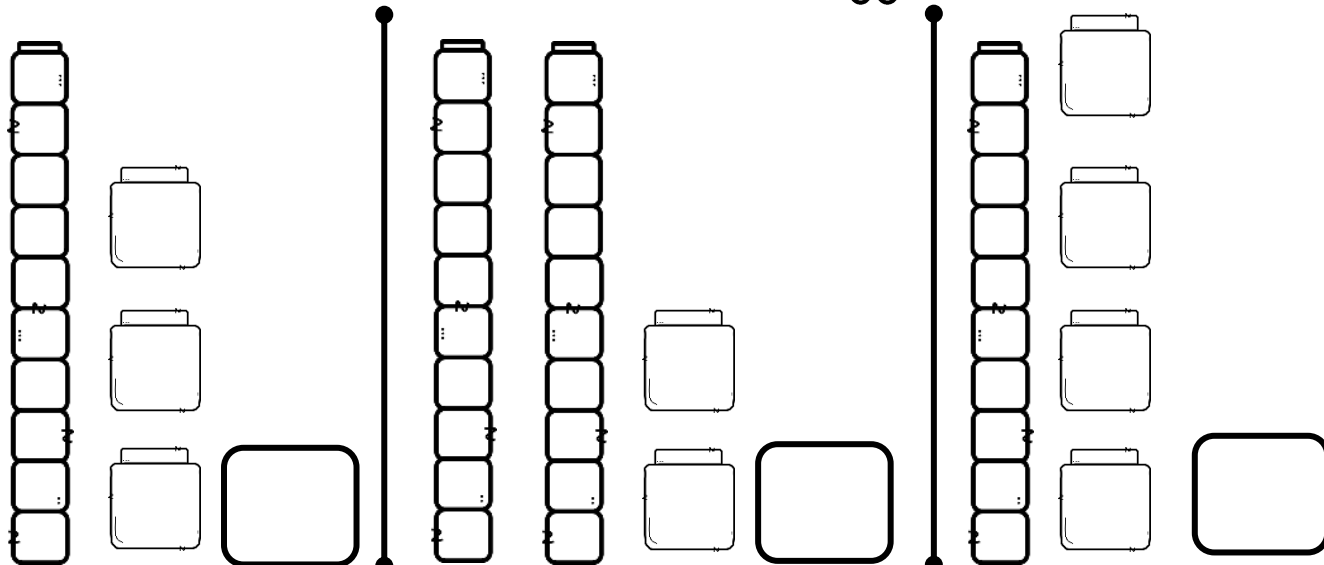
1.  $23 = \underline{\quad}$  tiene en 3 ene.
2.  $18 = 1$  tien en  $\underline{\quad}$  ene.
3.  $12 = \underline{\quad}$  tien en 2 ene.
4.  $24 = 2$  tiene en  $\underline{\quad}$  ene.



Beantwoord die vrae.

1. Watter getal verteenwoordig die 7 in die getal 27?  
 $\underline{\quad}$
2. Watter getal verteenwoordig die syfer 2 in die getal 27?  $\underline{\quad}$
3. Watter getal verteenwoordig die syfer 2 in die getal 29?  $\underline{\quad}$
4. Watter getal verteenwoordig die syfer 9 in die getal 29?  $\underline{\quad}$

Hoeveel blokkies tel jy?



# Plekwaarde

Skryf die plekwaarde van die onderstreepte syfers.

75

76

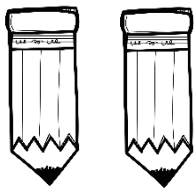
63

33

32


56

Groepe van 2




- 1 groep van 2 is \_\_\_
- 2 groepe van 2 is \_\_\_
- 3 groepe van 2 is \_\_\_
- 4 groepe van 2 is \_\_\_
- 5 groepe van 2 is \_\_\_

Groepe van 3




- 1 groep van 3 is \_\_\_
- 2 groepe van 3 is \_\_\_
- 3 groepe van 3 is \_\_\_
- 4 groepe van 3 is \_\_\_
- 5 groepe van 3 is \_\_\_

Groepe van 4

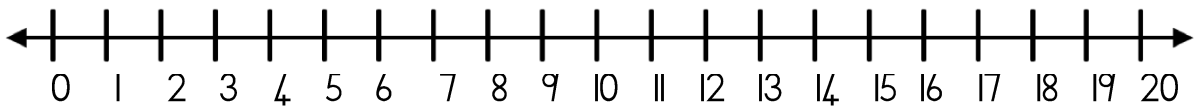


- 1 groep van 4 is \_\_\_
- 2 groepe van 4 is \_\_\_
- 3 groepe van 4 is \_\_\_
- 4 groepe van 4 is \_\_\_
- 5 groepe van 4 is \_\_\_



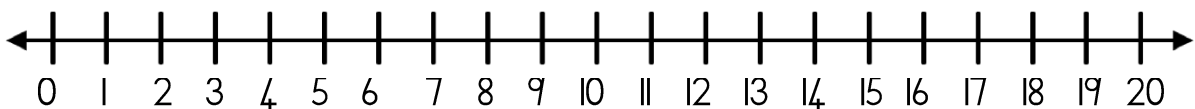
Gebruik die getallelyn om die volgende probleme op te los. Jy moet jou antwoord op die getallelyn wys. Jy moet ook 'n getalsin vir jou som skryf.

Ben het 6 albasters. David het 6 meer albasters as Ben. Hoeveel albasters het David?



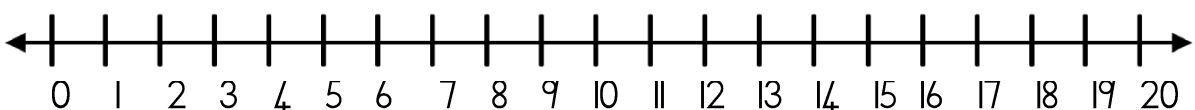
Getalsin: \_\_\_\_\_

Divan se ma het 19 kolwyntjies gebak vir sy verjaarsdag. Sy maats eet 15 van die kolwyntjies. Hoeveel kolwyntjies bly oor?



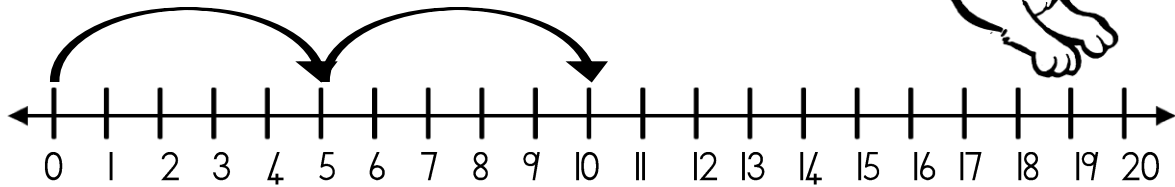

Getalsin: \_\_\_\_\_

Mia het 11 blomme gepluk in die tuin. Haar sussie kom gee vir haar 6 blomme. Hoeveel blomme het Mia nou?

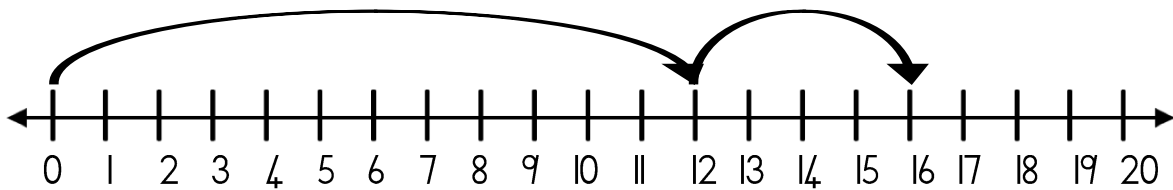


Getalsin: \_\_\_\_\_

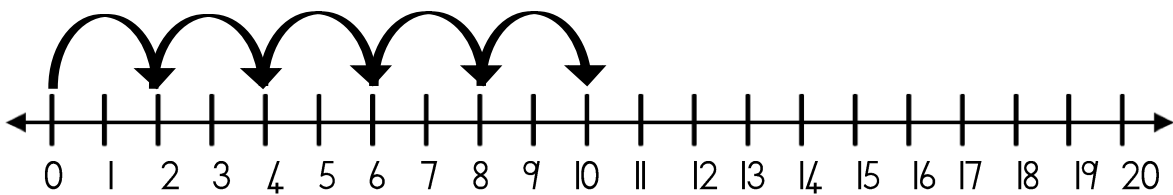
Meneer haas hop lekker deur die bos. Help die haas om 'n som neer te skryf vir hoe hy hop. Gebruik die getallelyn om die antwoord uit te werk.



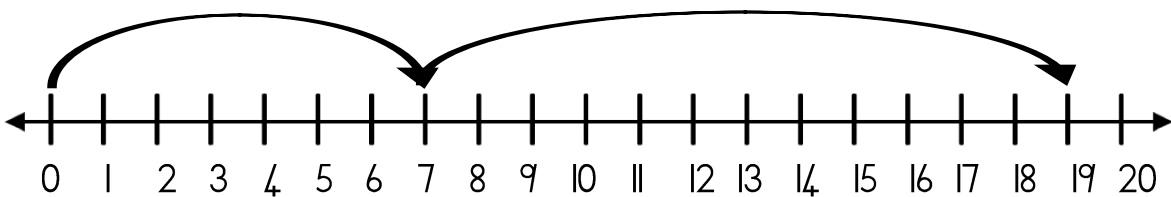
$$\square + \square = \square$$




$$\square + \square = \square$$




$$\square + \square + \square + \square + \square = \square$$










$$\square + \square = \square$$



# Herhaalde optelling



Tel die appels deur gebruik te maak van herhaalde optelling.  
Skryf jou antwoord in die blok. Jy moet 'n getalsin skryf.



1. 'n Boer het 7 appelbome en daar is 10 appels aan elke boom. Hoeveel appels is daar altesaam?

\_\_\_\_\_

2. Die boer pak 5 appels in 7 sakkies. Hoeveel appels is daar altesaam in die sakkies gepak?

\_\_\_\_\_








































# Geld

Benoem die volgende geld.



# Geld

Kleur die geld in sodat dit dieselfde waarde het.

Skryf die antwoord neer.

- $R1 + R2 = \underline{\hspace{2cm}}$
- $R10 + R5 + R3 = \underline{\hspace{2cm}}$
- $50c + 50c = \underline{\hspace{2cm}}$
- $R5 + R1 + 50c = \underline{\hspace{2cm}}$
- $20c + 20c + 20c = \underline{\hspace{2cm}}$

Tel die geld in elke ry en skryf die totaal in die blokkie neer.



=



=



=




=



=



# HOOFREKENE



Dit kom voor 15 = \_\_\_\_\_

Dit kom voor 11 = \_\_\_\_\_

Dit kom na 17 = \_\_\_\_\_

Dit kom na 18 = \_\_\_\_\_

1 minder as 13 = \_\_\_\_\_

1 minder as 12 = \_\_\_\_\_

1 meer as 13 = \_\_\_\_\_

1 meer as 12 = \_\_\_\_\_

2 minder as 15 = \_\_\_\_\_

2 minder as 18 = \_\_\_\_\_

2 meer as 15 = \_\_\_\_\_

2 meer as 18 = \_\_\_\_\_

Wat is minder, 13 of 15? \_\_\_\_\_

Wat is meer, 13 of 14? \_\_\_\_\_

Wat is minder, 12 of 21? \_\_\_\_\_

Watter getal kom tussen 11 en 13? \_\_\_\_\_

Watter getal kom tussen 16 en 18? \_\_\_\_\_

---

 $2 + 8 = \underline{\quad}$

$4 + 4 = \underline{\quad}$

$2 + 2 = \underline{\quad}$

$8 - 4 = \underline{\quad}$

$5 + 5 = \underline{\quad}$

$6 + 4 = \underline{\quad}$

$8 - 3 = \underline{\quad}$

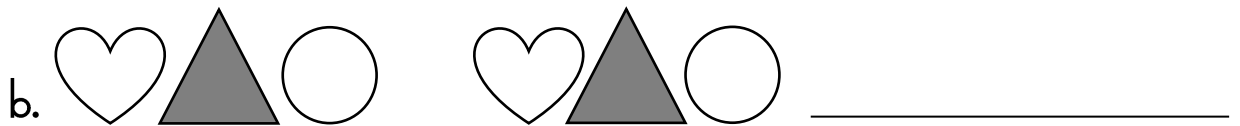
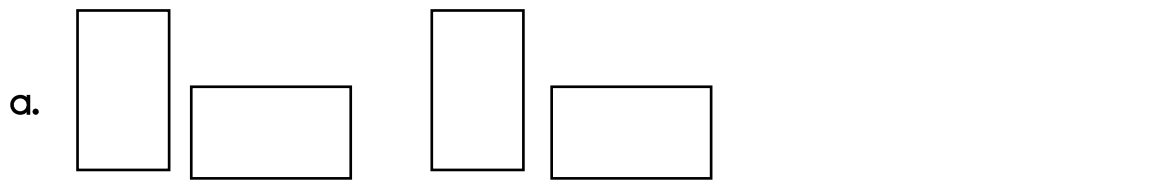
$3 + 3 = \underline{\quad}$

$10 - 5 = \underline{\quad}$


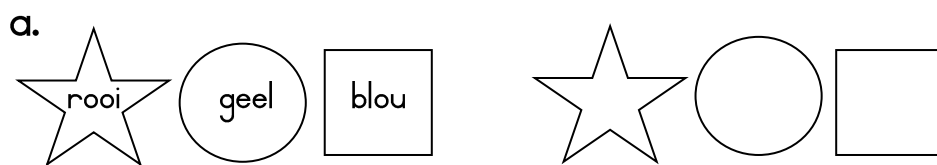
$9 + 1 = \underline{\quad}$

# Patrone

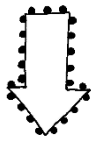
Teken die volgende vorms van die patroon.



Kleur die vorms op die volgende maniere in sodat dit 'n patroon vorm.



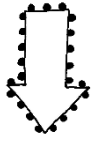
# Tel aan en terug



100



99



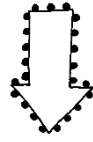
11



22



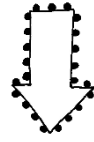
33



90



80





55



60

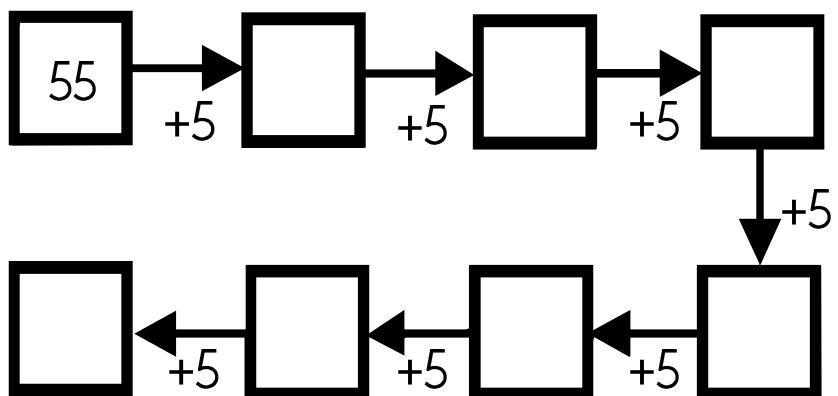

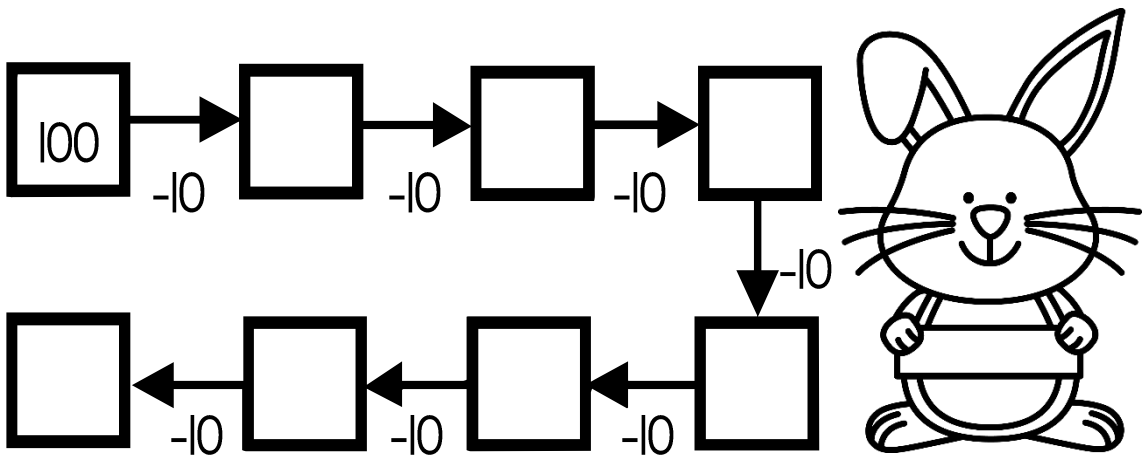
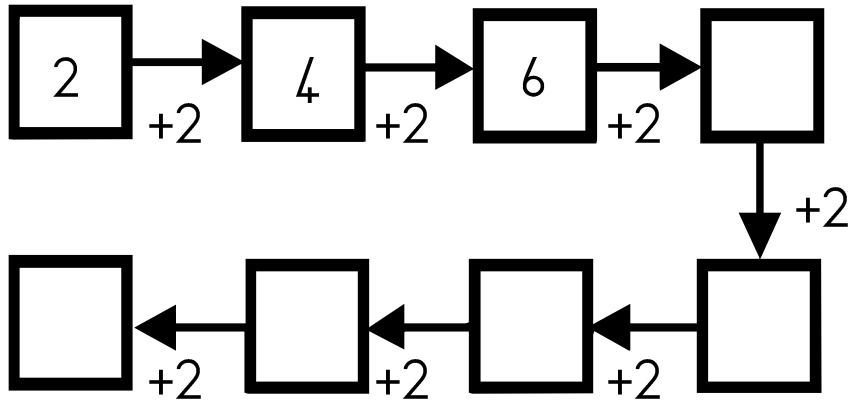



90



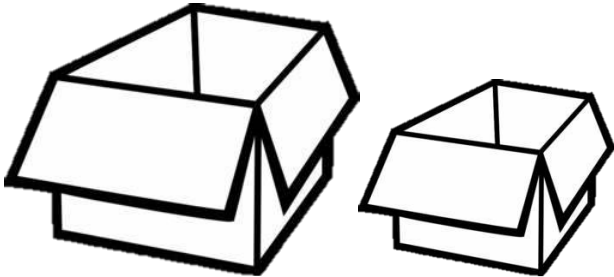
# ! TEL !

Voltooi die diagramme deur aan of terug te tel.

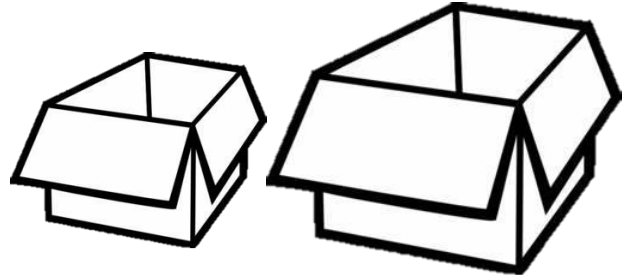


# 3D VORMS


Kleur die kleiner boks in.




Kleur die groter boks in.




Kleur die kleiner bal in.



Kleur die groter bal in.



Benoem die vorms.








# POSISIE

Waar is die bal?

Skryf voor, agter, binne, links of regs.

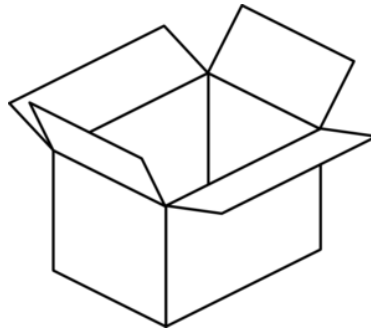


# 3D VORMS

Sal die voorwerpe gly of rol?



gly
rol



gly
rol

Benoem die prent jies volgens klein, kleiner en kleinste.

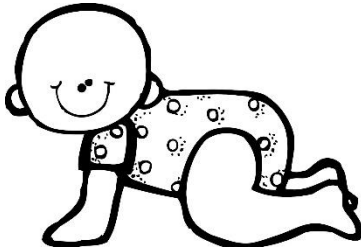


Benoem die prent jies volgens groot, groter en grootste.



# TYD

Rangskik die prentjies van die jongste tot die oudste.  
Skryf 1, 2, 3 en 4.



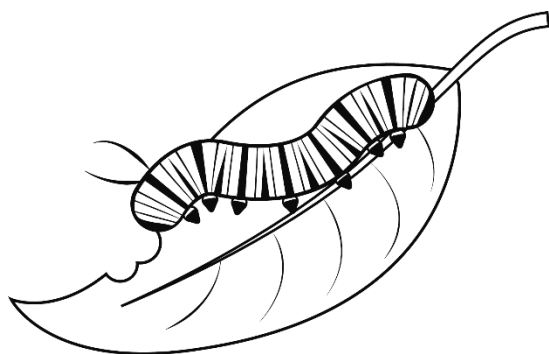
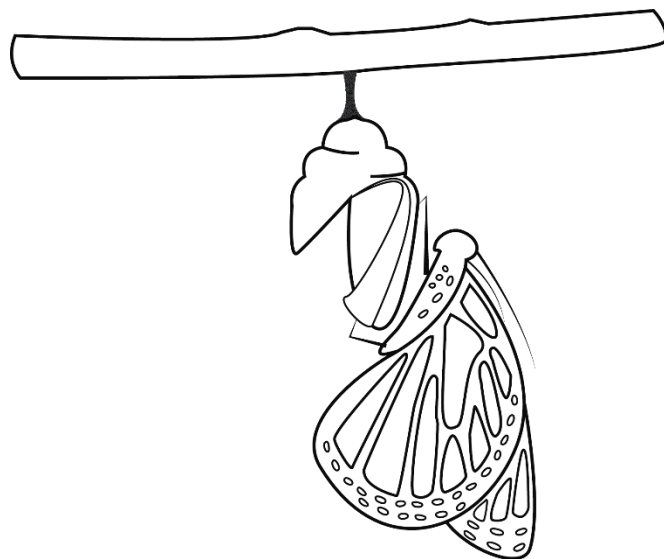

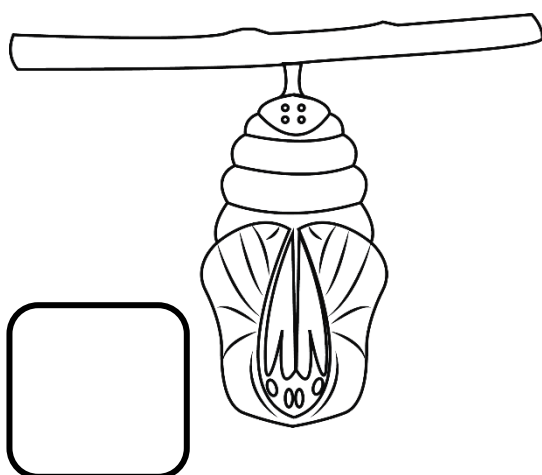
Maak 'n lys van alles wat jy doen vandat jy wakker word totdat jy skool toe gaan.

1. \_\_\_\_\_
2. \_\_\_\_\_
3. \_\_\_\_\_
4. \_\_\_\_\_
5. \_\_\_\_\_
6. \_\_\_\_\_
7. \_\_\_\_\_




# Lewensiklus van 'n skoelapper


Rangskik die prentjies volgens hoe 'n skoelapper ontwikkel. Skryf 1, 2, 3 of 4.




Teken my wysers in!




twaaalf uur




ses uur




nege uur




drie uur




vier uur




een uur



sewe uur












elf uur




aght uur


Hoe laat is dit?




Teken my wysers in!




half drie




half twee




half vyf




half vier




half tien




half sewe



half een












half ses



half nege


Hoe laat is dit?






# Soek my maat!


Trek 'n lyn van die regte horlosie na die regte tyd.




kwart oor elf




kwart oor sewe



kwart oor twaalf



kwart oor twee



kwart oor vyf

# Kalender

Werk met die kalender en beantwoord dan die vrae.

Januarie 2019						
Sondag	Maandag	Dinsdag	Woensdag	Donderdag	Vrydag	Saterdag
		1	2	3	4	5
6	7	8	9	10	11	12
13	14	15	16	17	18	19
20	21	22	23	24	25	26
27	28	29	30	31		

- Vir watter maand is die kalender? \_\_\_\_\_
- Hoeveel dae is in die maand? \_\_\_\_\_
- Hoeveel dae is in 'n week? \_\_\_\_\_
- Watter dag kom na Woensdag? \_\_\_\_\_
- Watter dag kom voor Sondag? \_\_\_\_\_
- Op watter dag is die begin van die maand? \_\_\_\_\_
- Kleur die blokkie in wat 13 Januarie 2019 is.
- Watter dag kom tussen Dinsdag en Donderdag? \_\_\_\_\_
- Teken die volgende spesiale dae aan op die kalender:
  - Jana ver jaar op 22 Januarie 2019.
  - David ver jaar op 2 Januarie 2019.


# Lengte

Teken 'n breë rivier en 'n smal rivier.

Teken 'n hoë boom en 'n lae boom.

Teken 'n hoë toring van blokkies en 'n lae toring van blokkies.

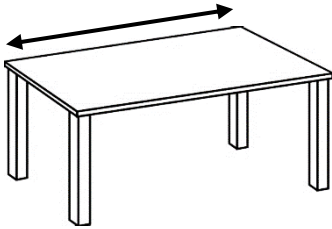
Teken 'n lang juffrou en 'n kort juffrou.



# Lengte met handbreedtes

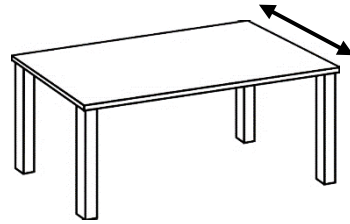
Gebruik jou hand om die volgende voorwerpe te meet.

Jou tafel se lengte




Hoeveel hande? \_\_\_\_\_

Jou tafel se breedte




Hoeveel hande? \_\_\_\_\_

Jou tafel se hoogte




Hoeveel hande? \_\_\_\_\_

Jou stoel se hoogte




Hoeveel hande? \_\_\_\_\_

Jou maat se lengte




Hoeveel hande? \_\_\_\_\_



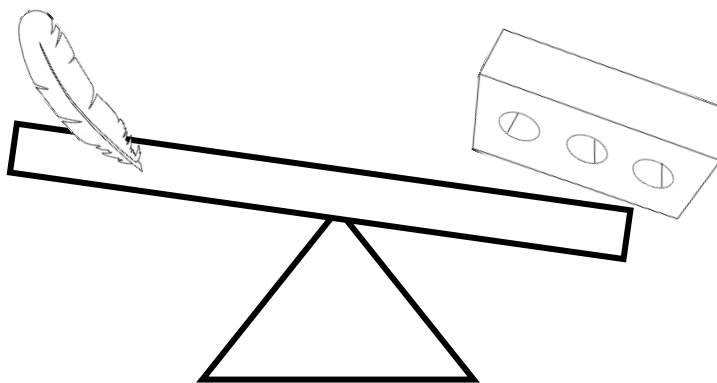
# Massa

Kyk na die voorwerpe op die balanseerskaal. Kleur die regte antwoord in.




swaar
lig

swaar
lig



swaar
lig

swaar
lig




swaarder
ligter


swaarder
ligter

# Volume

Kyk na die volgende glase en kleur in of dit vol of leeg is.






vol
leeg



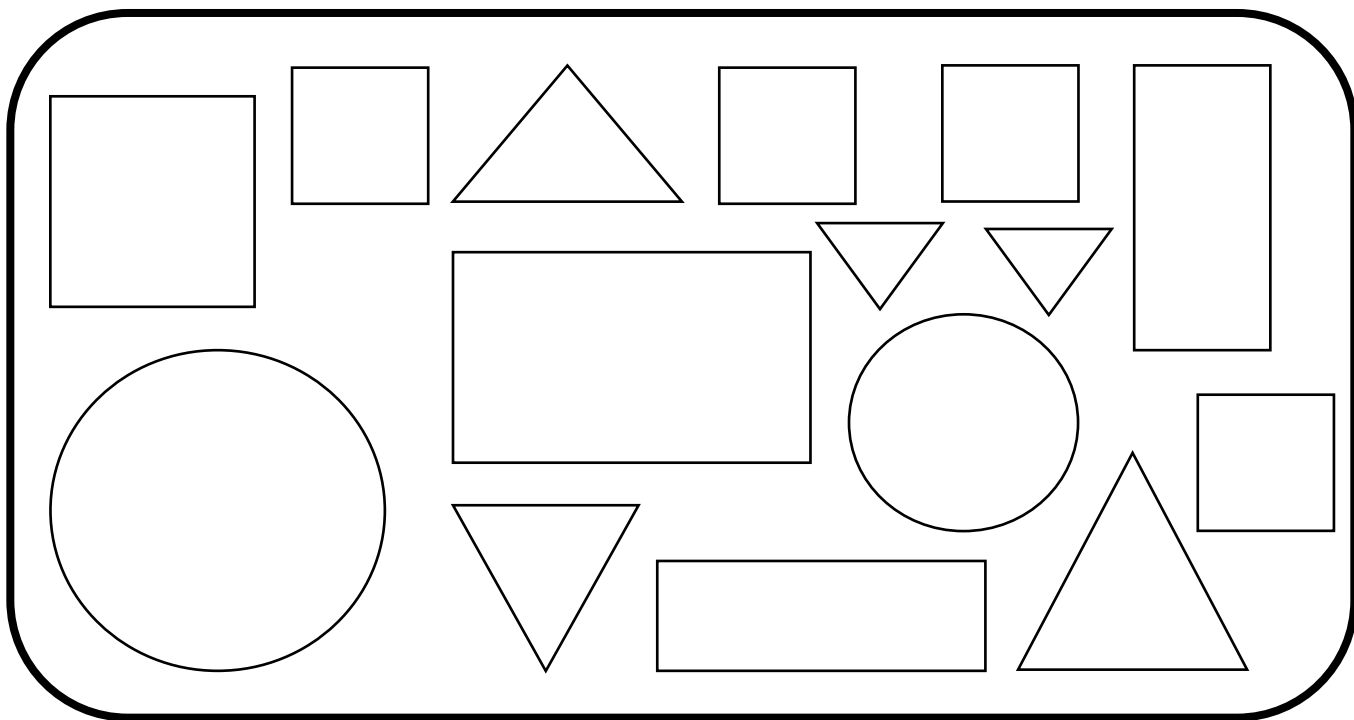
vol
leeg

Vul in of die eerste glas meer of minder water as die tweede glas in het.



# DATA

Tel die vorms hieronder en kleur dan die blokkies in vir elke vorm.  
Beantwoord dan die vrae wat volg.



7				
6				
5				
4				
3				
2				
1				
0				
	sirkel	vierkant	reghoek	driehoek

Beantwoord die vrae:

1. Van watter vorm het jy die meeste blokkies ingekleur?  
\_\_\_\_\_

2. Van watter vorm het jy die minste blokkies ingekleur? \_\_\_\_\_

3. Van watter twee vorms was daar ewe veel blokkies ingekleur?  
\_\_\_\_\_

4. Watter opskrif sal jy vir die grafiek gee?  
\_\_\_\_\_

5. Hoeveel meer vierkante as sirkels is daar? Skryf 'n getalsin neer.  
\_\_\_\_\_