

Wiskunde
Asseseringstaak Kwartaal 4
Graad 2












Naam en Van: _____

Datum: _____

Afdeling		Punt behaal
1. Getalle, bewerkings en verwantskappe	65	
2. Patrone, funksies en algebra.	10	
3. Ruimte en vorm	11	
4. Meting	9	
5. Datahantering	5	
	Totaal	100

Af deling I: Getalle, bewerkings en verwantskappe

1.1. Tel hoeveel ballonne die man vashou. Tel in groepe om jou te help. Skryf jou antwoord in die blok. (1)



=

1.2. Voltooi – Tel aan en tel terug (5)

1.2.1. 110, 120, _____, _____, _____, 160, _____ (1)

1.2.2 200, 195, ____, ____, ____, 175, 170. (1)

1.2.3 122, 124, ____, ____, ____, 132, ____ (1)


1.2.4 77, 80, ____, ____, ____, 92. (1)

1.2.5 155, 144, ____, ____, ____, 101. (1)

1.3. Voltooi die tabel deur die getalname en getalsimbole in te vul.
(5)

Getalname	Getalsimbool
nege en negentig	
	87
drie en vyftig	
honderd	
	65

1.4. Kyk na die volgende getalle en beantwoord die vrae: (2)



1.4.1. Orden die getalle in die ballonne vanaf die kleinste tot die grootste. (1)

1.4.2. Orden die getalle in die ballonne vanaf die grootste na die kleinste. (1)


1.5. Breek die volgende getalle op in tiene en ene. (4)

1.5.1. $99 = \underline{\hspace{2cm}} + \underline{\hspace{2cm}}$ (2)

1.5.2. $60 = \underline{\hspace{2cm}} + \underline{\hspace{2cm}}$ (2)

1.6. Gebruik die getallelyn op die volgende probleem op te los. Jy moet jou antwoord op die getallelyn wys. Jy moet ook 'n getalsin vir jou som skryf. (4)

Stefan het 23 albasters. Hy wen 13 albasters in die eerste rondte teen sy maat, maar hy verloor dan 14 albasters. Hoeveel albasters het hy oor?



1.7. Los die volgende probleme op. Jy moet 'n prent teken. Jy moet jou bewerkings wys en 'n getalsin skryf. (8)






1.7.1. Jan eet elke dag twee koekies. Hoeveel koekies eet hy aan die einde van die week. (4)

Getalsin: _____

1.7.2. My ma het 44 lekkers. Sy moet dit tussen 4 kinders verdeel. Hoeveel kry elke kind. (4)

Getalsin: _____

1.8. Pas die geld by sy naam deur 'n lyn met 'n liniaal te trek. (5)

Geld		Naam
		Twintig rand
		Vyf sent
		Vyf rand
		Vyftig rand
		Twee rand

1.9. Louisa verkoop roomyse teen R5 elk by die entrepreneursdag. Help haar om die tabel te voltooi sodat sy maklik die bedrag kan kry vir groot bestellings. (10)

Aantal roomyse	1	2	3	4	5	6	7	8	9	10
Koste in rand	5	10								

a) As Louisa 15 roomyse verkoop het. Hoeveel is die bedrag? (1)

b) As Louisa 20 roomyse verkoop het. Hoeveel is die bedrag? (1)

1.10. Optelling en aftrekking (8)

Doen die volgende somme. Toon alle bewerkinge.

A. $43 + 46 = \square$ (4)

B. $97 - 65 = \square$ (4)

I.11. Hoofrekenes – Voltooi.

(9)

a. $6 + 6 + 6 = \underline{\quad}$

b. $87 + 0 = \underline{\quad}$

c. $10 \times 5 = \underline{\quad}$

d. $7 + 7 = \underline{\quad}$

e. $18 - 6 = \underline{\quad}$

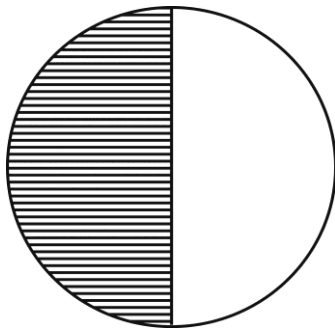
f. Tel 10 by 89 = $\underline{\quad}$

g. 5 meer as 85 = $\underline{\quad}$

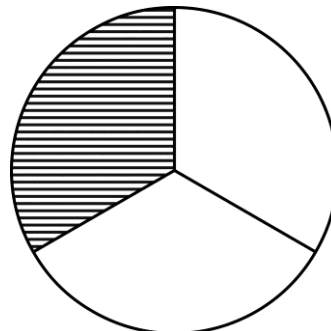
h. 1 minder as 81 = $\underline{\quad}$

i. 1 meer as 79 = $\underline{\quad}$

I.12. Sê watter breuk is ingekleur. Kleur die regte antwoord in.(2)

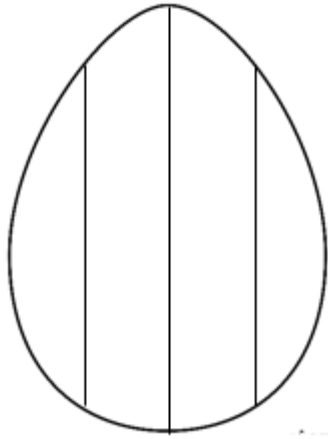


- | |
|---------|
| 1 derde |
| 1 kwart |
| half |

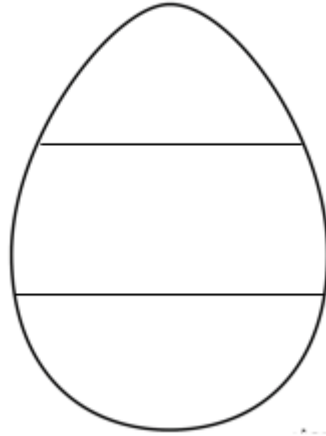


- | |
|---------|
| 1 derde |
| 1 kwart |
| half |


1.13. Help die paashaas om die paaseiers op die volgende maniere in te kleur. (2)



1 kwart



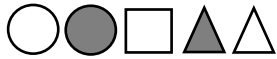

twee derdes

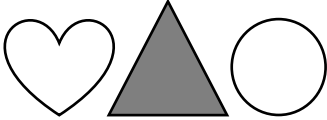



Totaal Af deling I: ___/65

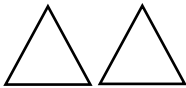
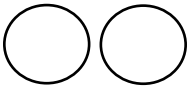
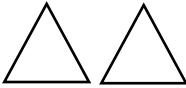

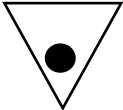
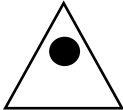



Af deling 2: Patrone, funksies en algebra

2.1. Brei die volgende patrone slegs een keer uit. (2)

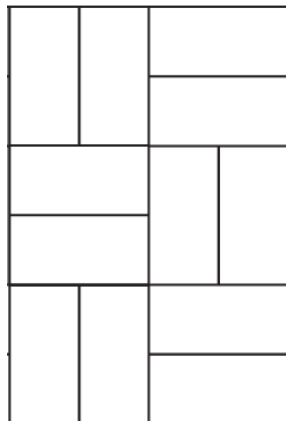
a.   _____

b.   _____

2.2. Voltooi die patrone in die tabel. (6)

1. 				
2. 				
3. 				

2.3. Kyk na die patroon wat op die vloerteëls is en brei dit twee keer uit na regs. (1)



2.4. Beskryf in woorde wat jy in die volgende patrone sien. (2)

a. 188, 177, 166, 155, 144.

Reël: _____ (1)


b. 55, 60, 65, 70, 75.

Reël: _____ (1)


Totaal af deling 2: ____/10

Af deling 3: Ruimte en vorm

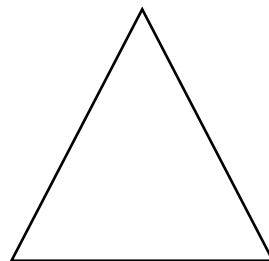
3.1. Teken die volgende vorms in die blokke. (2)



3.2. Het die volgende vorms geboë of reguit sye? Kleur die regte antwoord in. (2)

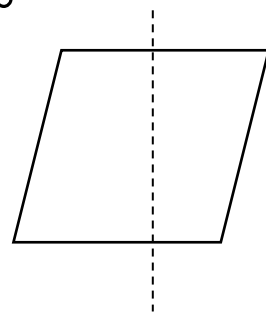
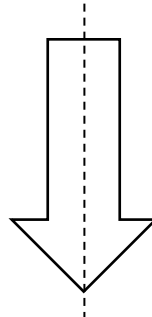
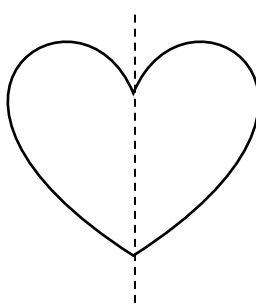
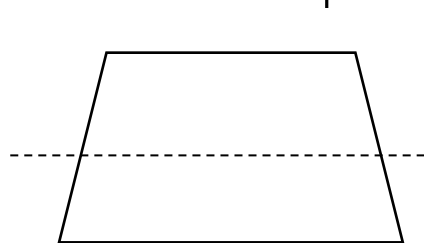


geboë
reguit




geboë
reguit

3.3. Maak 'n v op al die vorms wat se simmetrielyn korrek is. (2)

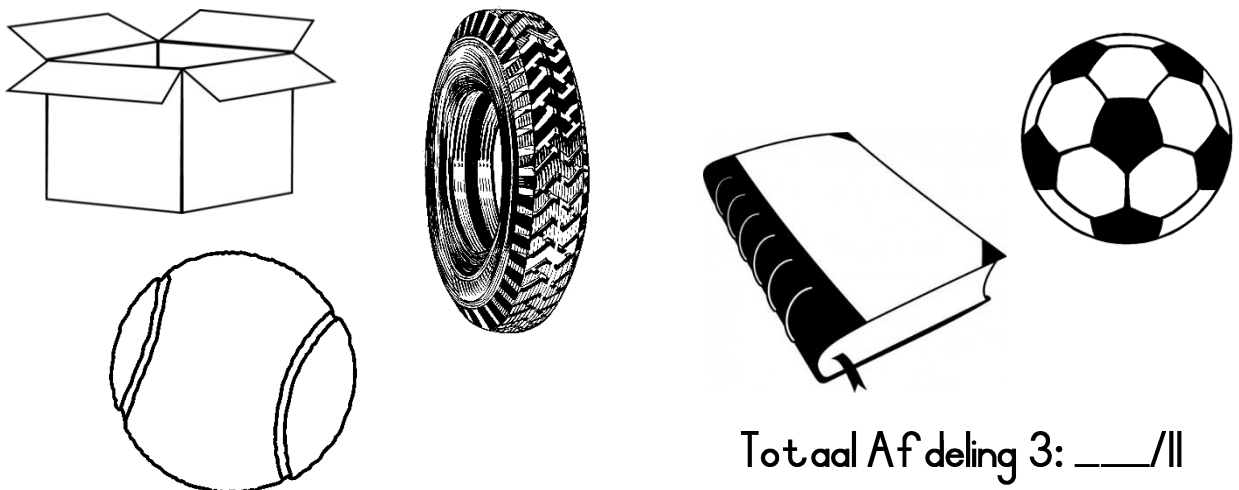


3.4. Kyk na die volgende voorwerpe in die blok. (4)

- Kleur al die voorwerpe wat sferie is met blou in. (2)
- Omkring al die voorwerpe wat prisma's is. (2)



3.5. Maak 'n kruis (X) op al die voorwerpe wat kan gly. ($2 \times \frac{1}{2} = 1$)




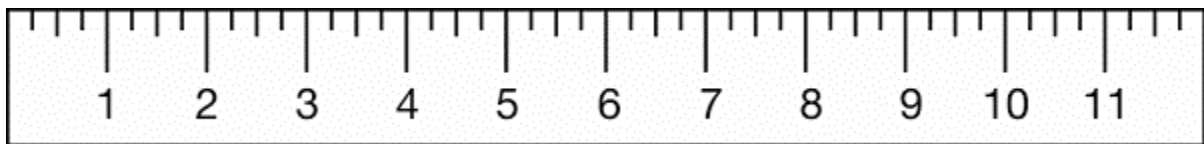
Totaal Afdeling 3: ____/11

Af deling 4: Meting


4.1. Skryf die dae van die week in die regte volgorde op die lyn. (1)

Sondag, Woensdag, Maandag, Vrydag, Dinsdag, Saterdag,
Donderdag,

4.2. Skryf die lengte van die potlood neer. (1)




4.2. Teken die minuutwyser en die uurwyser op die horlosies van die volgende tye: (2)



twaalfuur


14



kwart oor drie

4.3. Skryf die tyd neer van die volgende horlosie

(1)



4.4. Rangskik die items se gewig van die kleinste tot die grootste in die tabel deur die item se gewig en naam neer te skryf. (4)



rys



meel



gewigte



suiker

Item	Gewig

Totaal Af deling 4: ____/9

Af deling 4: Datahantering

Ben gaan 8 van sy maats nooi na sy partytjie. Hy wil weet van watter koeldrank elkeen hou om te koop. Kyk na sy maats se antwoorde in die tabel. (5)

Tipe koeldrank	Hoeveelheid
1. Coke	4
2. Cream soda	2
3. Fanta grape	1
4. Sparberry	1

Opdrag: Voltooi nou die prentgrafiek deur die inligting hierbo te gebruik. Skryf 'n opskrif op die lyn vir die grafiek.

