

GRAAD 2

Lewensvaardigheid

Kwartaal 2



Naam:

# Die seisoene

## somer

Desember  
Januarie  
Februarie




In die somer is die weer sonnig en warm.

Die dae is lank en die nagte is kort.

Ons bly koel deur te swem of in die skaduwee te sit.

## herfs

Maart  
April  
Mei




In die herfs raak dit koeler.

Die blare begin verkleur en van die bome afval.

Party voëls trek na warmer plekke toe.

## winter

Junie  
Julie  
Augustus



In die winter raak dit koud.


In sommige plekke ryp en sneeu dit.

Die dae is kort en die nagte is lank.

Sommige diere slaap deur die winter. (Hulle hiberneer)

## lente

September  
Oktober  
November



In die lente raak dit warmer.

Die plante begin groei en die bome bot.

Voëls begin neste bou en eiers lê.

Teken 'n boom vir elke seisoen.

somer


herfs

winter



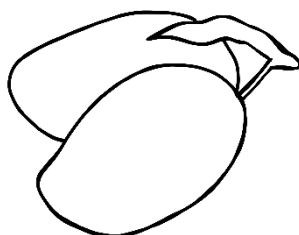
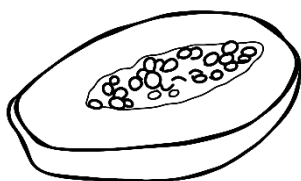

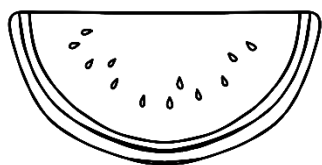


lente

# Die kossoorte van elke seisoen


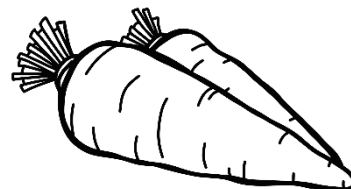
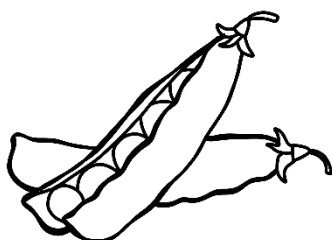




Verskillende groente en vrugte groei in verskillende seisoene. Kyk na hierdie somerkos en winterkos.



Somer














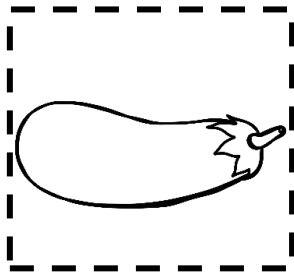

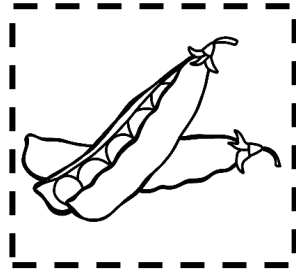

Winter



Knip die kos op die volgende bladsy uit en plak dit in die regte kolom.

somer

winter







# Ons trek reg aan vir die weer


Teken 'n seun en 'n dogter. Gee vir die seun lekker warm wintersklere en vir die dogter koel somersklere.

Seun	Dogter

Verbind elke beskrywing met die regte prent.

<p>Wanneer dit sonnig is, dra ons hoede om ons teen die son te beskerm.</p>		
<p>As dit koud is buite, dra ons warm wolklere.</p>		
<p>Wanneer dit warm is, dra ons koel klere.</p>		
<p>Op reënerige dae het ons 'n reën jas en 'n sambreel nodig.</p>		

## Die invloed van die seisoene



### somer

- In die somer pluk die boere hul vrugte.
- Al die diertjies is meer aktief.
- Op baie plekke reën dit swaar en daar is donderstorms en weerlig.
- Gras, bosse en blomme groei weliger en bome word hoër.

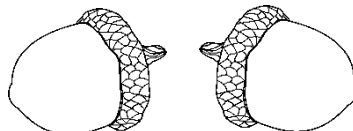
### herf s



Kleur die blare in volgens die herf s kleure.




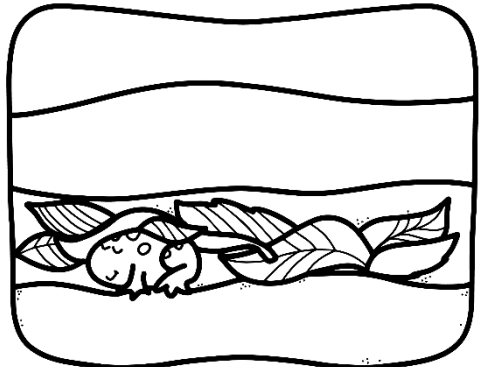
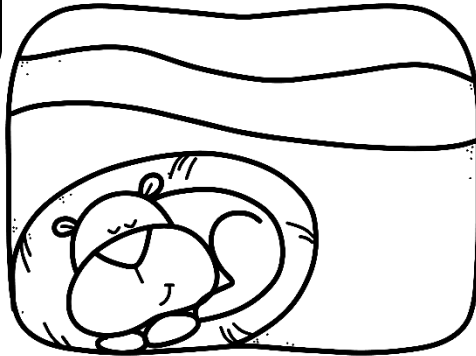
- Sommige diere begin kossies vir die winter wegbêre.
- Die blare van die bome begin geel, bruin, rooi en oranje word.
- Die gras begin bruin word.






# Die invloed van die seisoene

winter



- Sommige diere slaap die hele winter deur. Ons sê hulle **hiberneer**.
- Hulle bly warm omdat hulle pels dikker word.



lente


- In die lente begin die bloeisels bot.
- Ons sien meer voëls en bye en meer blomme en nuwe blare.
- Die voëls maak nesses en lê hul eiers.
- Die boere skeer hul skape.



# Kom ons kweek 'n boontjie

Jy benodig:

- 5 Boontjies
- 'n Piering
- Watte
- Water



## STAPPE

1. Plaas die boontjies in die watte in die piering.
2. Plaas die piering op 'n vensterbank in die son en hou die watte nat.
3. Kyk oor die volgende twee weke hoe die boontjieplant ontkiem en groei.

Kyk na die prente van die boontjieplant. Wanneer jou plant soos hierdie een lyk, skryf die datum neer.

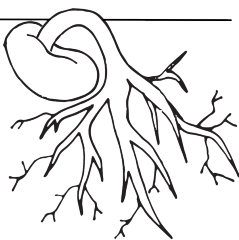
DATUM

-----



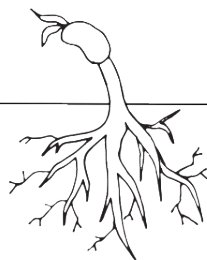
DATUM

-----



DATUM

-----

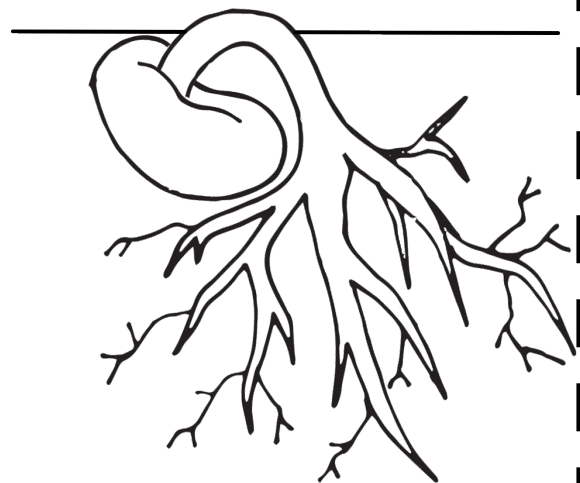
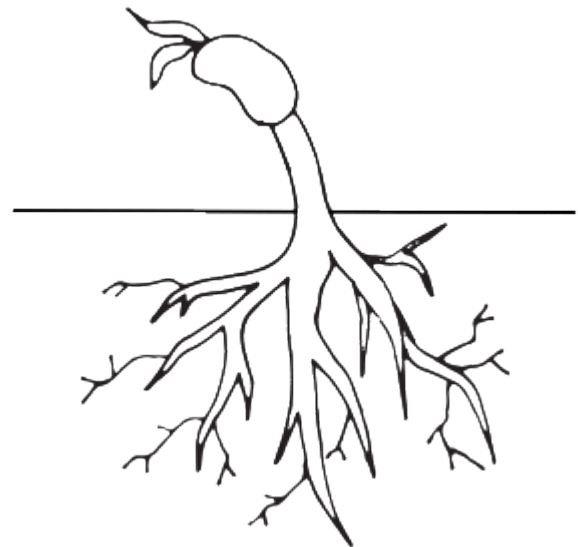
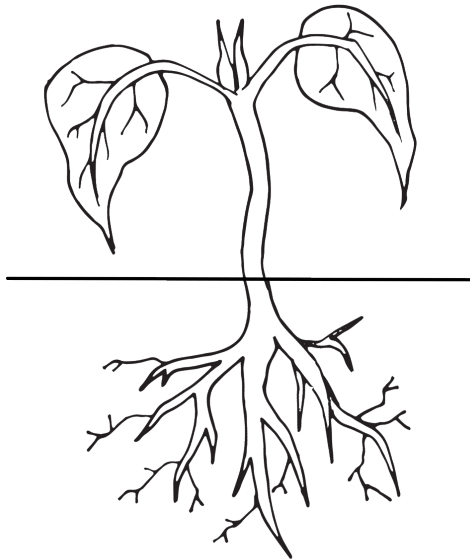


DATUM

-----








Knip die prente uit en  
plak dit in die regte  
volgorde op die  
volgende bladsy.









# Die boontjieplant

Plak die prente van die boontjie in die regte volgorde.




# Plaasdiere


Skryf die naam van elke plaasdier neer.




Voltooi die tabel. Die eerste een is vir jou ingevul.




	Manlik	ram
	Vroulik	ooi
	Kleintjie	lam
	Geluid	blêr
	Blyplek	kraal



	Manlik	
	Vroulik	
	Kleintjie	
	Geluid	
	Blyplek	





	Manlik	
	Vroulik	
	Kleintjie	
	Geluid	
	Blyplek	




	Manlik	
	Vroulik	
	Kleintjie	
	Geluid	
	Blyplek	

# Wilde diere





Die leeu behoort aan die katfamilie. Hy word as die koning van die diereryk beskou. Leeus jag diere soos bokke en sebras.

Die wyfies doen die meeste jagwerk. Hulle jag dikwels in groepe. Leeus verkies dit om op oop grasvlaktes te leef. Hulle kan baie hard brul.




Olifante is die grootste soogdiere op land. Hulle is in gevaar omdat wilddiewe hulle vir hul ivoortande jag. Hierdie tande groei hul lewens lank. Hulle gebruik hul slurpe om wortels, vrugte en water na hul monde te bring. Hulle eet tot 200 kg voedsel per dag en drink 190 liter water.




Daar is twee soorte renosters, die swart renoster en die wit renoster.

Hulle kan nie baie goed sien nie, maar hulle het 'n baie fyn reuksin.

Hulle is baie groot en kan tot 2 500 kg weeg. Hulle word gereeld deur jagters en wilddiewe ge jag vir hul horings. Ons moet hulle teen jagters beskerm wat hulle vir hul horings jag.



Die volwasse luiperd kan tot 2 meter lank word. Sy pels is ligbruin met swart kolle. Hy kan goed boomklim en jag. Hy trek sy prooi maklik in 'n boom op om daar te vreet.



Buffels leef in troppe. Wanneer daar gevaar is, kom die koeie en kalfies in die middel van die trop bymekaar en word hulle deur die bulle beskerm. Sommige buffels kan tot 1,7 m groot word.



# Kamoeflering

Sommige diere beskerm hulleself deur hul voorkoms te verander om by hul omgewing aan te pas.



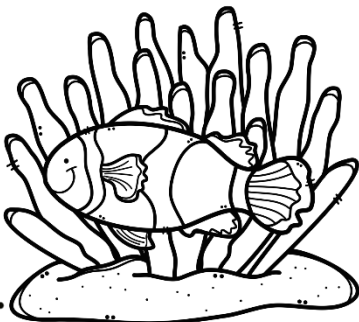


Verkleurmannetjies kan hulle kleur verander om aan te pas by die bome waarin hulle woon.

Die sebra se strepe maak dit moeilik om hom in die bos te sien.

Die pels of vere van sommige diere is so aangepas dat hulle nie maklik raakgesien word nie.

Ons noem dit kamoeflering.

Kleur die diere in sodat hulle hulself kamoefleer.



Teken 'n prent van 'n dier wat homself kamoefleer.  
Skryf 'n beskrywing oor hoe die dier homself kamoefleer.


Hoe kamoefleer die dier homself?

---

---



---

Diere wat in riviere woon.



Diere wat in damme woon.




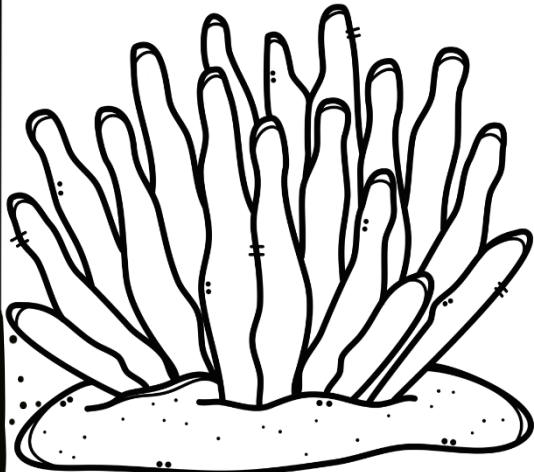




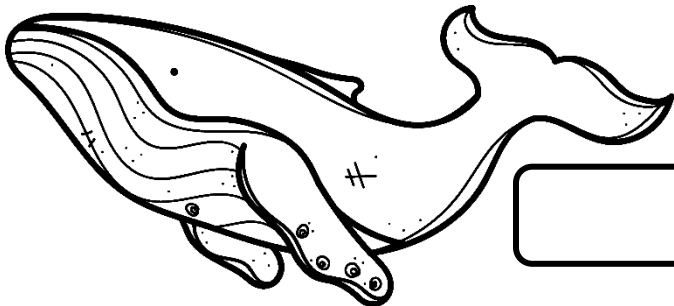

Skryf die naam van elke dier neer.



# Diere van die diepsee.

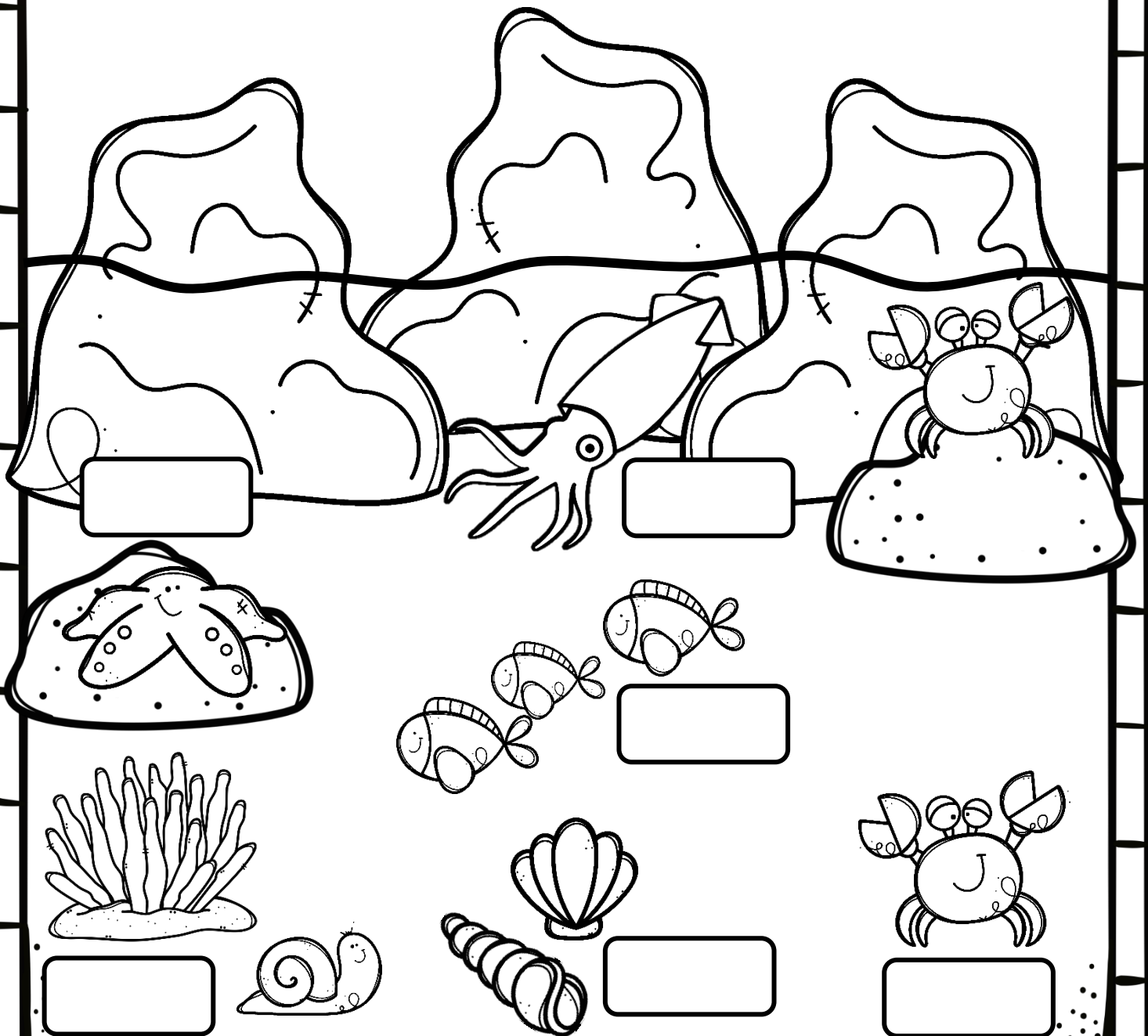
Die diere leef in soutwater.

Skryf die naam van elke seedier.




Daar is ook kleiner diertjies wat in  
rotspoeletjies in vlak water leef.

Skryf die naam van elke seedier.

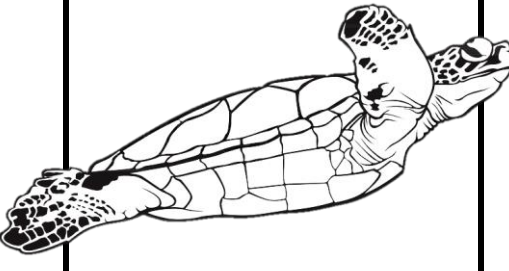




# Diere wat hulle huise met hulle saamdra.



- Die skilpad is 'n reptiel.
- Hy het vier skubberige pote en 'n gerimpelde ken en kop.
- Hy beweeg baie stadig met sy dop op sy rug.
- Sy dop word nooit vir hom te klein nie.

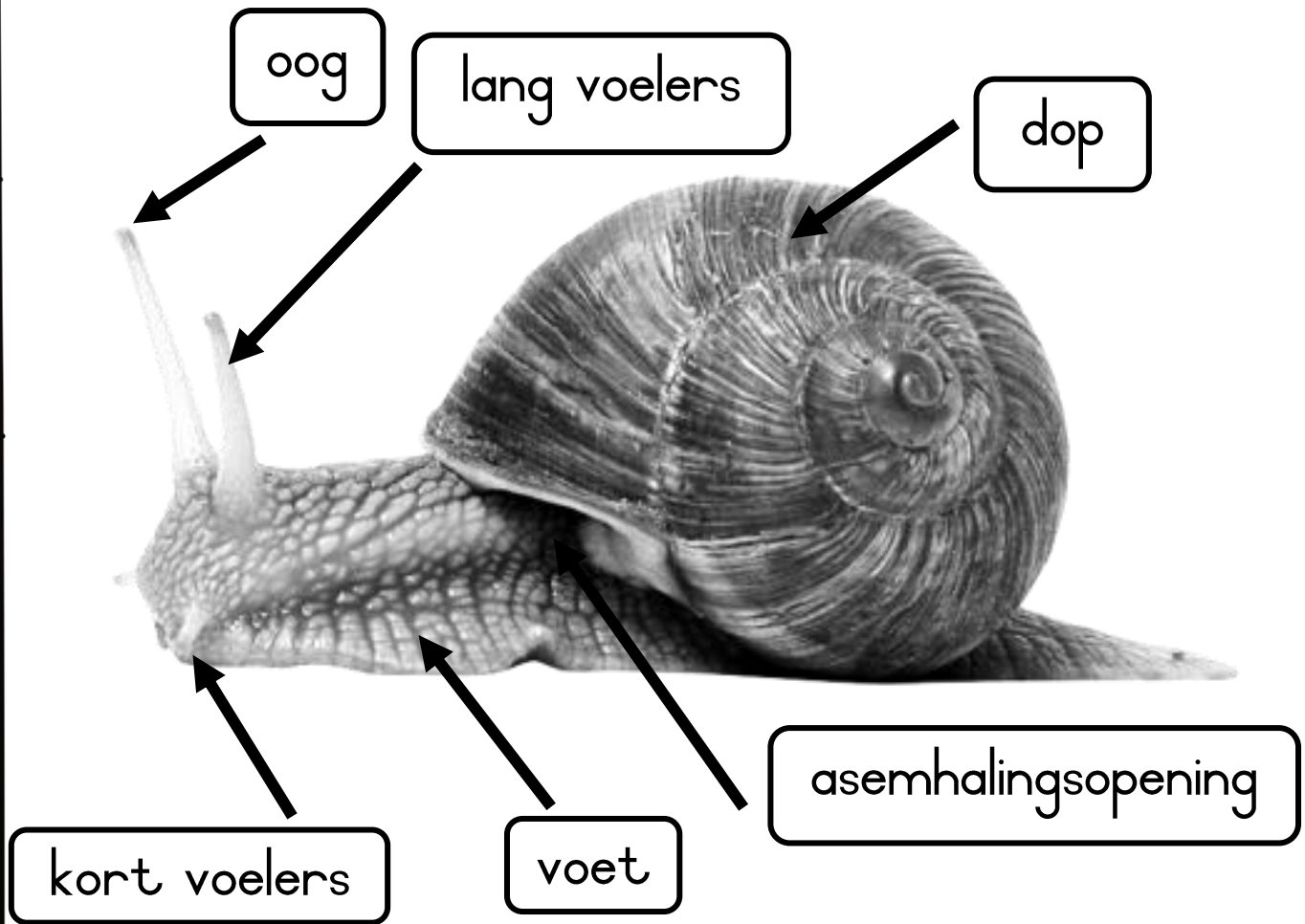
Waar woon skilpaaië?

		
Waterskilpad	Moerasskilpad	Landskilpad
Hy leef in die see.	Hy leef in varswater in vleilande.	Hy leef op die land.

Beantwoord die volgende vrae oor 'n landskilpad.

1. Is die skilpad se dop hard of sag? \_\_\_\_\_
2. Waarteen beskerm die skilpad se dop hom? \_\_\_\_\_  
\_\_\_\_\_
3. Wat doen 'n skilpad wanneer hy bang is? \_\_\_\_\_
4. Watter kos eet skilpaaië? \_\_\_\_\_  
\_\_\_\_\_

# Die slak



1. Hoe beweeg 'n slak vorentoe?

\_\_\_\_\_

2. Watter kleur is 'n slak se dop? \_\_\_\_\_

3. Hoekom het slakke doppe?

\_\_\_\_\_

\_\_\_\_\_

4. Hoeveel voelers het 'n slak? \_\_\_\_\_




5. Het jy al ooit 'n leë slakdop opgetel? Wat dink jy het met die slak gebeur? \_\_\_\_\_

\_\_\_\_\_





# Waar woon die diere?


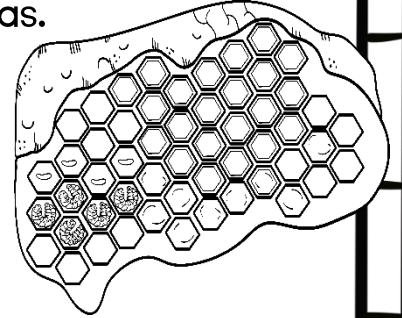
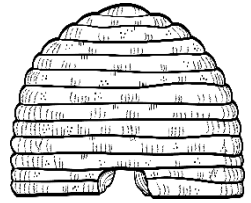
Skryf by elke dier of hy sy blyplek in 'n boom, die grond of in water maak.




# Diere wat skuilings bou





- Bye woon in byekorwe.
- Hulle bou die korwe van was.
- Hulle berg voedsel in hul korwe.







- Miere bou verskillende tipe skuilings.
- 'n Klein miertjie kan iets dra wat vier maal swaarder as hy is.
- Miere kommunikeer met mekaar.
- Hulle waarsku mekaar wanneer daar gevaar is en vertel vir mekaar waar kos is.



- Voëls bou neste as skuilings om hulle eiers in te lê.
- Die grootte van die nes hang van die grootte van die voël af.



Verbind die diere met hulle woonplek.



Beantwoord die volgende vrae:

1. Waarin woon bye? \_\_\_\_\_
2. Waarvan bou bye hulle korwe? \_\_\_\_\_
3. Hoekom bou miere skuilings? \_\_\_\_\_  
\_\_\_\_\_  
\_\_\_\_\_
4. Wie is miere se vyand? \_\_\_\_\_  
\_\_\_\_\_  
\_\_\_\_\_
5. Waarvan bou miere hulle skuilings? \_\_\_\_\_  
\_\_\_\_\_
6. Waarvan bou voëls hulle neste? \_\_\_\_\_
7. Watter diere is voëls se vyande? \_\_\_\_\_  
\_\_\_\_\_