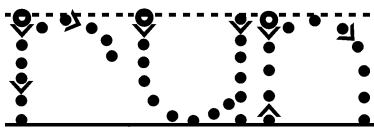
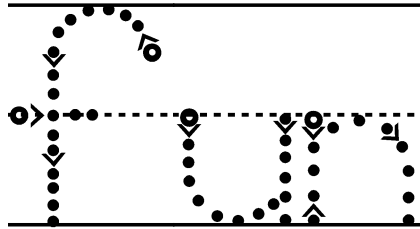
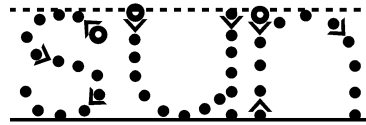



# GRADE 2

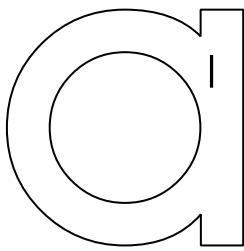
English First Additional Language

Term /



Name:


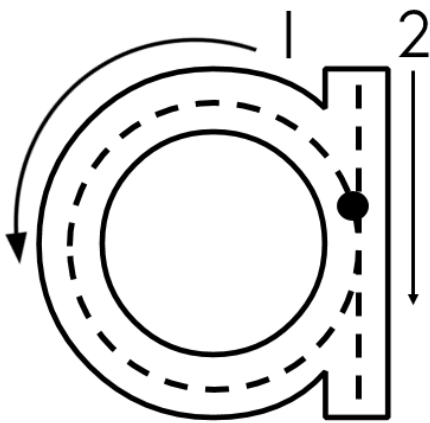
Colour the "a".




1 - red

Read the words and listen to the sound.

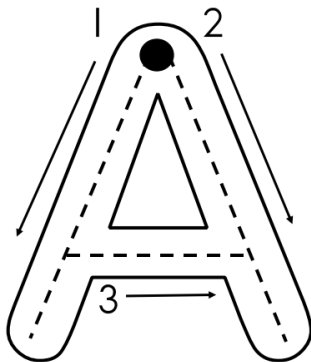
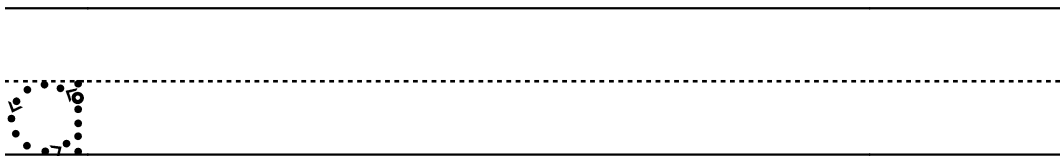
sad	mad	bag
had	dad	cat



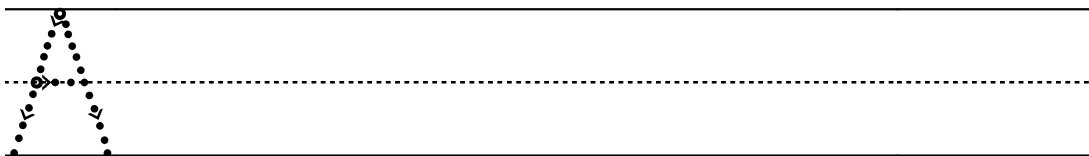
Circle the "a" sound.

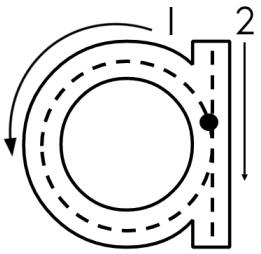


Practice the letter.

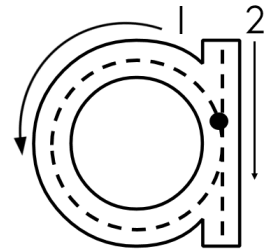


Practice to write the capital letter.





# a sound




Read the words and underline the "a" sound.

cat	mad	map	pan
hat	dad	tap	man
rat	sad	nap	fan

Practice the word and then write the word on your own.



rat




hat



sad



mad



cat





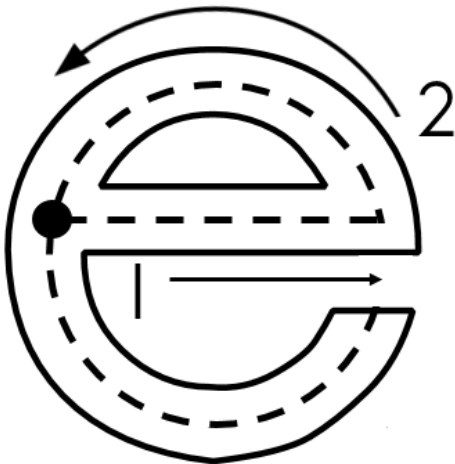
bat

# e sound

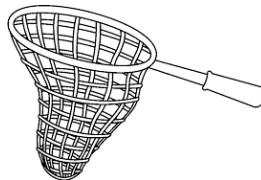
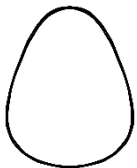

Read the words and underline the "e" sound.

egg	when	end	get
ten	hen	Ken	net
Ben	bed	men	pet

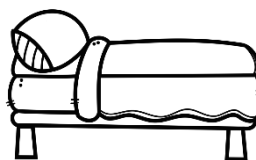
Practice writing the e.

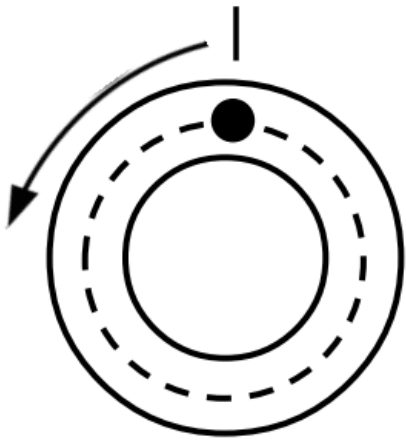


Write the word for the following pictures.



10







# o sound

Read the words and underline the "o" sound.

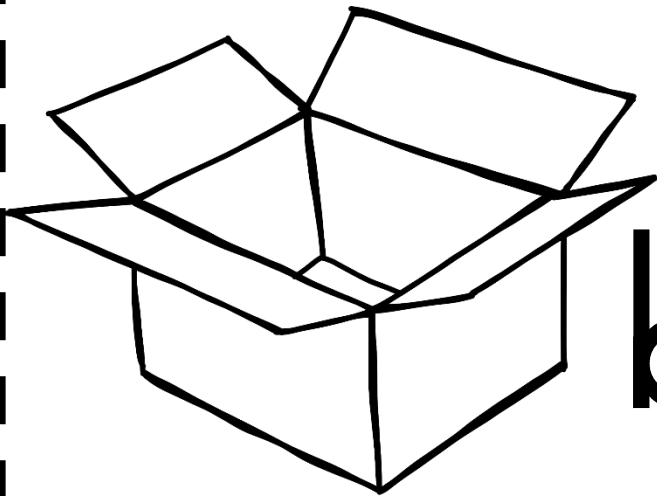
box	dog	hot	dot
fox	log	cot	mop




dog



fox



box

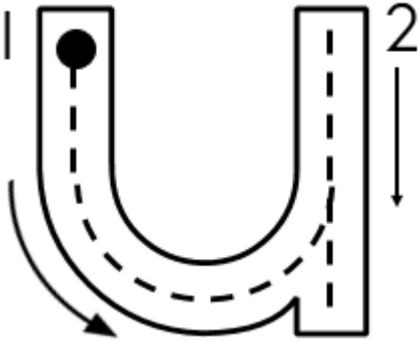


log

mop




# u sound




Read the words and underline the "u" sound.

run	cup	gum	bus	hut
fun	up	mum	nun	cut
sun	pup	sum	hug	nut



bus



sun



hut



run

# READ and SEARCH

Read the words and colour the pictures.

O dog

O bed

O net

O cat

O hut

O sun

O bat



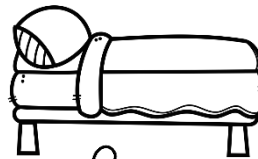
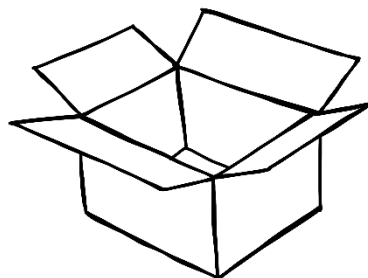
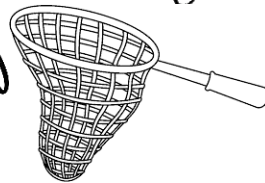


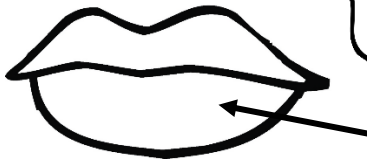


O box

O pan

O fox

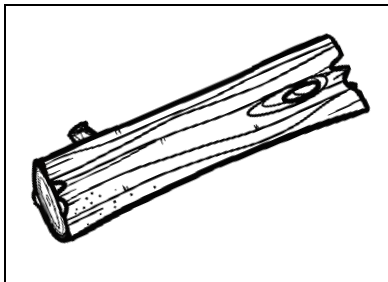
O nun

O hen




Complete the words by filling in the correct sound.


-a-, -e-, -o-, -u-




l \_ g



p \_ n




b \_ s



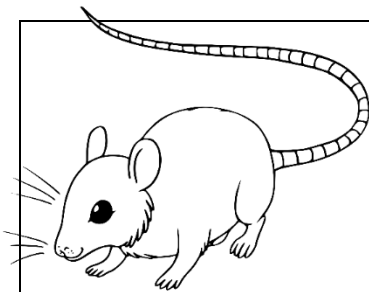
c \_ p



f \_ x



h \_ t




r \_ t




g \_ m



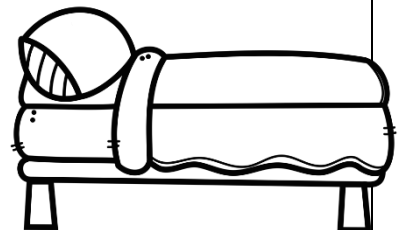
c \_ t



s \_ n




c \_ t



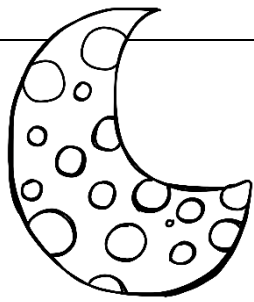
b \_ d




With which letter does the word end?




do\_\_



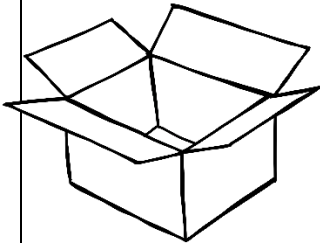
moo\_\_



bir\_\_




boo\_\_




bo\_\_




lo\_\_



su\_\_




rabbi\_\_



ca\_\_




clou\_\_




bea\_\_




co\_\_



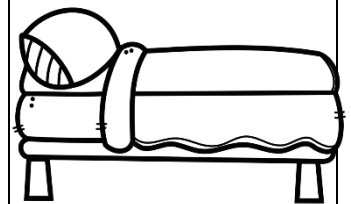
bu\_\_



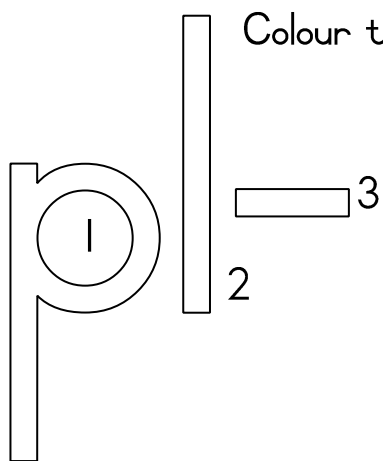
cu\_\_



fis\_\_



be\_\_

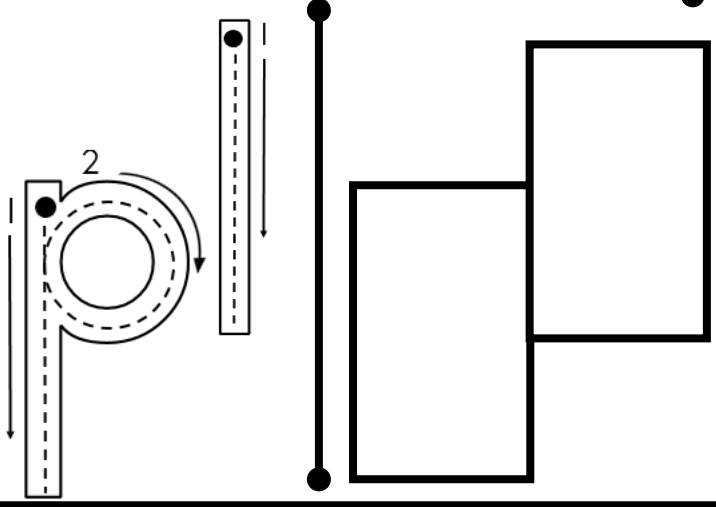


Colour the "pl" sound.

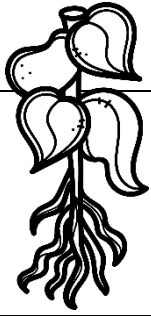
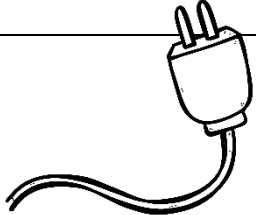

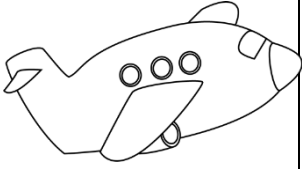
- 1 - yellow
- 2 - orange
- 3 - red

- Read the words.
- Underline the pl- sound

play	plank
please	plan
plate	plant
plane	plug



Write the words for each picture.

Use the words to complete the sentences.

plan	plate
please	plane
play	plant

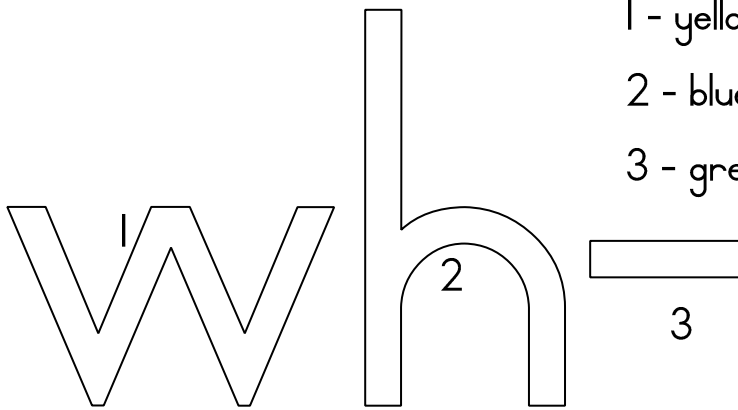
1. We flew with a \_\_\_\_\_.
2. \_\_\_\_\_ can I have more cake?
3. I ate all my food on my \_\_\_\_\_.
4. I \_\_\_\_\_ with my toys.
5. We have to make a \_\_\_\_\_.
6. I watered the \_\_\_\_\_.

Colour the "wh" sound.

1 - yellow

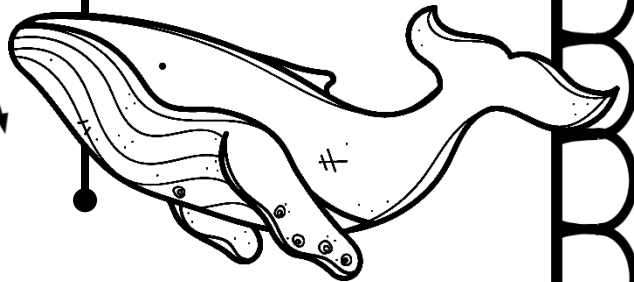
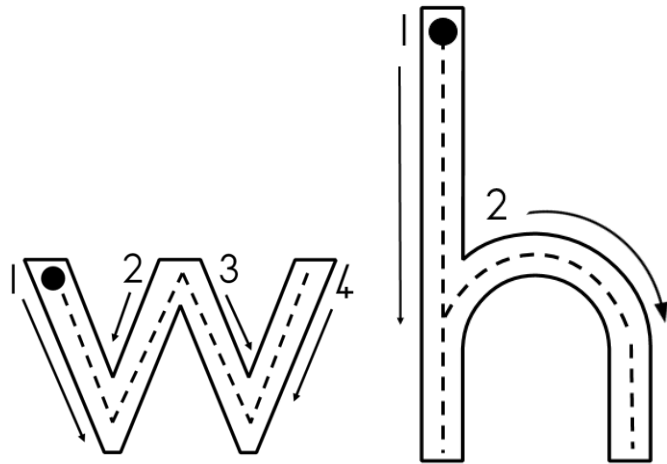
2 - blue

3 - green



- Read the words.
- Underline the wh- sound


whale	wheel
whirl	white
whether	who
what	when
where	why



Practice writing the words.

whale		what	
whirl		who	
when		where	
why		white	

Colour the "sh" sound.



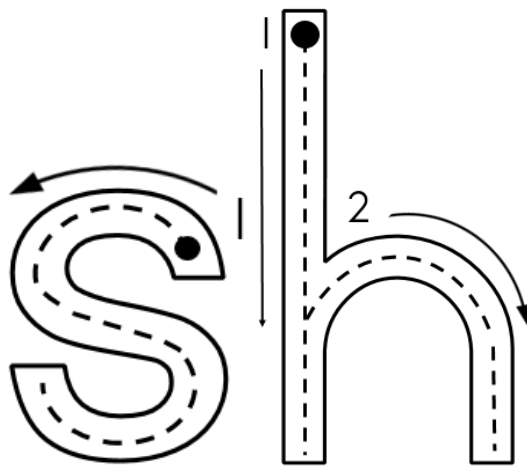

1 - yellow

2 - purple





3 - pink

- Read the words.
- Underline the sh- sound

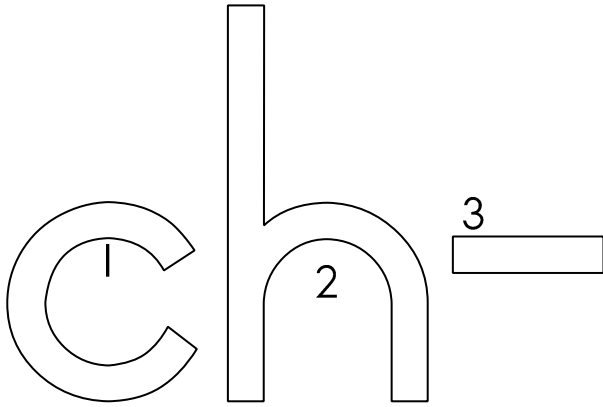
shoe	shop
shark	shy
sharp	ship
sheep	shrimp
shell	she



Write the words for each picture.



Colour the "ch" sound.




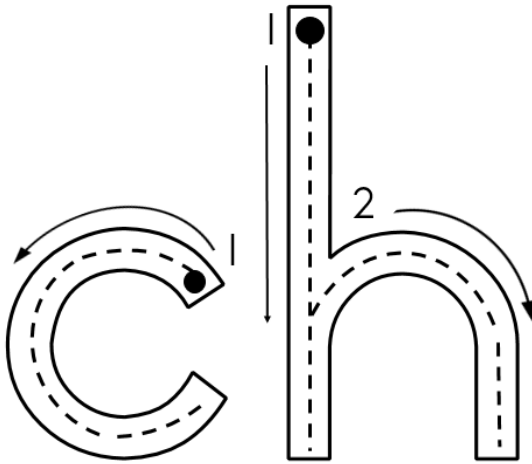
1 - blue

2 - purple

3 - green

- Read the words.
- Underline the ch- sound

chimp	watch
chicks	chair
cheese	chain
chocolate	church
children	chicken




Write the words for each picture.

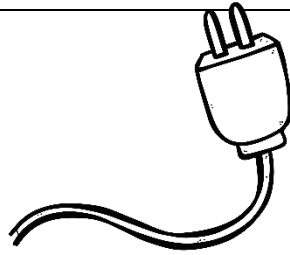



Complete the words by filling in the correct sound.

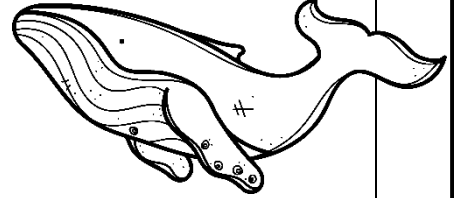
pl-, wh-, ch-, sh-



\_\_\_eep




\_\_\_ug



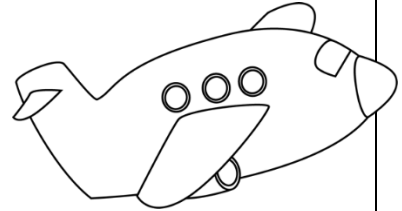
\_\_\_ale




\_\_\_oe



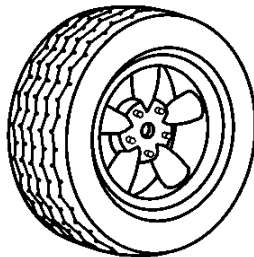
\_\_\_air



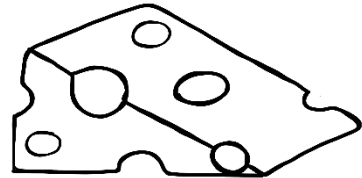
\_\_\_ane



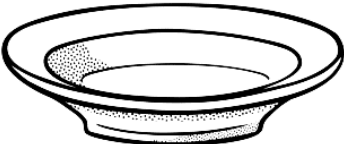
\_\_\_ip




\_\_\_eel



\_\_\_eese



\_\_\_ate



\_\_\_urch



\_\_\_irl

Colour the "-nt" and "-nd".

1 2 3

1 - green

2 - blue

3 - red

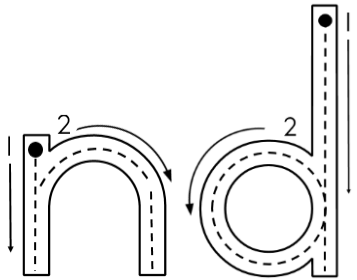
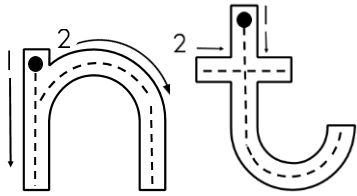
1 2 3

- Read the words.
- Underline the -nt sound

went	sent
bent	rent

- Read the words.
- Underline the -nd sound

rand	sand
band	hand



\_\_\_\_\_

-----

\_\_\_\_\_

-----

\_\_\_\_\_



Complete the sentences by using the words in the blocks.

rent	sand	sent	hand	bent	rand
------	------	------	------	------	------

1. I have five fingers on my \_\_\_\_\_.

2. My dad pays \_\_\_\_\_ for our house.

3. My friend \_\_\_\_\_ me a letter.

4. We play in the \_\_\_\_\_ at the beach.

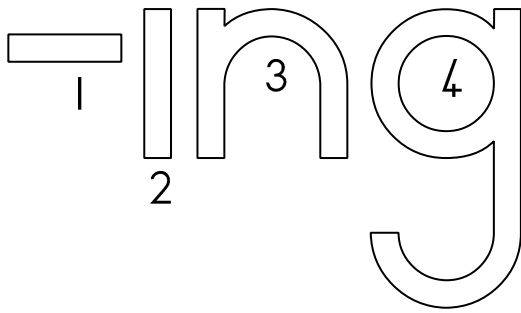
5. I pay with a five \_\_\_\_\_.

6. I \_\_\_\_\_ to pick up my books.





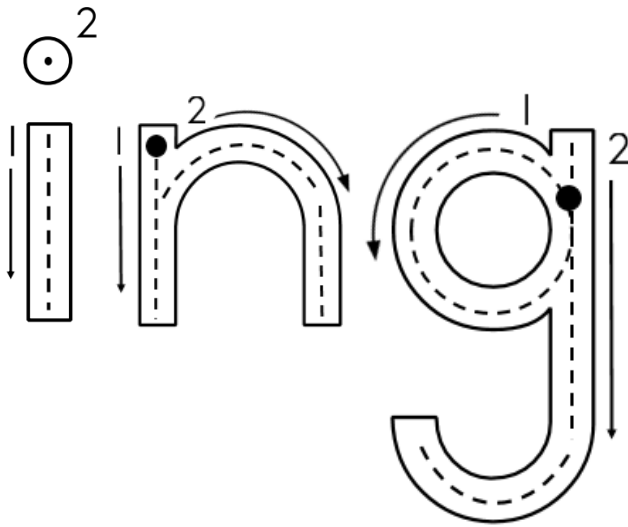
○ Colour the "ing".



- 1 - red
- 2 - blue
- 3 - yellow
- 4 - green

- Read the words.
- Underline the -ing sound

sitting	drinking
running	digging
kicking	watering
racing	reading
hitting	eating
singing	climbing
barking	drinking
playing	
dancing	
sleeping	



Complete the sentences by using the words in the blocks.

dancing	sitting	kicking	barking	sleeping	drinking
---------	---------	---------	---------	----------	----------

1. The boy is \_\_\_\_\_ the ball.
2. The girl is \_\_\_\_\_ on her bed.
3. My dad is \_\_\_\_\_ on the chair.
4. The dog is \_\_\_\_\_.
5. The ballerina is \_\_\_\_\_.
6. She is \_\_\_\_\_ juice.

