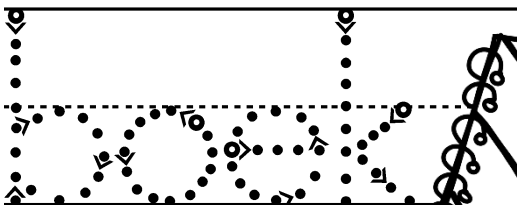
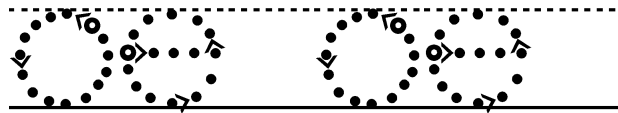
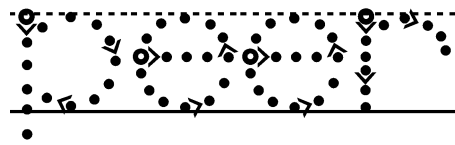
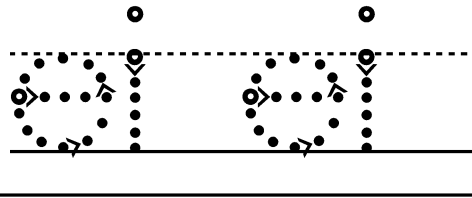
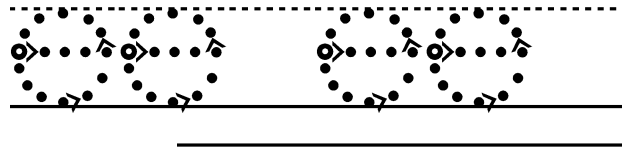
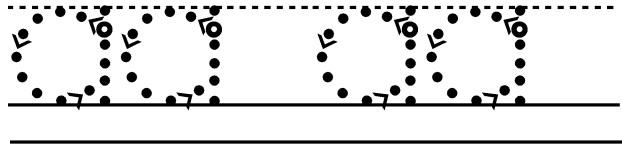




GRAAD 2

AFRIKAANS HUISTAAL

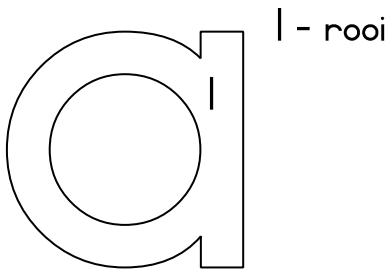
Kwartaal /



Naam:


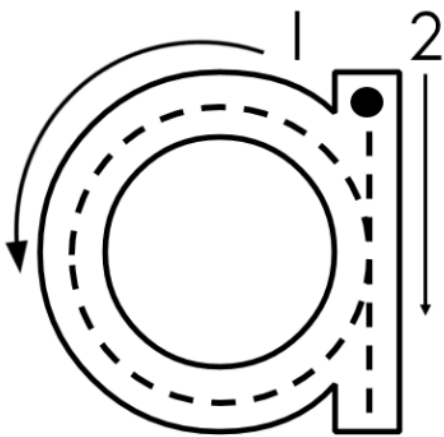


Kleur die "a" in.




Lees die woorde en luister na die klanke.

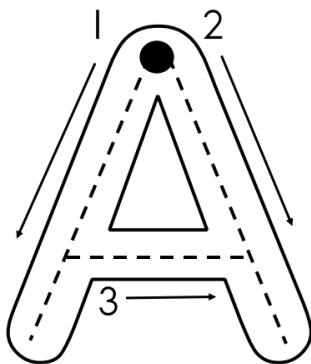
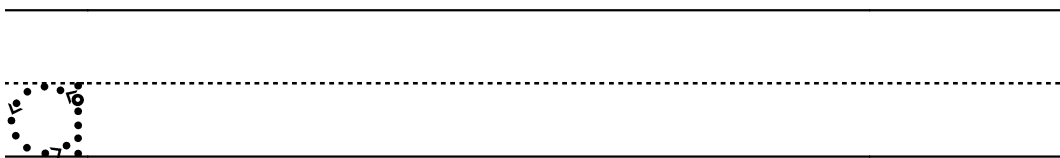
man	pan	kan	wat
dan	kat	kas	las
lat	vas	kar	rak



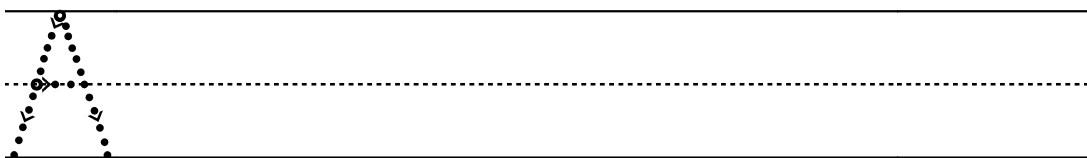
Trek 'n sirkel om die letter a.



Oefen om die letter te skryf.



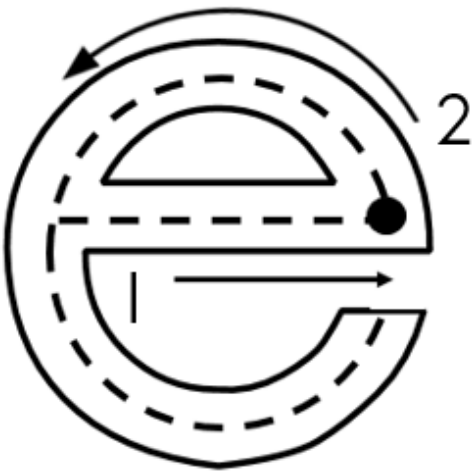
Oefen om die hoofletter te skryf.



# e-klank

Lees die woorde en luister na die klanke.

pen	wen	wet	ses
met	pet	lem	ken
les	mes	vet	net






Oefen om die letter te skryf.

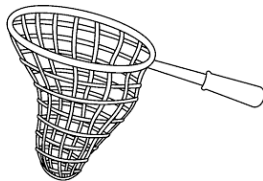

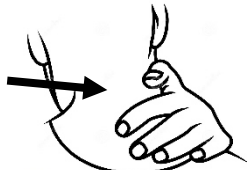
\_\_\_\_\_

\_\_\_\_\_

\_\_\_\_\_

Skryf die woorde vir die volgende prente.


2  
○

# i-klank

Lees die woorde en luister na die klanke.

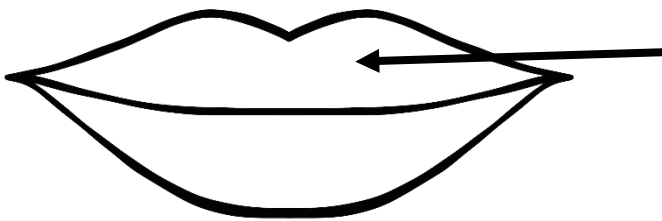


sin	pit	wit	wil
rit	gil	vin	vis
dis	dit	lip	hik

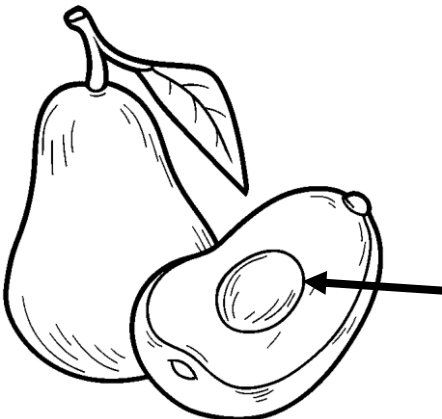


vis


vin



lip

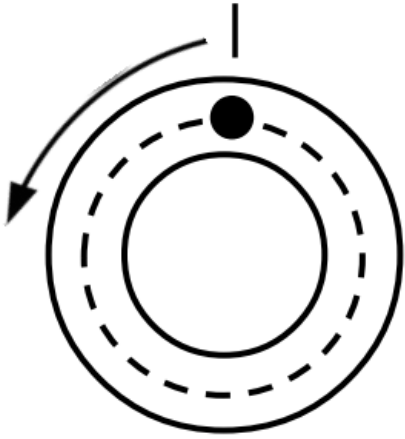


pit




gil

# o-klank




Lees die woorde en luister na die klanke.


bos	rol	pop	rot
vol	som	gom	hond
kom	pos	los	non




hond



rot



pos

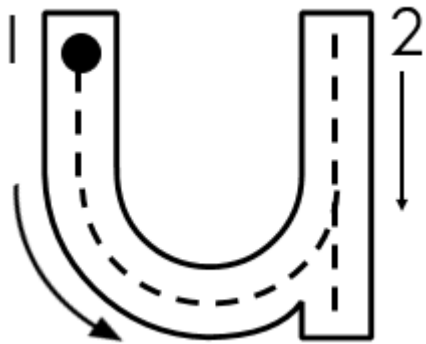


gom

1 + 1 = 2


som

# u-klank




Lees die woorde en luister na die klanke.


bus	put	mus	nut
rus	dun	kus	sug
hut	lus	sus	bul



bus



put






bul



hut

Voltooi die sinne deur die woorde in die sterre te gebruik.



Ek \_\_\_\_\_ op my bed.

Die boek is nie dik nie, hy is \_\_\_\_\_.

Ben val op sy \_\_\_\_\_.

Die man bly in 'n \_\_\_\_\_.

Ek is \_\_\_\_\_ vir 'n roomys.




Trek 'n lyn met 'n liniaal van die woord na die regte prent.

bus

rug

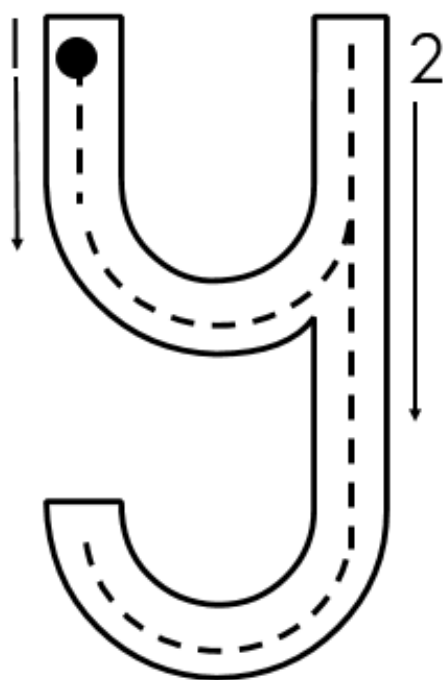
mus

hut

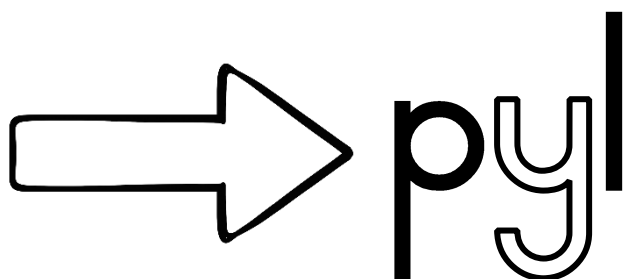


# y-klank


Lees die woorde en luister na die klanke.




wys	lyk	pyl	rys
lyn	byt	hy	jy
by	kyk	lyf	my



kyk



lyf



rys



# LEES en SOEK

Lees die woorde en kleur dan die prentjie in.

O pyl

O bul

O rys

O non

Ohut

Ohond

Ohut






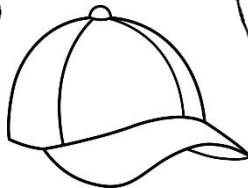
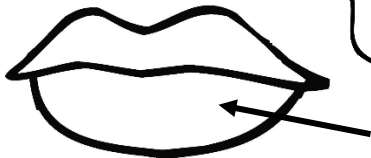
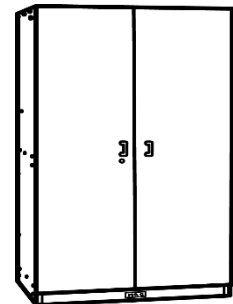


Okat

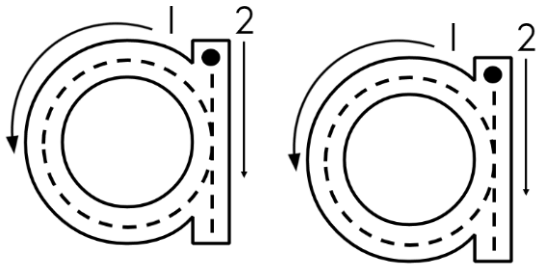
Okas

Ovis

Opet

Olip





Oefen om die aa-klank te skryf.


\_\_\_\_\_

\_\_\_\_\_

\_\_\_\_\_

\_\_\_\_\_

\_\_\_\_\_



Skryf die aa-klank in die blokkies.

--	--

Vul die aa-klank in.

m \_\_\_\_\_ n      b \_\_\_\_\_ n

h \_\_\_\_\_ n      g \_\_\_\_\_ r

kr \_\_\_\_\_ n      b \_\_\_\_\_ s

tr \_\_\_\_\_ n      d \_\_\_\_\_ r

Skryf jou eie aa-woorde in die tabel.


Skryf 'n sin met 'n aa-woord  
en onderstreep die woord met  
'n inkleurpotlood.

\_\_\_\_\_

\_\_\_\_\_

\_\_\_\_\_

\_\_\_\_\_

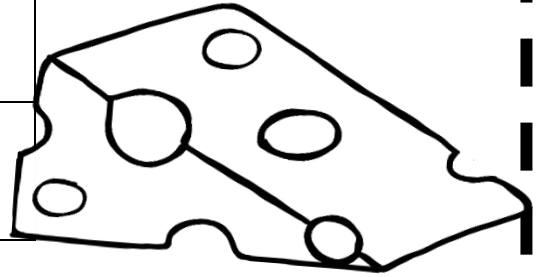
\_\_\_\_\_

\_\_\_\_\_

# aa-klank

Lees die woorde en luister na die klanke.

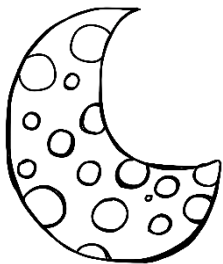


kaas	haan	haas	maan
gaap	kraan	taak	aand
baan	jaar	maat	vaak



Lees die sinne en onderstreep die aa-woorde.

1. Ek is baie vaak in die aand.
2. Ek en my maat werk saam aan 'n taak.
3. Ek is agt jaar oud.
4. My oom sê die maan is van kaas gemaak.
5. Die haan kraai elke oggend.


Skryf die woord neer vir elke prent.

# aa-klank

Onderstreep die regte woord.

1. Die muis eet 'n groot stuk kaas /kas.
2. Ek en my mat/maat speel lekker met die bal.
3. Die man/maan skyn in die nag.
4. Die polisieman jaag/jag die dief.
5. Juffrou merk my tak/taak.

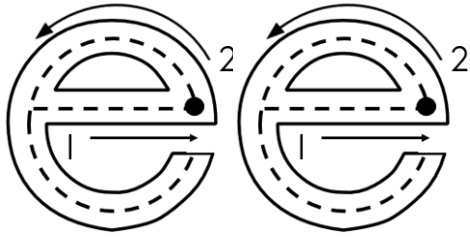


Skommel die woorde reg om 'n sin te vorm en skryf dan die sin neer.

vaak. Ek is

helder. skyn maan Die

'n kaas. muis Die eet stukkie



Oefen om die ee-klank te skryf.

\_\_\_\_\_

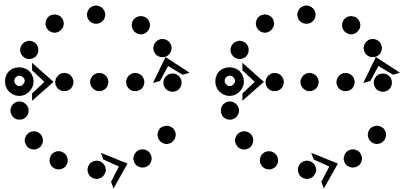
-----

\_\_\_\_\_

\_\_\_\_\_

-----

\_\_\_\_\_



Skryf die ee-klank in die blokkies.

--	--

Vul die ee-klank in.

kw \_\_\_\_ k      s \_\_\_\_ p  
st \_\_\_\_ k      m \_\_\_\_ t  
br \_\_\_\_ k      w \_\_\_\_ t  
b \_\_\_\_ t      v \_\_\_\_ r

Skryf jou eie ee-woorde in die tabel.


Skryf 'n sin met 'n ee-woord  
en onderstreep die woord met  
'n inkleurpotlood.

\_\_\_\_\_

\_\_\_\_\_

\_\_\_\_\_

\_\_\_\_\_


\_\_\_\_\_

\_\_\_\_\_

# ee-klank

Lees die woorde en luister na die klanke.

lees	bees	seep	been
veer	meel	deeg	teen
keel	f ees	leer	week

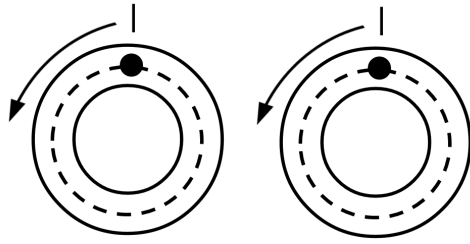


Lees die sinne en onderstreep die ee-woorde.

1. My ma gebruik meel om deeg te maak.
2. Ek was my been met seep.
3. My keel is baie seer.
4. My pa hou baie van lees.
5. Ek leer baie hard vir die toets.

Skryf die woord neer vir elke prent.

A line drawing of a shallow bowl filled with soap suds, with several bubbles rising from the surface.	A simple line drawing of a ladder with five rungs.	A detailed line drawing of a single feather, showing its central shaft and the vane.



Oefen om die oo-klank te skryf.


\_\_\_\_\_

-----

\_\_\_\_\_

-----

\_\_\_\_\_



Skryf die oo-klank in die blokkies.

--	--

Vul die oo-klank in.

k \_\_\_\_ k      b \_\_\_\_ t  
r \_\_\_\_ k      st \_\_\_\_ t  
dr \_\_\_\_ m      b \_\_\_\_ n  
gr \_\_\_\_ t      sk \_\_\_\_ n

Skryf jou eie oo-woorde in die tabel.


Skryf 'n sin met 'n oo-woord en onderstreep die woord met 'n inkleurpotlood.

\_\_\_\_\_

\_\_\_\_\_

\_\_\_\_\_

\_\_\_\_\_


\_\_\_\_\_

\_\_\_\_\_

# oo-klank

Lees die woorde en luister na die klanke.

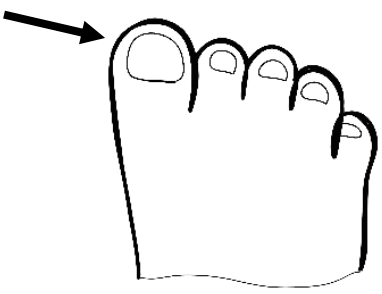


toon	boom	hoof	loop
koop	kook	woon	brood
roos	boot	groot	stoof



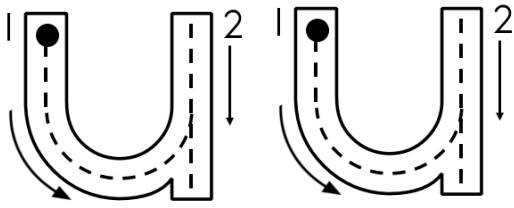
Lees die sinne en onderstreep die oo-woorde.

1. Dit is 'n baie groot boom.
2. My ma pluk 'n rooi roos.
3. My ma kook kos op die stoof.
4. My hoof is baie gaaf.
5. Ek loop skool toe elke dag.
6. Ons eet vars brood.

Skryf die woord neer vir elke prent.





Oefen om die uu-klank te skryf.

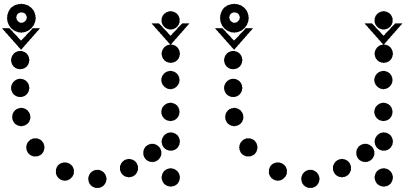
\_\_\_\_\_

\_\_\_\_\_

\_\_\_\_\_

\_\_\_\_\_

\_\_\_\_\_



Skryf die uu-klank in die blokkies.

--	--

Vul die uu-klank in.

m \_\_\_\_ r      b \_\_\_\_ rt  
b \_\_\_\_ rman    g \_\_\_\_ r  
s \_\_\_\_ r      st \_\_\_\_ r  
t \_\_\_\_ r      d \_\_\_\_ r

Skryf jou eie uu-woorde in die tabel.


Skryf 'n sin met 'n uu-woord  
en onderstreep die woord met  
'n inkleurpotlood.

\_\_\_\_\_

\_\_\_\_\_

\_\_\_\_\_

\_\_\_\_\_


\_\_\_\_\_

\_\_\_\_\_

# uu-klank

Lees die woorde en luister na die klanke.




vuur	duur	skuur	muur
bestuur	suur	nuus	huur
buurman	stuur	gluur	nuut



Lees die sinne en onderstreep die uu-woorde.

1. My pa bestuur 'n baie duur kar.
2. Die suurlemoen proe baie suur.
3. My oupa kyk elke aand die nuus.
4. Die boer het 'n groot skuur vir sy hooi.
5. My hemp is nuut.

Skryf die woord neer vir elke prent.

Sê die prent se naam. Luister na die middelklank en vul die regte klank in.

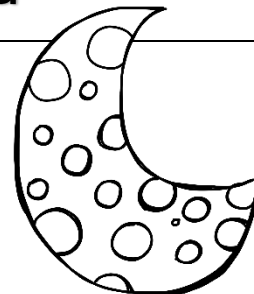
-aa-, -ee-, -oo-, -uu-



p\_\_r



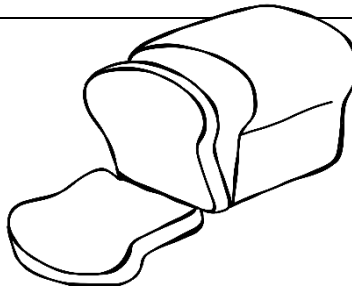
v\_\_r




m\_\_n




v\_\_r




br\_\_d




sk\_\_r



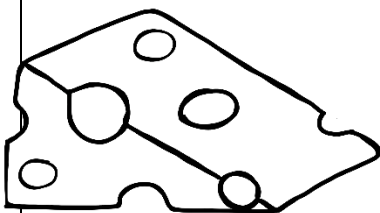
m\_\_r



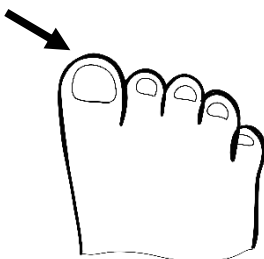
r\_\_s



b\_\_r



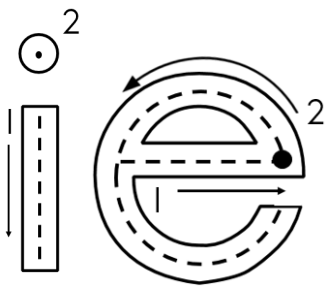
k\_\_s



t\_\_n



b\_\_s



Oefen om die ie-klank te skryf.


\_\_\_\_\_

-----

\_\_\_\_\_

-----

\_\_\_\_\_



Skryf die ie-klank in die blokkies.

--	--

Vul die ie-klank in.

m \_\_\_\_\_ r      t \_\_\_\_\_ r

v \_\_\_\_\_ r      n \_\_\_\_\_ r

d \_\_\_\_\_ r      b \_\_\_\_\_ r

s \_\_\_\_\_ n      w \_\_\_\_\_ l

Skryf jou eie ie-woorde in die tabel.


Skryf 'n sin met 'n ie-woord en onderstreep die woord met 'n inkleurpotlood.

\_\_\_\_\_

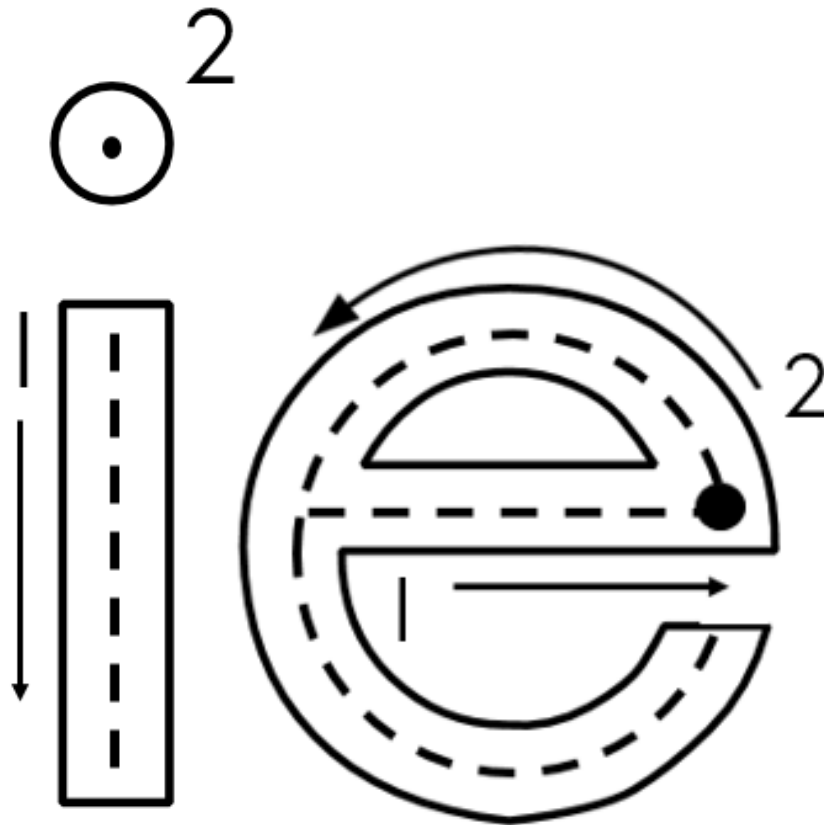
\_\_\_\_\_

\_\_\_\_\_

\_\_\_\_\_

\_\_\_\_\_




\_\_\_\_\_

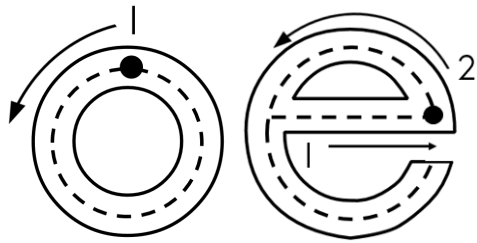


Lees die woorde en omkring die ie-klank in elke woord.

mier	tier	dier	drie	nies
kies	siek	fiets	wiel	fliiek
lief	wieg	sien	piets	grafiek

Skryf die woord neer vir elke prent.



Oefen om die oe-klank te skryf.

---


---

---

---

---

---



Skryf die oe-klank in die blokkies.

--	--

Vul die oe-klank in.

k \_\_\_\_ k      b \_\_\_\_ k  
s \_\_\_\_ k      bl \_\_\_\_ d  
d \_\_\_\_ k      spr \_\_\_\_ t  
gr \_\_\_\_ t      sk \_\_\_\_ n

Skryf jou eie oe-woorde in die tabel.


Skryf 'n sin met 'n oe-woord en onderstreep die woord met 'n inkleurpotlood.

---

---

---

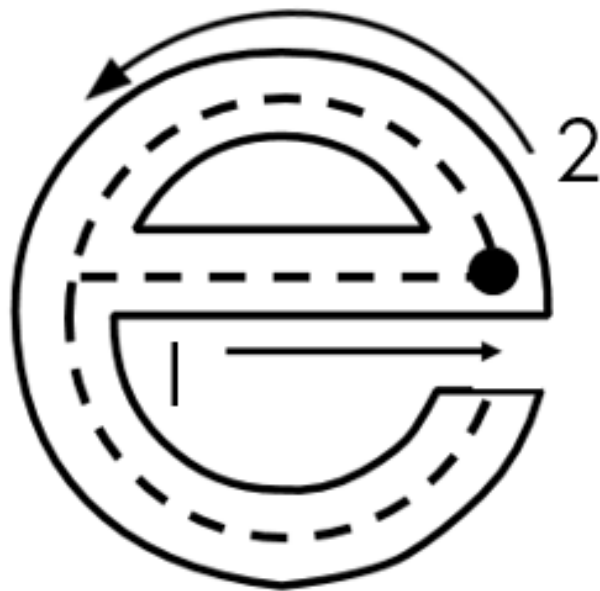
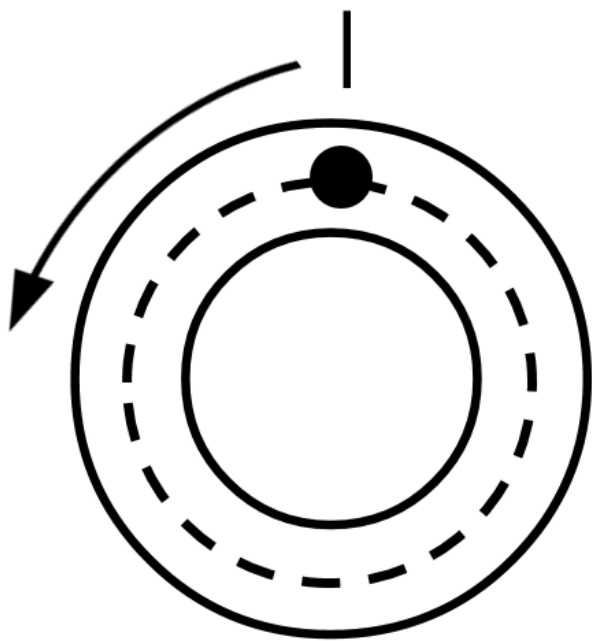
---

---

---

---

---

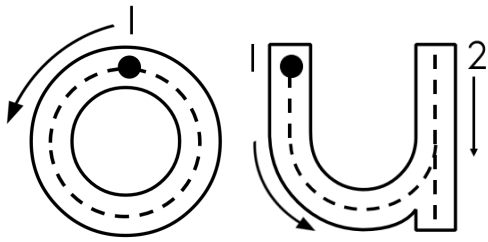


Lees die woorde en omkring die oe-klank in elke woord.

hoed	boer	koek	moet
hoes	koel	doek	voet
koeldrank	boek	soek	hoeveel

Skryf die woord neer vir elke prent.





Oefen om die ou-klank te skryf.

---


---

---

---

---

---



Skryf die ou-klank in die blokkies.

--	--

Vul die ou-klank in.

m \_\_\_\_\_ b \_\_\_\_\_ d  
p \_\_\_\_\_ g \_\_\_\_\_ d  
k \_\_\_\_\_ s s \_\_\_\_\_ t  
tr \_\_\_\_\_ gr \_\_\_\_\_

Skryf jou eie ou-woorde in die tabel.


Skryf 'n sin met 'n ou-woord  
en onderstreep die woord met  
'n inkleurpotlood.

---

---

---

---

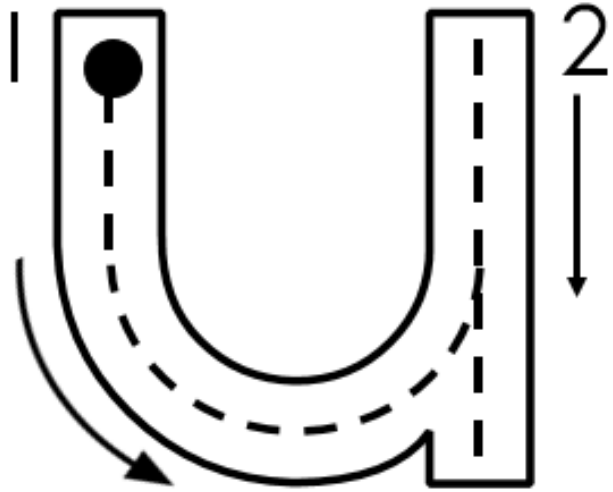
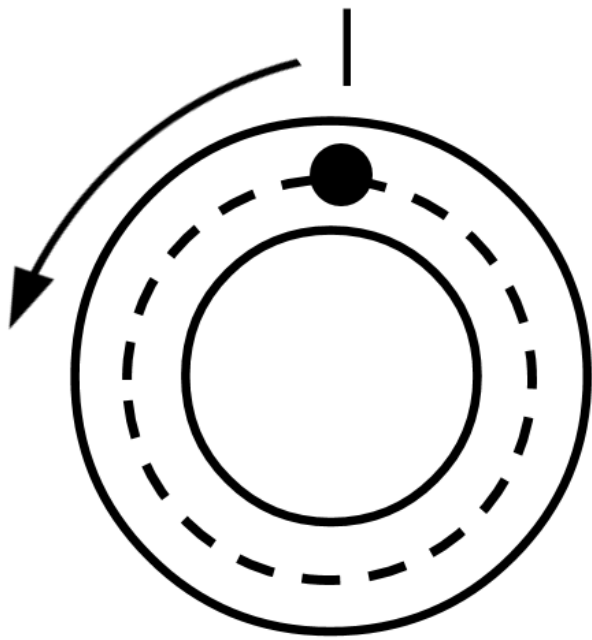
---

---

---

---





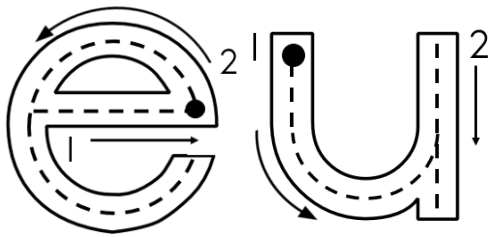


Lees die woorde en omkring die ou-klank in elke woord.

oud	sout	kous	sous
mou	fout	vou	koud
hout	boud	goud	bou

Skryf die woord neer vir elke prent.





Oefen om die eu-klank te skryf.

---


---

---

---

---

---



Skryf die eu-klank in die blokkies.

--	--

Vul die eu-klank in.

r \_\_\_\_ s      j \_\_\_\_ k  
n \_\_\_\_ s      g \_\_\_\_ t  
k \_\_\_\_ se      kr \_\_\_\_ n  
l \_\_\_\_ se      s \_\_\_\_ n

Skryf jou eie eu-woorde in die tabel.


Skryf 'n sin met 'n eu-woord  
en onderstreep die woord met  
'n inkleurpotlood.

---

---

---

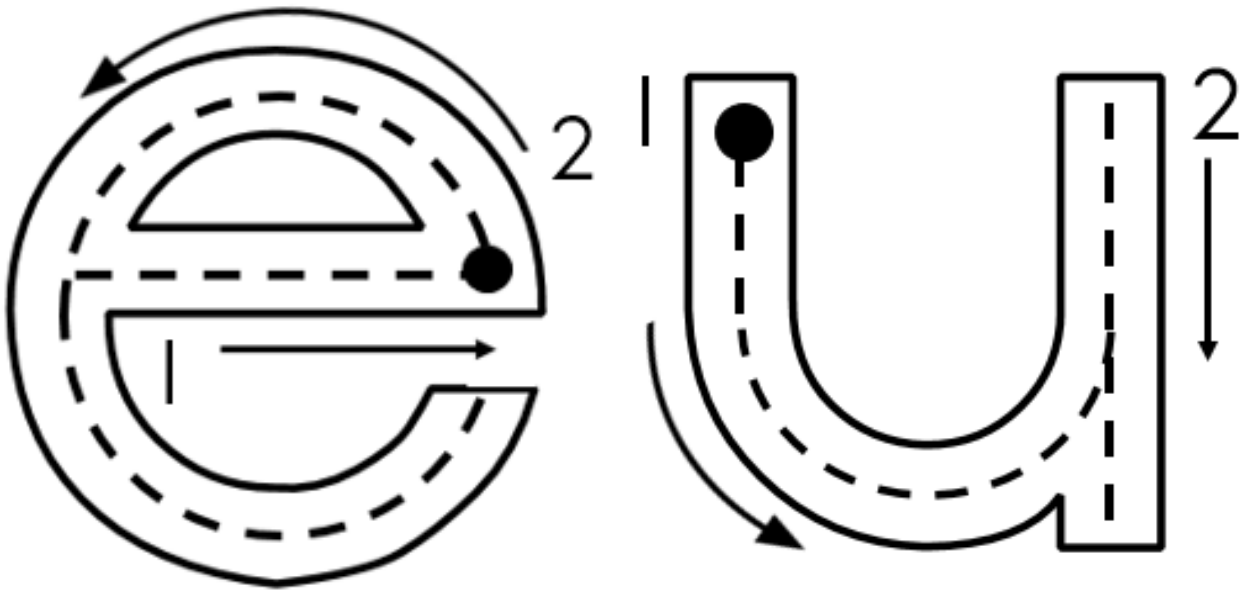
---

---

---

---

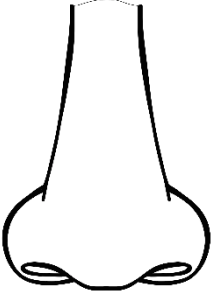
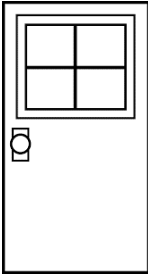

---

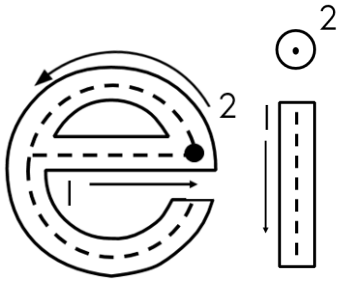


Lees die woorde en omkring die eu-klank in elke woord.

neus	seun	kneus	reuk
deur	reun	neul	geur
neut	beur	geur	breuk

Skryf die woord neer vir elke prent.



Oefen om die ei-klank te skryf.

\_\_\_\_\_


-----

\_\_\_\_\_

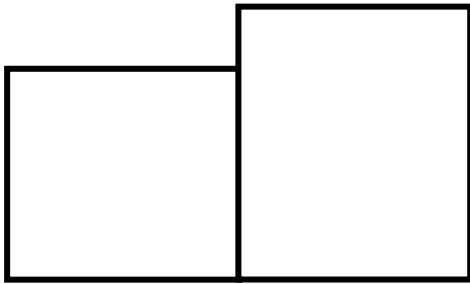
\_\_\_\_\_

-----

\_\_\_\_\_



Skryf die ei-klank in die blokkies.



Vul die ei-klank in.

r \_\_\_\_ s      kl \_\_\_\_ n  
vl \_\_\_\_      m \_\_\_\_ sie  
br \_\_\_\_ n      r \_\_\_\_ n  
s \_\_\_\_ n      pal \_\_\_\_ s

Skryf jou eie ei-woorde in die tabel.


Skryf 'n sin met 'n ei-woord en onderstreep die woord met 'n inkleurpotlood.

\_\_\_\_\_

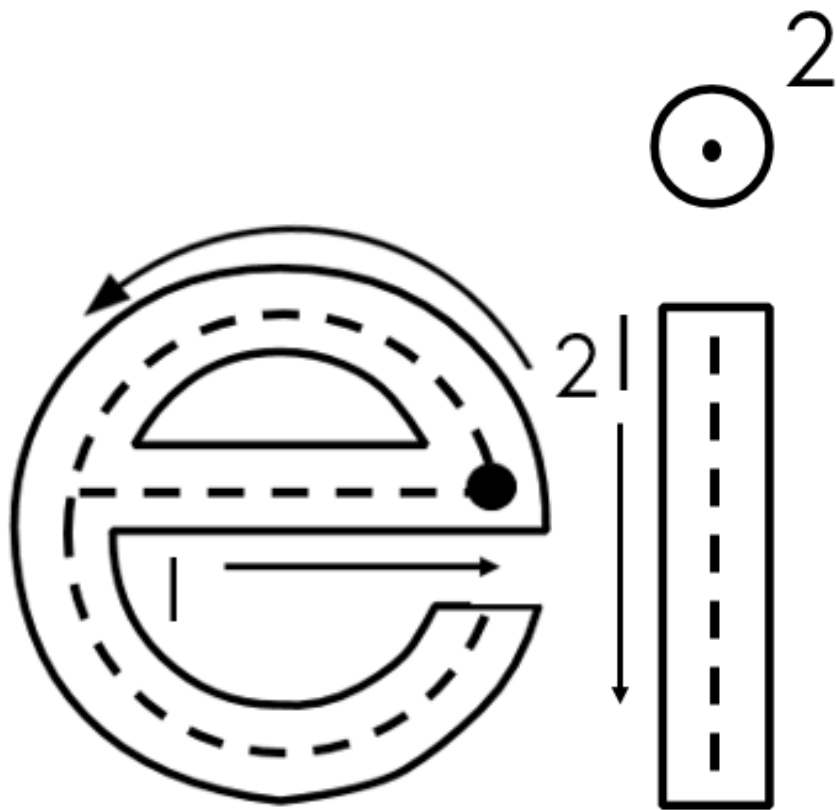
\_\_\_\_\_

\_\_\_\_\_

\_\_\_\_\_

\_\_\_\_\_


\_\_\_\_\_

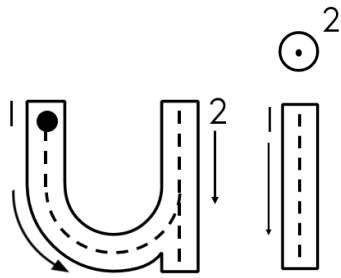


Lees die woorde en omkring die ei-klank in elke woord.

eier	seil	vleis	trein
keil	lei	brei	eiland
wei	reis	veilig	klein

Skryf die woord neer vir elke prent.





Oefen om die ui-klank te skryf.

---

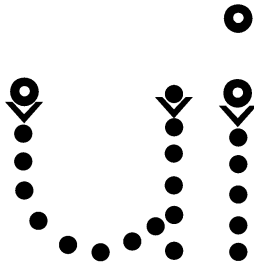
---

---

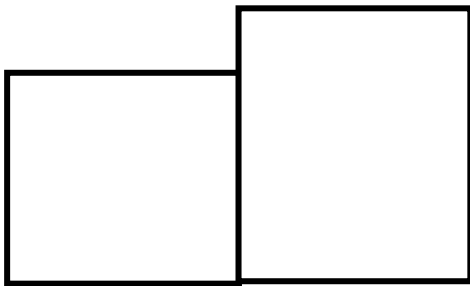
---

---

---



Skryf die ui-klank in die blokkies.



Vul die ui-klank in.

r \_\_\_\_ k      kr \_\_\_\_ s

r \_\_\_\_ l      h \_\_\_\_ s

pr \_\_\_\_ k      m \_\_\_\_ s

v \_\_\_\_ l      l \_\_\_\_ s

Skryf jou eie ui-woorde in die tabel.


Skryf 'n sin met 'n ui-woord en onderstreep die woord met 'n inkleurpotlood.

---

---

---

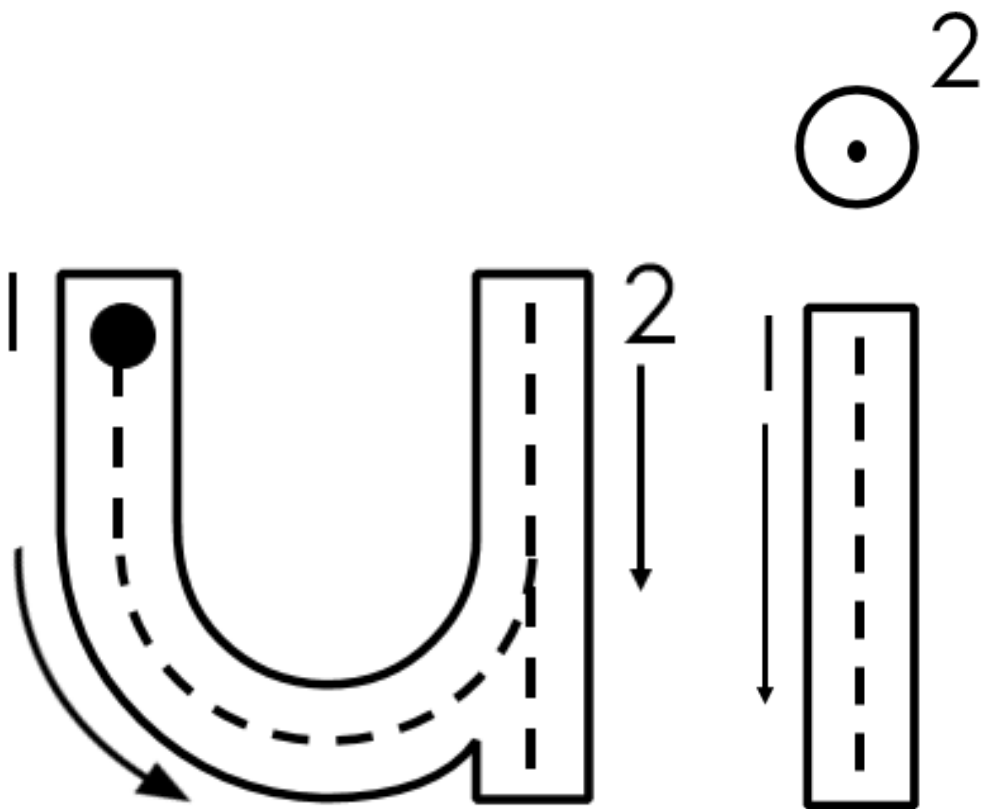
---

---

---

---


---



Lees die woorde en omkring die ui-klank in elke woord.


huis	huil	uil	uit
tuin	duik	ruit	kombuis
muis	vuis	suiker	luister

Skryf die woord neer vir elke prent.

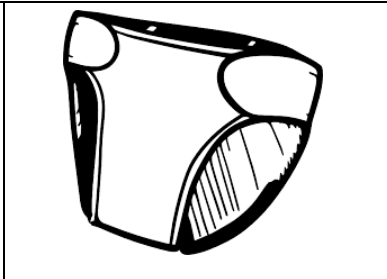


Sê die prent se naam. Luister na die middelklank en vul die regte klank in.


-oe-, -ei-, -ie-, -eu-, -ui-




\_\_\_land




d\_\_\_k




h\_\_\_l




h\_\_\_d




f\_\_\_ts




n\_\_\_t



br\_\_\_k



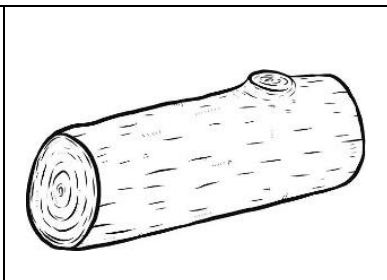
g\_\_\_d



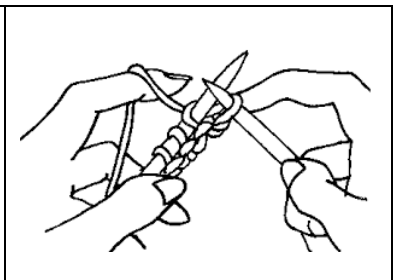
r\_\_\_t



r\_\_\_s



h\_\_\_t



br\_\_\_



# Hoofletters

## 1. Aan die begin van 'n sin:

- Ek hou baie van roomys.
- My ma is die beste.



## 2. Name en vanne:

- Jan Brink speel rugby.
- Anel hou van pienk blomme.
- Juffrou Sarah is my gunsteling Juffrou.

## 3. Name van diere:

- Ons kry vars melk van Daisie die koei.
- Pieter se hond se naam is Vabond.
- Matewis is my kat se naam.

## 4. Dae van die week:

- Ek verjaar Vrydag.

## 5. Maande van die jaar:

- My verjaarsdag is in Junie.

6. Name van dorpe, plekke en provinsies:

- Ek bly in Suid-Afrika.
- Vandag gaan ons na Tafelberg.
- Ons bly in Bloemfontein in die Vrystaat.

7. Name van koerante, tydskrifte en winkels:

- My pa koop die Huisgenoot by Checkers.
- My ma koop die Vaalweekblad by Spar.
- My sussie koop die Sarie by Pick 'n Pay.

8. Name van strate:


- Ons bly in Gumtreestraat.

9. Name van damme en riviere:

- Die Gariepdam is in die Oranjerivier.
- Ons ry op 'n boot op die die Vaalrivier.


10. Titels:

- Nelson Mandela was ons eks - President.



# LEESTEKENES

## Punt



2. Aan die einde van 'n sin.

- Ek is lief vir my familie.

1. Na 'n afkorting:

- Vr.
- Des.
- Dr.

## Komma

1. Voor want en maar:

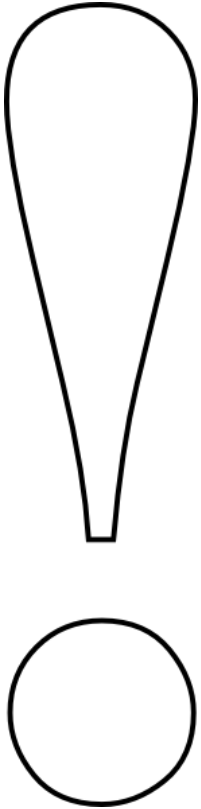
- Ek hou van appels, maar nie van piesangs nie.
- Ek soek my skoene, maar ek kry dit nie.

2. Tussen 'n lys woorde, inplaas van "en":

- Ek hou van appels, pere, perskes en piesangs.



# Uitroepteken




'n Uitroepteken word aan die einde van 'n sin gebruik wanneer jy kwaad of opgewonde is of wanneer jy skree.

1. Eind! Dis is seer.
2. Help my!
3. Jy maak my so kwaad!

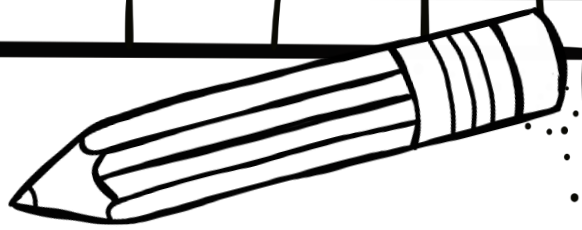
# Vraagteken

'n Vraagteken word gebruik aan die einde van 'n sin wanneer jy 'n vraag vra:

1. Kan jy my help?
2. Waar is my skoene?
3. Wat is jou naam?
4. Wie is jy?
5. Wanneer verjaar jy?
6. Hoekom praat jy so baie?



Teken elke leesteken langs sy naam.



vraagteken

punt

uitroepteken

komma

Skryf die sin oor en vul die hoofletters en leestekens in.

hou jy van skyfies

mamma bak vir ons koek

kyk daar is 'n slang in die gras

in die aand skyn die maan