

GRAAD 2

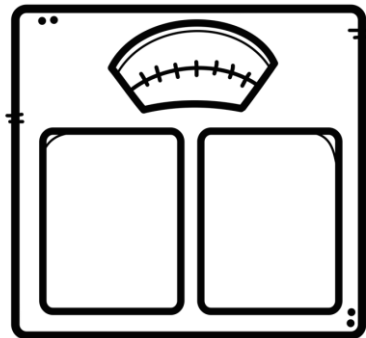
AFRIKAANS HUISTAAL

Kwartaal 3


s k op



s k aal



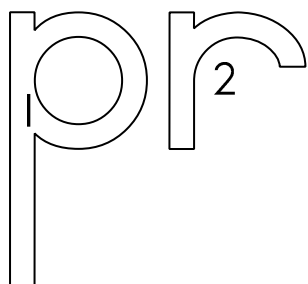
s k ip



Naam:



Kleur die "pr-klank" in.




1 - groen  
2 - geel

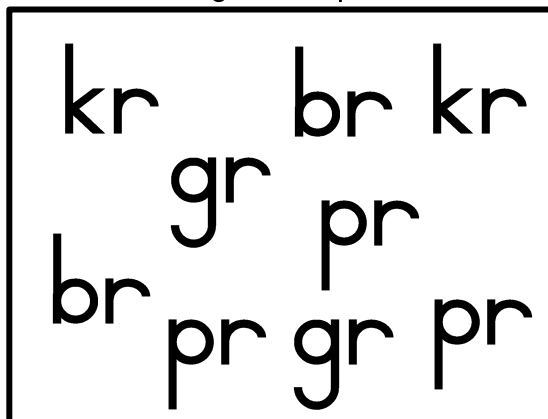
Lees die woorde.

pruim	praat	preek
prys	pruik	proe
prop	pret	prag

Trek oor die klank.




Omkring al die pr-klanke.



Soek die pr-woorde en kleur dit in.

h	p	t	p	r	e	e	k	l	r
d	r	a	c	l	o	a	s	a	p
m	o	l	p	r	y	s	n	y	r
a	e	a	k	n	a	c	a	u	a
t	e	y	e	b	k	p	k	l	a
g	p	r	u	i	m	a	e	o	t
h	a	t	e	d	d	y	b	k	i
c	a	p	r	u	i	k	k	e	n




preek
proe
praat
pruik
pruim
prys




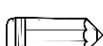


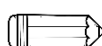
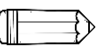


# pr-klank

Skryf die woord vir elke prent en onderstreep die pr-klank.

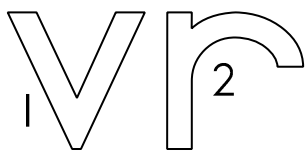
	<p>Mamma kyk eers wat is die _____ van die rok.</p> 	
<input type="text"/>	<input type="text"/>	<input type="text"/>

		<p>Die dominee _____ vir ons Sondag.</p> 
<input type="text"/>	<input type="text"/>	<input type="text"/>

Bou die pr-woorde.

 pr	—	ys	—	<input type="text"/>	 pr	—	et	—	<input type="text"/>
 pr	—	eek	—	<input type="text"/>	 pr	—	uim	—	<input type="text"/>
 pr	—	aat	—	<input type="text"/>	 pr	—	uik	—	<input type="text"/>
 pr	—	oe	—	<input type="text"/>	 pr	—	op	—	<input type="text"/>

Kleur die "vr-klank" in.

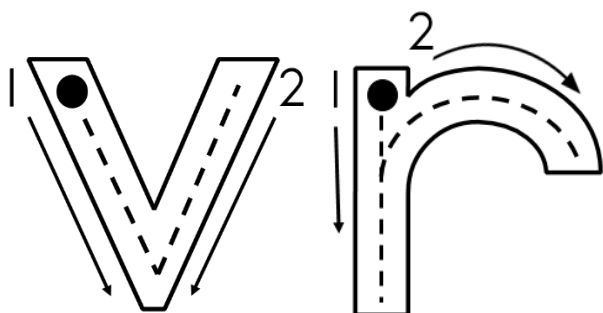


1 - geel  
2 - pers

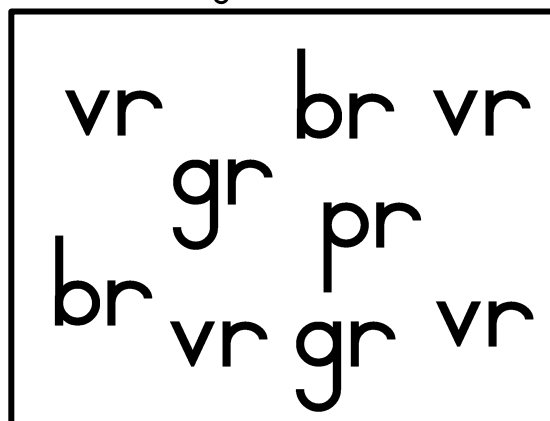
Lees die woorde.

vrou	vrat	vrug
vraag	vrees	vries
vroeg	vriend	vrag

Trek oor die klank.



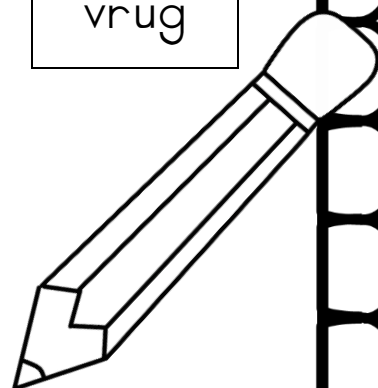
Omkring al die vr-klanke.



Soek die vr-woorde en kleur dit in.




v	r	o	u	r	e	e	k	l	v
d	r	a	c	l	o	a	s	v	r
m	o	l	p	r	y	s	n	r	i
v	r	e	e	s	a	c	a	a	e
t	e	v	e	b	k	p	k	a	s
g	p	r	u	i	m	a	e	g	t
h	a	a	e	d	d	y	b	k	i
c	a	t	r	v	r	u	g	e	n

vrou
vrees
vries
vrat
vraag
vrug











# vr-klank

Skryf die woord vir elke prent en onderstreep die vr-klank.

	<p>Links is 'n man en regs is 'n _____.</p> 	<p>Jana vra: "Hoe oud is jy?" Jana vra 'n _____.</p> 
<input type="text"/>	<input type="text"/>	<input type="text"/>

<p>Dit is baie koud. Ben _____.</p> 	<p>Liezl eet groente en Jan eet 'n _____.</p> 	<p>Andre is my beste _____.</p> 
<input type="text"/>	<input type="text"/>	<input type="text"/>

Bou die vr-woorde.

 vr	ies	<input type="text"/>	 vr	iend	<input type="text"/>
 vr	ou	<input type="text"/>	 vr	at	<input type="text"/>
 vr	aag	<input type="text"/>	 vr	ug	<input type="text"/>
 vr	ees	<input type="text"/>	 vr	oeg	<input type="text"/>

# Voornaamwoorde

Ons gebruik voornaamwoorde in die plek van naamwoorde.



jy

hy

sy

hulle

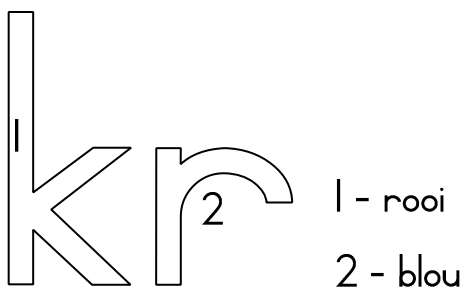
Lees elke sin en kleur dan die woord wat jy in die plek van die onderstreepte woord kan gebruik in.

<u>Klara</u> hou daarvan om met haar poppe te speel.	jy	hy	sy	
<u>Klara se ma</u> het vir haar 'n nuwe pop gekoop.	jy	hy	sy	
<u>Klara se boetie</u> het 'n nuwe robot gekry.	jy	hy	sy	
<u>Die robot</u> maak verskillende geluide.	jy	dit	sy	hy
<u>Klara en Mia</u> is beste maats.	sy	hulle	jy	
<u>Klara</u> wil graag by Mia gaan speel.	jy	hy	sy	
<u>Ben</u> wil graag in die parkie gaan swaai.	jy	hy	sy	
<u>Ben en Dawid</u> is seuns	jy	hulle	hy	

Vul die regte voornaamwoord in: jy, hy, sy of julle.

- \_\_\_\_\_ moet jou huiswerk doen.
- Hulle speel krieket by \_\_\_\_\_ huis.
- \_\_\_\_\_ bak koekies in haar kombuis.
- \_\_\_\_\_ moet jou warm aantrek in die winter.
- \_\_\_\_\_ sit haar bril op.

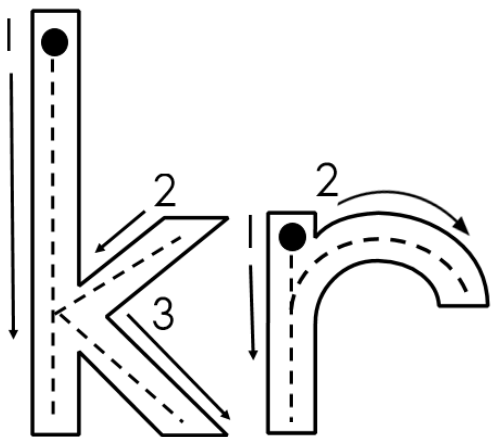
Kleur die "kr-klank" in.



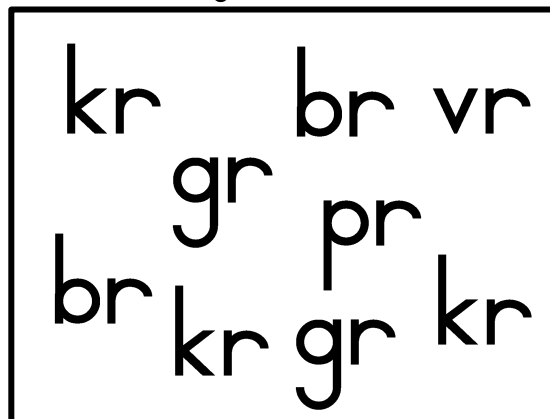
Lees die woorde.

krap	kriek	kraai
kraak	kruis	kreun
kry	kraan	krom

Trek oor die klank.




Omkring al die kr-klanke.



Soek die kr-woorde en kleur dit in.


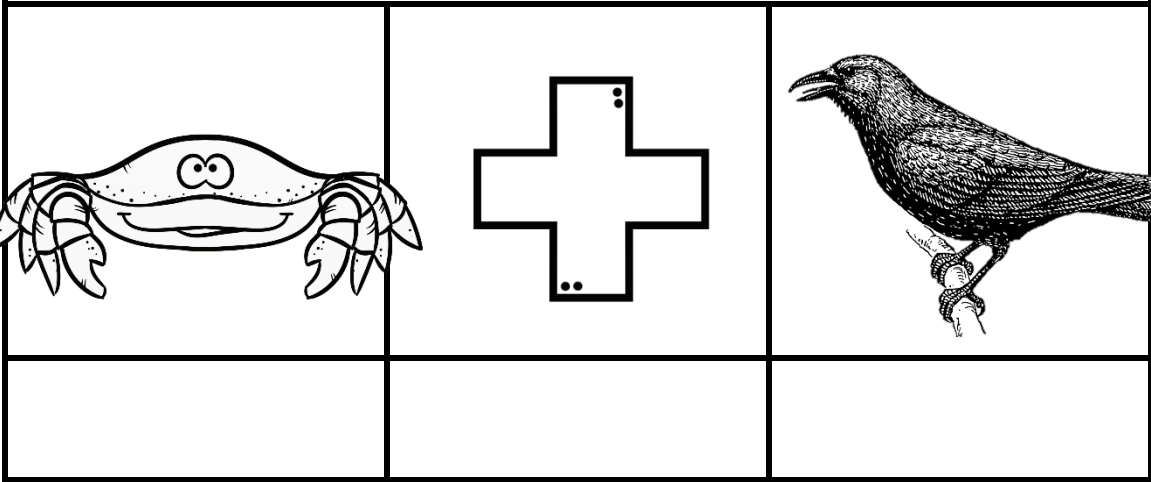
k	r	o	u	r	k	r	a	a	i
r	r	a	c	l	o	a	s	v	r
e	o	l	p	r	y	s	k	r	k
u	k	r	a	a	k	c	r	a	r
n	e	v	e	b	k	p	a	a	i
g	p	r	u	i	m	a	p	g	e
k	r	u	i	s	d	y	b	k	k
c	a	t	r	v	r	u	g	e	n

krap
kriek
kruis
kraak
kreun
kraai











# kr-klank

Skryf die woord vir elke prent en onderstreep die kr-klank.

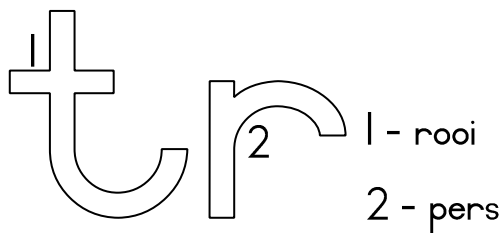


Bou die kr-woorde.

 kr	eun	<input type="text"/>	 kr	aak	<input type="text"/>
 kr	aai	<input type="text"/>	 kr	uis	<input type="text"/>
 kr	ap	<input type="text"/>	 kr	om	<input type="text"/>
 kr	iek	<input type="text"/>	 kr	aan	<input type="text"/>



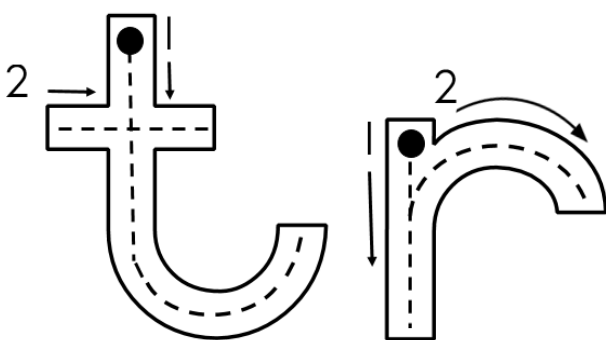
Kleur die "tr-klank" in.



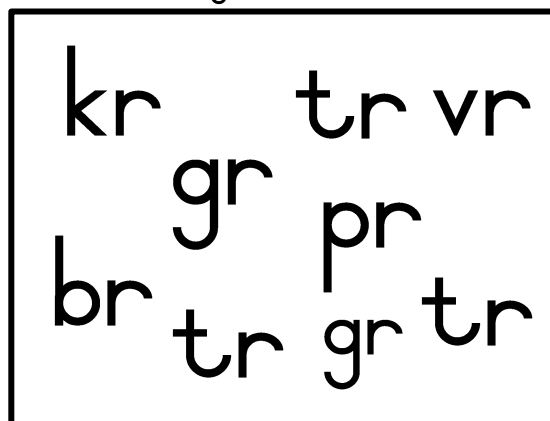
Lees die woorde.

trein	trek	troon
traan	treur	trui
trou	tref	trap

Trek oor die klank.




Omkring al die tr-klanke.



Soek die tr-woorde en kleur dit in.


t	r	t	r	e	u	r	a	a	i
r	r	a	c	l	o	a	s	v	r
a	o	l	t	r	y	s	t	r	k
a	k	r	r	a	k	c	r	a	t
n	e	v	e	b	k	p	u	a	r
g	p	r	k	i	m	a	i	g	e
k	r	u	i	s	d	y	b	k	i
t	r	o	o	n	r	u	g	e	n

trein
trui
troon
traan
treur
trek






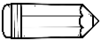




# tr-klank

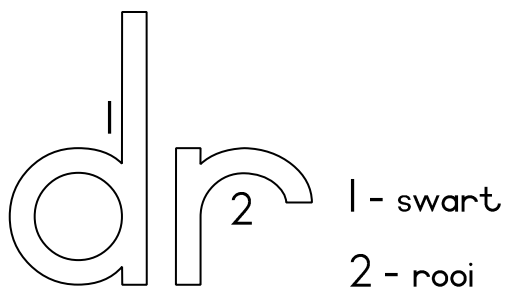
Skryf die woord vir elke prent en onderstreep die tr-klank.



Bou die tr-woorde.

 tr	aan	<input type="text"/>	 tr	ein	<input type="text"/>
 tr	eur	<input type="text"/>	 tr	oon	<input type="text"/>
 tr	ui	<input type="text"/>	 tr	ef	<input type="text"/>
 tr	ek	<input type="text"/>	 tr	ou	<input type="text"/>

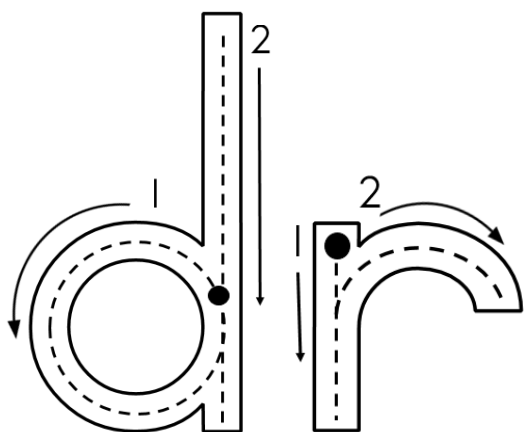
Kleur die "dr-klank" in.



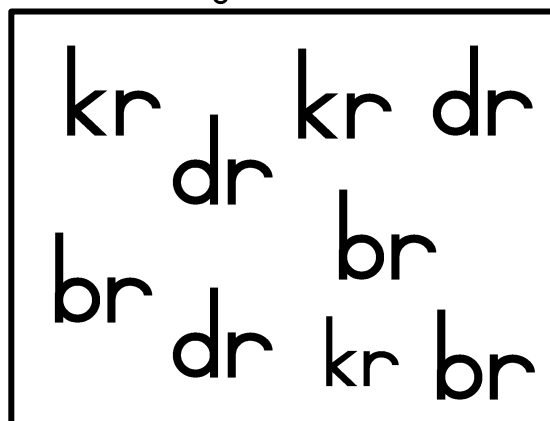
Lees die woorde.

dra	druk	draai
dryf	draf	drag
droom	drie	draak

Trek oor die klank.




Omkring al die dr-klanke.



Soek die dr-woorde en kleur dit in.



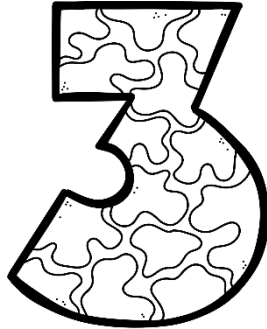
t	r	t	d	r	y	f	a	a	d
r	d	d	c	l	o	a	s	v	r
a	r	r	t	r	y	s	t	r	u
a	a	a	r	a	d	r	a	a	k
n	f	g	e	b	k	p	u	a	r
g	p	r	k	i	m	a	i	g	e
k	r	d	r	a	a	i	b	k	i
t	r	o	o	n	r	u	g	e	n

draaf
drag
dryf
draai
druk
dra











# dr-klank

Skryf die woord vir elke prent en onderstreep die dr-klank.

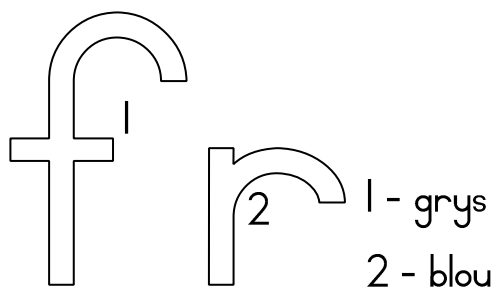
	Die seun _____ die boeke.		

	My pa gee my 'n stywe _____.	Die seun sit en dag _____ in die klas.	

Bou die dr-woorde.

 dr	—	ag	—	<input type="text"/>	 dr	—	a	—	<input type="text"/>
 dr	—	aai	—	<input type="text"/>	 dr	—	af	—	<input type="text"/>
 dr	—	yf	—	<input type="text"/>	 dr	—	ie	—	<input type="text"/>
 dr	—	uk	—	<input type="text"/>	 dr	—	oom	—	<input type="text"/>

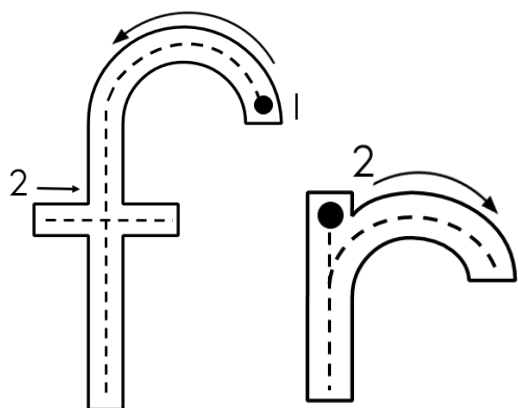
Kleur die "fr-klank" in.



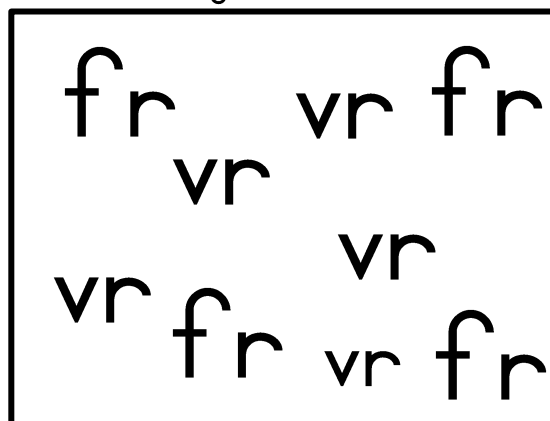
Lees die woorde.

fraai	frats	frokkie
frommel	fris	frons

Trek oor die klank.




Omkring al die fr-klanke.



Soek die fr-woorde en kleur dit in.

t	r	t	d	r	y	f	a	a	f
r	f	f	r	o	n	s	s	v	r
a	r	r	t	r	y	s	t	r	o
a	a	a	r	a	d	r	a	a	m
n	a	f	r	i	s	p	u	a	m
g	i	r	f	r	a	t	s	g	e
k	r	d	r	a	a	i	b	k	l
t	f	r	o	k	k	i	e	e	n




frons
fraai
frommel
fris
frokkie
frats






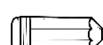
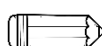

# fr-klank

Skryf die woord vir elke prent en onderstreep die fr-klank.

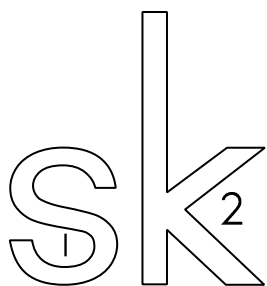
<p>Dit was 'n _____ ongeluk.</p> 	<p>Die meisie lyk _____ in haar nuwe klere.</p> 	<p>Die meisie _____ want sy is kwaad.</p> 
------------------------------------------------------------------------------------------------------------------------	--------------------------------------------------------------------------------------------------------------------------------------------	---------------------------------------------------------------------------------------------------------------------------------------

<p>In die winter dra ek 'n _____ onder my klere as dit koud is.</p> 	<p>Die man is _____ gebou.</p> 	<p>Die meisie _____ die papiere wat verkeerd is.</p> 
-----------------------------------------------------------------------------------------------------------------------------------------------------------------	------------------------------------------------------------------------------------------------------------------------	----------------------------------------------------------------------------------------------------------------------------------------------------

Bou die fr-woorde.

 fr	—	aai	—	<input type="text"/>	 fr	—	ats	—	<input type="text"/>
 fr	—	ons	—	<input type="text"/>	 fr	—	is	—	<input type="text"/>
 fr	—	ommel	—	<input type="text"/>					
 fr	—	okkie	—	<input type="text"/>					

Kleur die "sk-klank" in.

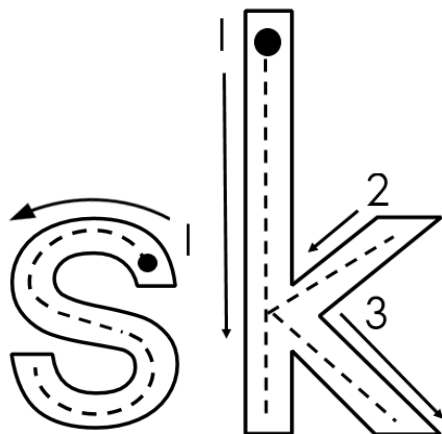


1 - oranje  
2 - geel

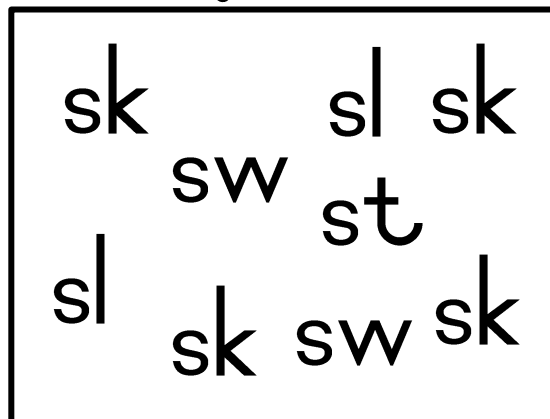
Lees die woorde.

skaal	skil	skoen
skool	skop	skip
skoon	skêr	skep

Trek oor die klank.




Omkring al die sk-klanke.



Soek die sk-woorde en kleur dit in.



k	r	o	u	r	k	s	a	a	i
r	s	k	o	o	l	k	s	v	r
e	o	l	p	r	y	a	k	r	k
u	s	k	i	p	k	a	o	a	r
n	e	v	e	b	k	l	e	a	i
g	p	r	u	i	m	a	n	g	e
s	k	o	p	s	d	y	b	k	k
c	a	t	s	k	i	p	g	e	n

skaal
skool
skoen
skop
skil
skip











# sk-klank

Skryf die woord vir elke prent en onderstreep die sk-klank.



Bou die sk-woorde.

 sk	—	op	—	<input type="text"/>	 sk	—	ip	—	<input type="text"/>
 sk	—	il	—	<input type="text"/>	 sk	—	oen	—	<input type="text"/>
 sk	—	aal	—	<input type="text"/>	 sk	—	êr	—	<input type="text"/>
 sk	—	ool	—	<input type="text"/>	 sk	—	oon	—	<input type="text"/>



Kleur die "sn-klank" in.

Sn

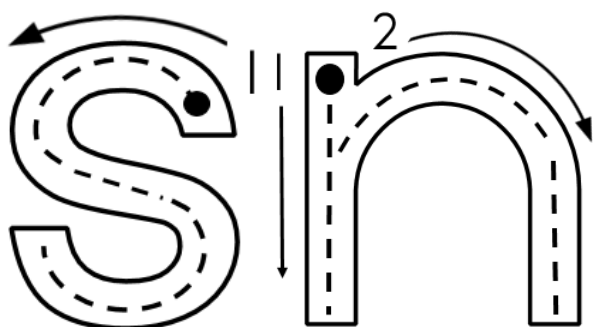
1 - oran je

2 - rooi

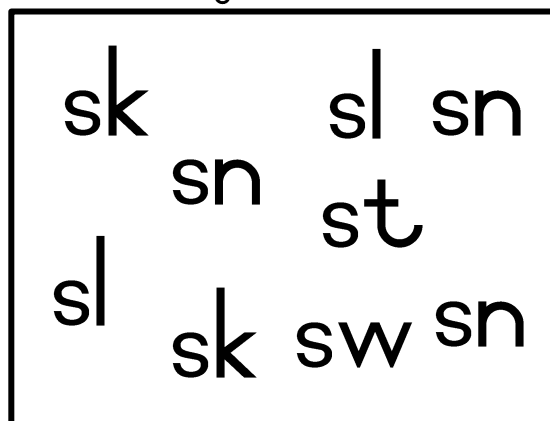
Lees die woorde.

snaaks	snik	snak
snork	sny	snor
sneeu	snoet	snel

Trek oor die klank.




Omkring al die sn-klanke.



Soek die sn-woorde en kleur dit in.



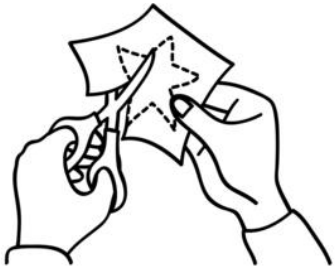
s	n	a	a	k	s	s	a	a	i
s	n	o	r	k	o	a	s	v	s
e	o	l	p	r	y	s	k	r	n
s	k	r	a	a	k	c	r	a	i
n	e	v	e	b	k	p	a	a	k
a	p	r	s	n	o	r	p	g	n
k	r	u	i	s	d	y	b	k	k
c	s	n	e	l	r	u	g	e	n




snik
snaaks
snork
snak
snel
snor











# sn-klank

Skryf die woord vir elke prent en onderstreep die sn-klank.

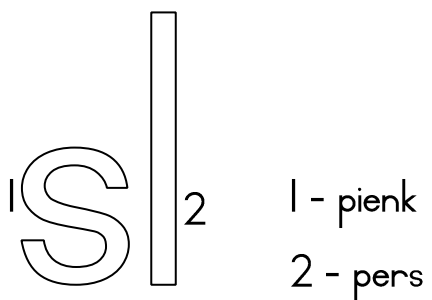
	<p>Die eend dink die grappie is baie _____.</p> 	
<input type="text"/>	<input type="text"/>	<input type="text"/>

	<p>Die man _____ baie hard.</p> 	<p>Die eendjie _____ soos hy huil.</p> 
<input type="text"/>	<input type="text"/>	<input type="text"/>

Bou die sn-woorde.

 sn	—	ak	—	<input type="text"/>	 sn	—	or	—	<input type="text"/>
 sn	—	ik	—	<input type="text"/>	 sn	—	y	—	<input type="text"/>
 sn	—	aaks	—	<input type="text"/>	 sn	—	eeu	—	<input type="text"/>
 sn	—	ork	—	<input type="text"/>	 sn	—	el	—	<input type="text"/>

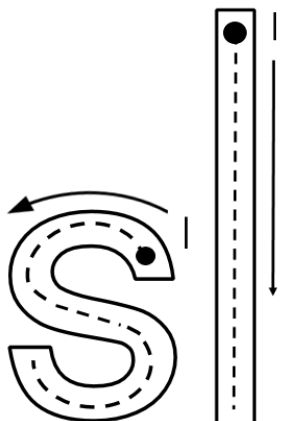
Kleur die "sl-klank" in.



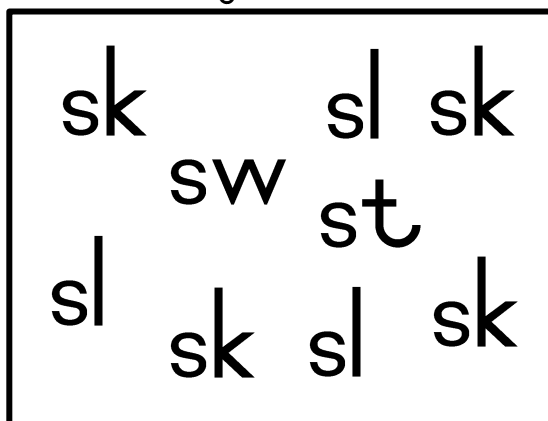
Lees die woorde.

slaag	slag	sleg
slaap	slak	slaan
slim	slang	sluit

Trek oor die klank.




Omkring al die sl-klanke.



Soek die sl-woorde en kleur dit in.


s	r	o	u	r	k	r	a	a	i
l	r	a	c	l	o	a	s	v	r
a	o	l	s	l	a	k	k	r	s
a	k	r	a	a	k	c	r	a	l
p	e	v	s	l	a	g	a	a	e
s	l	a	a	g	m	a	p	g	g
k	r	u	i	s	d	y	b	k	k
c	a	t	r	s	l	a	a	n	s

slaag
slaap
slag
slak
sleg
slaan





# sl-klank

Skryf die woord vir elke prent en onderstreep die sl-klank.



Hulle \_\_\_\_\_ die deur vir die vreemdeling.



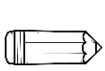
Die man \_\_\_\_\_ die bal.



Die seun is baie \_\_\_\_\_.



Bou die sl-woorde.



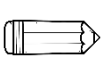
sl

aag



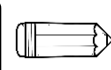
sl

im



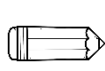
sl

ak



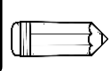
sl

ag



sl

eg



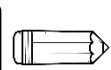
sl

uit



sl


aap



sl

aan

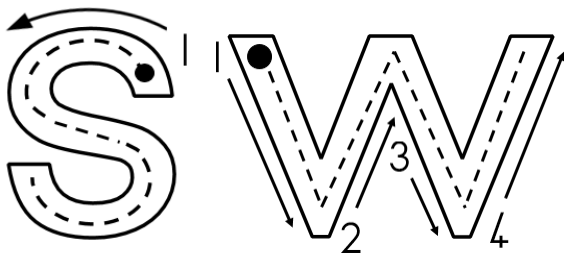
Kleur die "sw-klank" in.



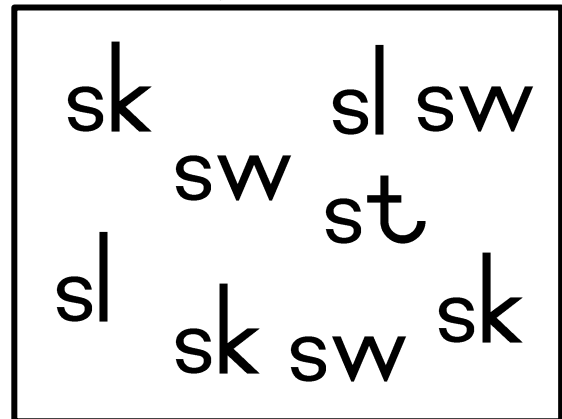
Lees die woorde.

swik	swem	swaai
sweer	swel	sweep
swaan	swoeg	swaar
sweet	swart	swak

Trek oor die klank.




Omkring al die sw-klanke.



Soek die sw-woorde en kleur dit in.


s	w	i	k	r	k	r	s	a	i
r	r	a	c	l	o	a	w	v	r
s	w	e	e	r	y	s	a	r	k
u	k	r	a	a	k	c	a	a	s
s	w	a	a	i	k	p	n	a	w
g	p	r	u	i	m	a	p	g	e
k	r	u	i	s	d	y	b	k	l
s	w	e	m	v	r	u	g	e	n

swaan
swik
sweer
swaai
swel
swem






# sw-klank

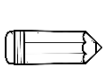
Skryf die woord vir elke prent en onderstreep die sw-klank.



Die kleur van die hasie is \_\_\_\_\_.




Bou die sw-woorde.



SW

aai



SW

aan



SW

ik



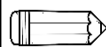
SW

el



SW

em




SW

eep



SW


eer



SW

eet

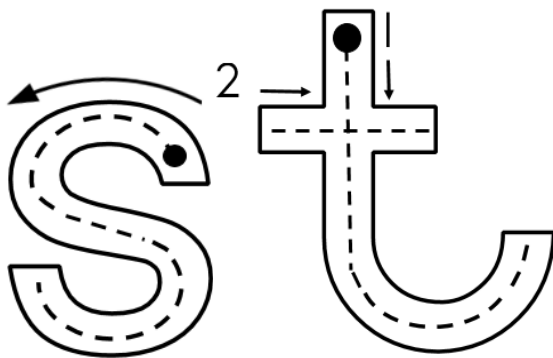
Kleur die "st-klank" in.



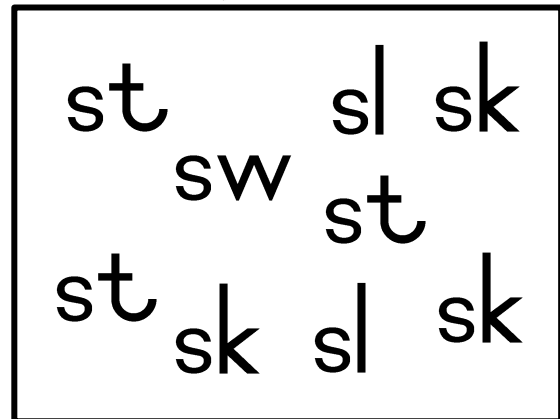
Lees die woorde.

staal	stuk	stel
stop	stil	stam
ster	stout	stoel

Trek oor die klank.



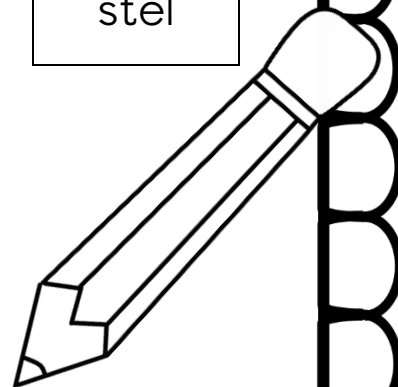
Omkring al die st-klanke.



Soek die st-woorde en kleur dit in.




k	r	o	u	s	t	o	e	l	s
r	r	a	c	l	o	a	s	v	r
s	t	a	a	l	y	s	k	r	s
u	k	r	a	a	k	c	r	a	t
s	t	e	l	s	k	p	a	a	o
g	p	r	u	t	m	a	p	g	u
k	r	u	i	u	d	y	b	k	t
s	t	a	m	k	r	u	g	e	n

stoel
staal
stout
stuk
stam
stel











# st-klank

Skryf die woord vir elke prent en onderstreep die st-klank.

		Ek eet 'n _____ koek. 

	Juffrou sê ons moet _____ wees. 	

Bou die st-woorde.

 st	—	aal	—	<input type="text"/>	 st	—	oel	—	<input type="text"/>
 st	—	el	—	<input type="text"/>	 st	—	am	—	<input type="text"/>
 st	—	uk	—	<input type="text"/>	 st	—	op	—	<input type="text"/>
 st	—	out	—	<input type="text"/>	 st	—	er	—	<input type="text"/>







# Antonieme

Voltooi die antonieme.

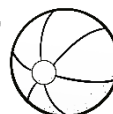
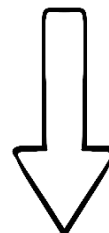
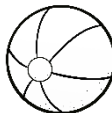
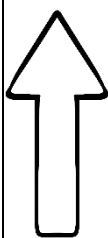




Antonieme is  
woorde met die  
teenoorgestelde  
betekenis.




groot



vuil



# Sinonieme



'n Sinoniem is 'n woord wat dieselfde betekenis as 'n ander woord het.

Verbind die woorde in die eerste kolom met die woorde in die tweede kolom wat dieselfde beteken.

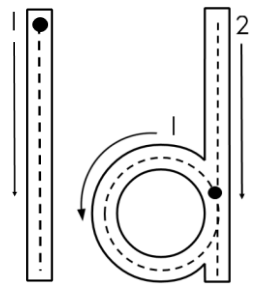
korrek		klein
kort		reg
'n klomp		yslik
weggeraak		pragtig
praat		baie
groot		verdwyn
mooi		gesels

Lees die sinne. Skryf 'n sinoniem vir die geonderstreepte woord.



1. Die seun se skoene het verdwyn. \_\_\_\_\_
2. Die olifant is baie groot. \_\_\_\_\_
3. Die seun het 'n klomp lekkers. \_\_\_\_\_
4. Die meisie praat baie. \_\_\_\_\_
5. Karla se antwoord in die toets was reg. \_\_\_\_\_
6. Mia is baie mooi. \_\_\_\_\_

# Woorde wat eindig op -ld

Skryf die woorde by die regte prent. Onderstreep die ld-klank.




held	geld	veld	speld
skuld	naald	wild	



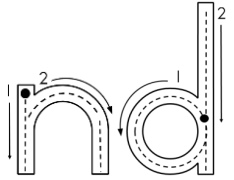
Onderstreep die regte woord.

1. Die beste wei in die veld/velt.
2. My pa is my helt/held.
3. My ma maak die gat in my broek reg met 'n naald/naalt en gare.
4. By die winkel koop ons kos met gelt/geld.
5. Die apies swaai wild/wilt aan die takke in die wildtuin.



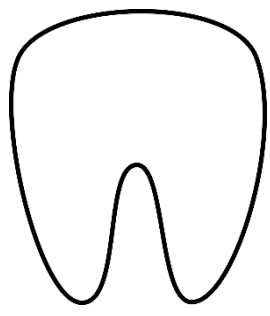



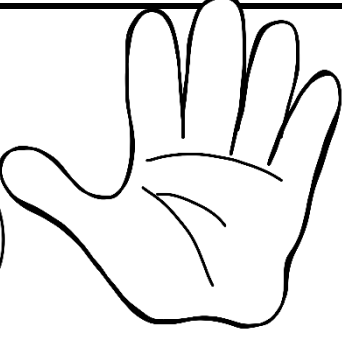
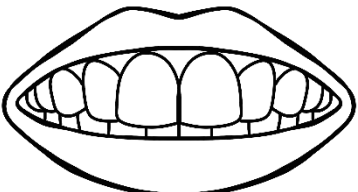
# Woorde wat eindig op -nd




Skryf die woorde by die regte prent. Onderstreep die nd-klank.



hand	sand	tand	mond	rand
kind	wind	band	hond	

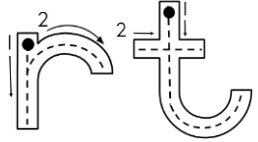
		


<p>Klara is 6 jaar oud. Sy is nie 'n grootmens nie. Sy is 'n _____.</p> 		

# Woorde wat eindig op -rt


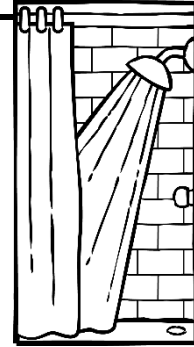
Skryf die woorde by die regte prent. Onderstreep die rt-klank.



kwart	tert	hart	swart
stort	kort	beurt	



Die kleur van die ster is \_\_\_\_\_.



Die ma is lank en ek is \_\_\_\_\_.

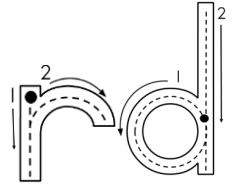


Ben en David kry elkeen 'n \_\_\_\_\_ om te swaai.




# Woorde wat eindig op -rd

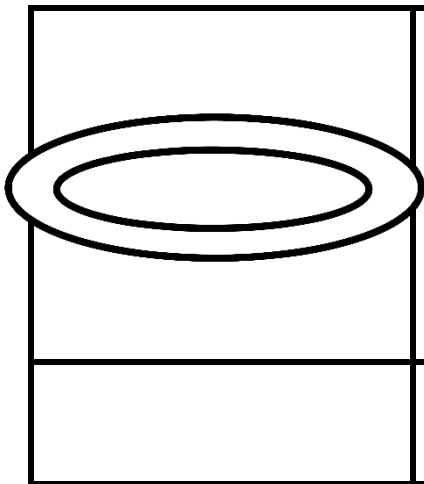
Skryf die woorde by die regte prent. Onderstreep die rd-klank.






word	boord	hard	perd
bord	werd	oord	woord



Ons gaan  
vakansie hou by 'n  
\_\_\_\_\_.



My baba boetie  
se eerste \_\_\_\_\_  
was "Mamma".

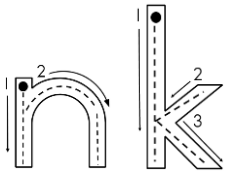


My pa sê  
diamante is baie  
geld \_\_\_\_\_.



# Woorde wat eindig op -nk


Skryf die woorde by die regte prent. Onderstreep die nk-klank.



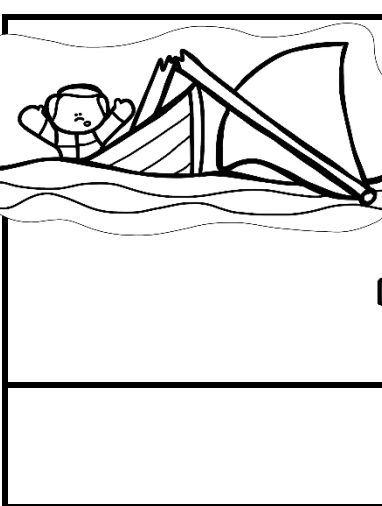
lank	drink	dink	stink	tronk
sink	mank	bank	blink	



Ek is kort, maar my ma is \_\_\_\_\_.



Die diamant \_\_\_\_\_ mooi.



Die seun loop \_\_\_\_\_ met die krukke.



# Afleidings

Afleidings is basiswoorde met 'n voorvoegsel of agtervoegsel.



byvoorbeeld:

**ge + koop =**

**gekoop**

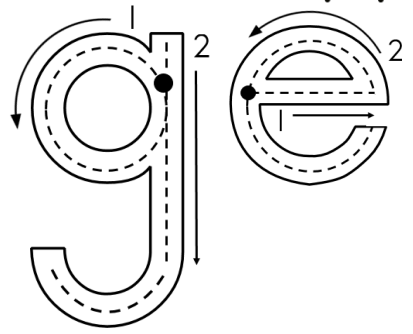
Voltooi die afleidings.

ge + gaan =	
ge + ry =	
ge + verf =	
ge + wag =	
ge + vlieg =	
ge + hou =	
ge + sing =	
ge + reën =	
ge + skiet =	

ge + gryp =	
ge + sien =	
ge + werk =	
ge + speel =	
ge + skop =	
ge + kyk =	



# Verlede tyd



Ons gebruik die verlede tyd as iets klaar gebeur het.

Ons sit dan 'n "ge" vooraan die woord.



byvoorbeeld:  
**ge + spring =  
gespring**

Verbind die woorde in die teenwoordige tyd met die regte woord in die verlede tyd.

was

sien

rus

werk

slaap

gaan

gegaan

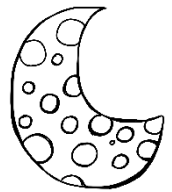
gesien

gewas

gerus

gewerk

geslaap



Onderstreep die regte woord in elke sin.

1. Gisteraand het ek die maan gesien/sien.
2. Nou sien/gesien ek die son.
3. Gister het Ben vir Anna 'n bal bring/gebring om te gooi.
4. Ons gaan/gegaan elke oggend skool toe.
5. Elke aand gebring/bring Sant jie se ma vir haar melk kamer toe.
6. Ek het vanoggend pap vir ontbyt geëet/eet.



# Verlede tyd



In die verlede tyd gebruik ons die woord **gister, het of was**.



In die verlede tyd sit ons 'n **"ge"** vooraan die werkwoord, bv. gespeel.

Skryf die volgende sinne in die verlede tyd deur met die woord "Gister" te begin.

Ek eet 'n stukkie koek.

Ek en my boetie speel blokkies.

Mamma koop vir my mooi skoene.

Ouma bak koek vir my verjaarsdag.

Onderstreep die regte woord in elke sin.

1. Gister het/sal ek by my maat gespeel/gaan speel.
2. Mōre het ek skool toe gegaan/sal ek skool toe gaan.
3. Verlede week het ek/sal ek by my oupa en oupa gaan kuier/gekuier.
4. Tydens die wedstryd het/sal dit begin reën/gereën.

Kleur die "tw-klank" in.



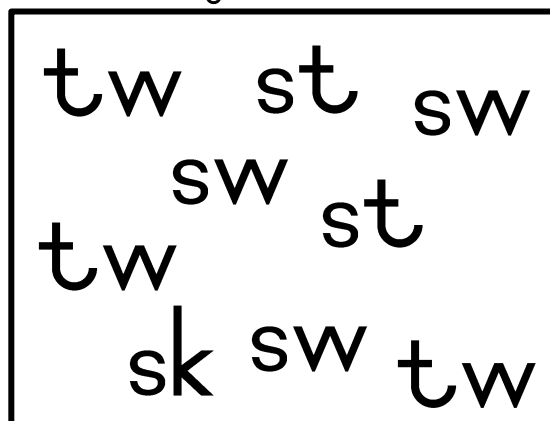
Lees die woorde.

twee	twaalf	twis
twak	twintig	twyfel
tweeling		

Trek oor die klank.




Omkring al die tw-klanke.



Soek die tw-woorde en kleur dit in.

k	r	o	u	t	k	r	a	a	i
t	w	a	k	w	o	a	s	v	r
e	o	l	p	y	y	s	k	r	k
t	w	e	e	f	t	w	i	s	r
n	e	v	e	e	k	p	a	a	i
g	p	r	u	l	m	a	p	g	e
t	w	a	a	l	f	y	b	k	k
c	a	t	w	i	n	t	i	g	n




twee
twak
twyfel
twintig
twis
twaalf










# tw-klank

Skryf die woord vir elke prent en onderstreep die tw-klank.


	'n Ander woord vir as 'n mens baklei is _____.	
		

As ek nie seker is oor iets nie, dan _____ ek.		Ben en Dawid lyk presies dieselfde. Hulle is 'n _____.
		

Bou die tw-woorde.

 tw	—	ee	—	<input type="text"/>	 tw	—	is	—	<input type="text"/>
 tw	—	aalf	—	<input type="text"/>	 tw	—	ak	—	<input type="text"/>
 tw	—	yfel	—	<input type="text"/>	 tw	—	eeling	—	<input type="text"/>
 tw	—	intig	—	<input type="text"/>					

# Meervoude



## Spelreël:

Wanneer ons van meer as een ding praat, voeg ons 'n -s of 'n -e agter aan die woord by. Meer as een meisie is twee meisies en meer as een ring is ringe. Die woord met die -s of -e noem ons die meervoud. Die woord wat nie 'n -s of -e aan het nie, noem ons die enkelvoud.

Skryf die meervoud vir die volgende woorde neer.

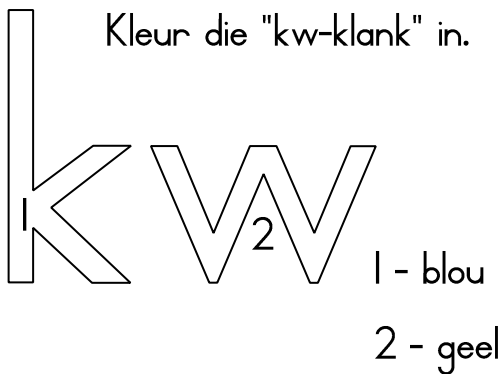
Enkelvoud	Meervoud
trein	treine
trui	
pruim	
prys	
hond	
vrou	
boek	

Enkelvoud	Meervoud
kuiken	kuikens
borsel	
korsie	
winkel	
ketel	

Verander die woord in die hakkies na sy meervoud.

1. Hoeveel (land) is daar in die wêreld? \_\_\_\_\_
2. Mamma gooi die konfyt wat sy gemaak het in (bottel). \_\_\_\_\_
3. Die mense klap (hand) vir die meisie wat so mooi sing. \_\_\_\_\_
4. Pappa het vir mamma baie mooi (pêrel) gegee. \_\_\_\_\_
5. Die (voelt jie) bou hulle (nessie) met klein takkies. \_\_\_\_\_
6. Die (koei) wei in die veld. \_\_\_\_\_

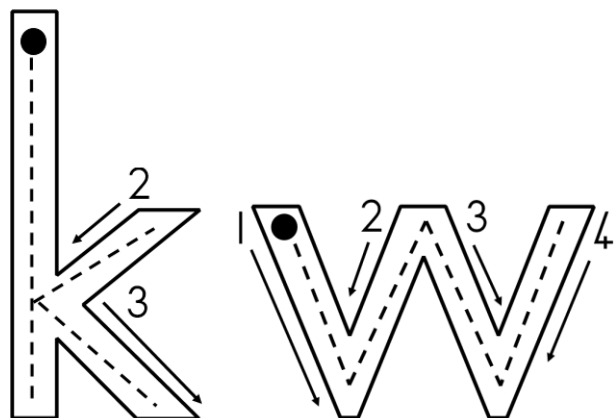
Kleur die "kw-klank" in.



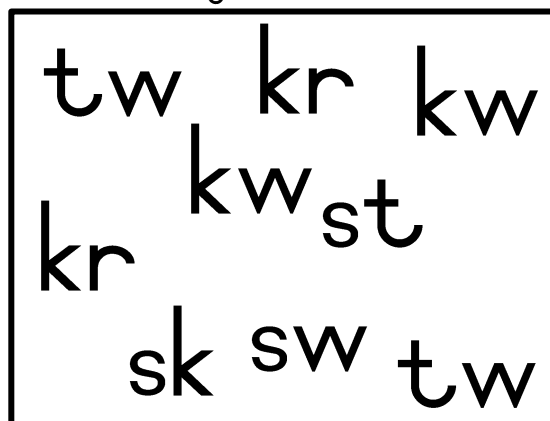
Lees die woorde.

kwaad	kweek	kwas
kwaak	kwaai	kwyn

Trek oor die klank.




Omkring al die kw-klanke.



Soek die kw-woorde en kleur dit in.

k	k	o	k	r	k	r	k	a	i
r	w	a	w	l	w	a	w	v	r
e	a	k	y	r	a	s	e	r	k
u	a	w	n	a	a	c	e	a	r
n	k	a	k	b	i	p	k	a	i
g	w	s	u	i	o	a	p	g	e
k	r	u	i	s	d	y	b	k	k
k	w	a	a	d	r	u	g	e	n



kwaak
kwaad
kweek
kwaai
kwas
kwyn



# kw-klank

Skryf die woord vir elke prent en onderstreep die kw-klank.


	Die geluid wat 'n padda maak is _____.	
		

Die boer _____ verskillende plante.	Die plante _____ in die droogte.
	

Bou die kw-woorde.


 kw — aak —

 kw — aai —

 kw — as —

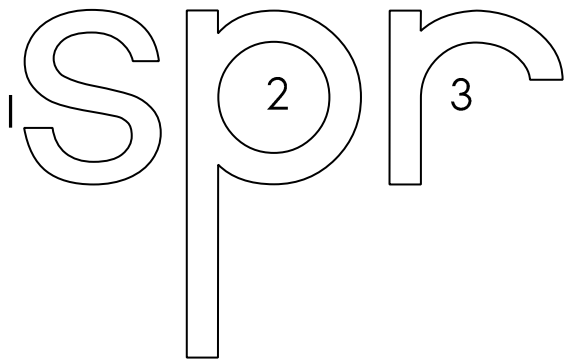
 kw — aad —

 kw — eek —

 kw — yn —



Kleur die spr-klank in.




1 - blou

2 - groen

3 - geel

- Lees die woorde.
- Kleur die spr-klank in.

spraak	sproei
spreeu	spring
spruit	sproet
spreek	
spruit	



Kyk of jy die klanke kan saamvoeg om woorde te bou.

oei →

eeu →

ing →

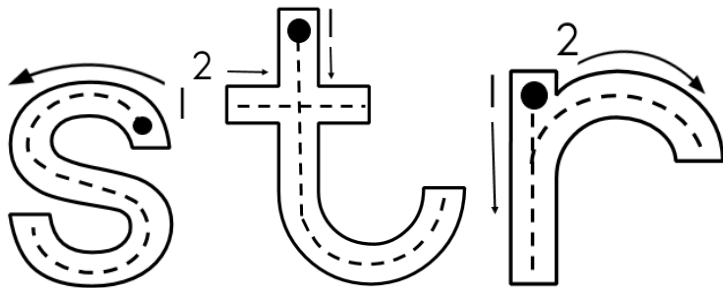

oet →

Kleur die str-klank in.

1 - blau

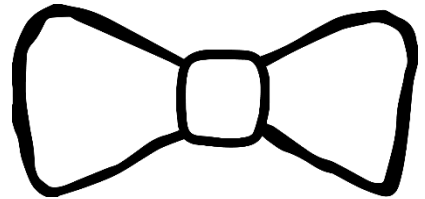
2 - groen

3 - geel



- Lees die woorde.
- Kleur die str-klank in.

straf	streef
stroom	streek
strooi	struik
stram	strik
struikel	straat



Kyk of jy die klanke kan saamvoeg om woorde te bou.

ooi → 

--	--	--	--	--

ik → 

--	--	--	--	--

am → 

--	--	--	--	--

uik → 

--	--	--	--	--

Kleur die skr-klank in.

s k r

1 - geel

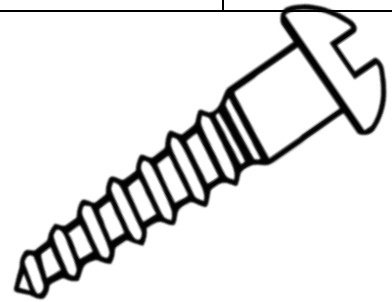
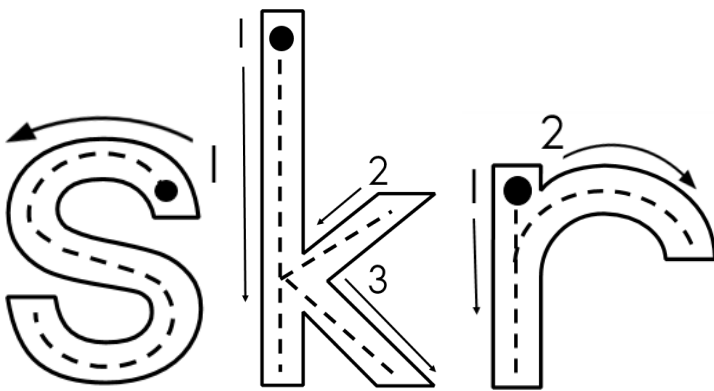
2 - pers

3 - pienk

• Lees die woorde.

• Kleur die skr-klank in.

skraal	skree
skrik	skroei
skrop	skraal
skroef	skraps
skreeu	skryf



Kyk of jy die klanke kan saamvoeg om woorde te bou.

aal →

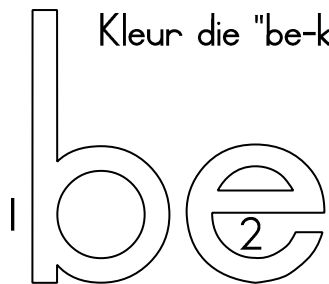
oef →

yf →

ee →



Kleur die "be-klank" in.



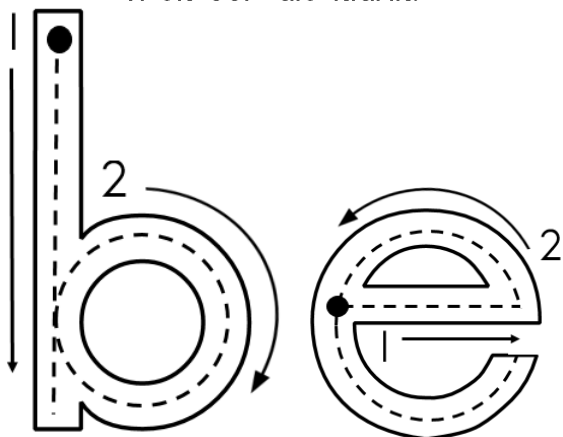
1 - blau

2 - geel

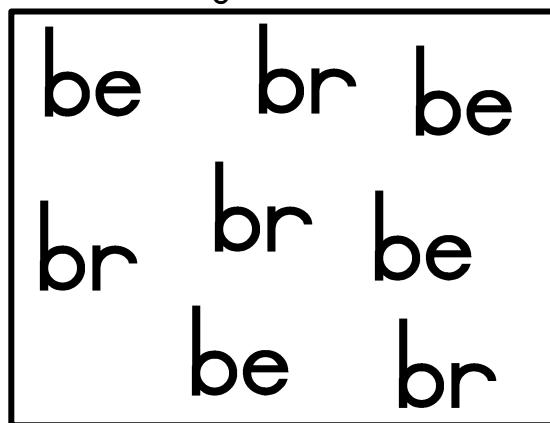
Lees die woorde.

bestuur	besluit	bekruip
benoud	beweeg	berooft
bedank	bederf	bedoel

Trek oor die klank.




Omkring al die be-klanke.



Soek die be-woorde en kleur dit in.

b	e	n	o	u	d	r	a	a	b
b	r	a	c	l	o	a	s	v	e
e	b	e	w	e	e	g	k	r	r
s	k	r	a	a	k	c	r	a	o
l	e	v	e	b	k	p	a	a	o
u	b	e	s	t	u	u	r	g	f
i	r	u	i	s	d	y	b	k	b
t	a	b	e	k	r	u	i	p	n

- bestuur
- besluit
- benoud
- berooft
- bekruip
- beweeg



# Voegwoorde


Ons gebruik  
voegwoorde om  
sinne te  
verbind.



want

en

maar



Gebruik voegwoorde hierbo om die sinne te voltooi.

1. Ek het die koek se kersies doodgeblaas, \_\_\_\_\_ dit was my verjaarsdag.
2. Ons het springkasteel gespring \_\_\_\_\_ lekker geswem.
3. My sussie het gehuil, \_\_\_\_\_ haar ballon het gebars.
4. Jan was kwaad, \_\_\_\_\_ Ben het die laaste koek opgeëet.
5. Ons wil graag nog buite speel, \_\_\_\_\_ dit het begin reën.

Gebruik die voegwoorde in die hakkies om die sinne met mekaar te verbind.

1. Jan hou van sjokoladekoek. Ben hou van wortelkoek. (en)

---

---

1. Mia huil. Sy het geval. (want)

---

---

2. Danie is gehoorsaam. Danie is stout. (maar)

---

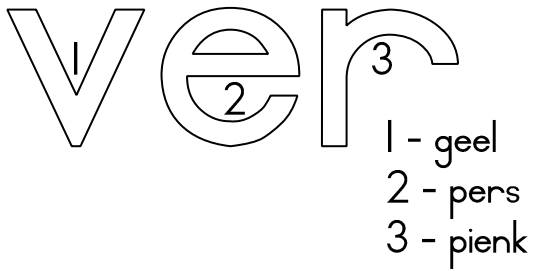
---

3. Die kat eet sy kos. Die hond drink sy water. (en)

---

---

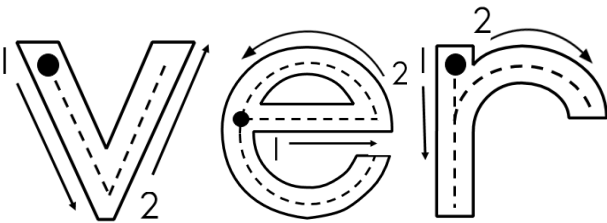
Kleur die "ver-klank" in.



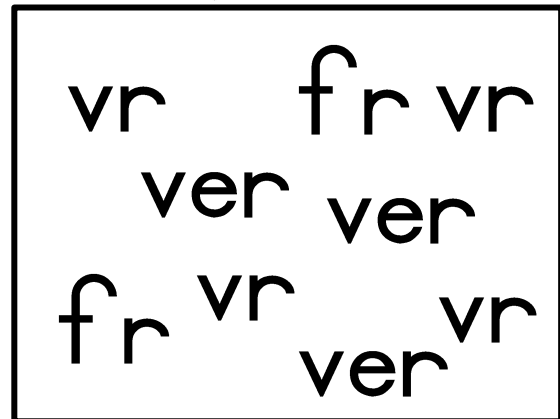
Lees die woorde.

verhaal	verhoog	vertel
vervelig	verkeerd	vergeet

Trek oor die klank.




Omkring al die ver-klanke.



Soek die ver-woorde en kleur dit in.

v	v	e	r	h	o	o	g	l	v
e	r	a	c	l	o	a	s	v	r
r	o	l	p	r	y	s	n	r	i
h	r	e	e	s	a	c	a	a	e
a	e	v	e	b	k	p	k	a	s
a	p	r	u	i	m	a	e	g	t
l	a	a	e	d	d	y	b	k	i
v	e	r	k	e	e	r	d	e	n

verkeerd
verhaal
vervelig
verhoog
vertel
vergeet




# b en t


Vul die b- en t-klank in om die woorde te voltooi.



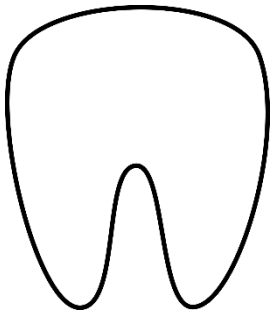
straa\_\_



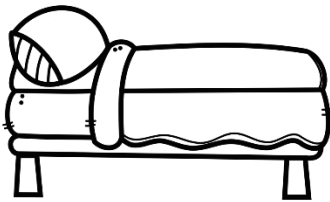
han\_\_




ten\_\_




tan\_\_




be\_\_



ka\_\_



boo\_\_



naal\_\_

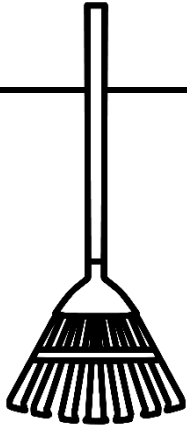


hu\_\_




Gebruik die klanke om die woorde te voltooi.

a, e, i, o, u




h\_\_rk




vl\_\_eër




k\_\_rs




fi\_\_ts




h\_\_k



b\_\_nd



t\_\_s

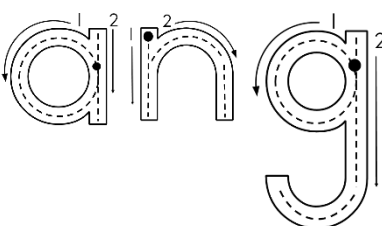
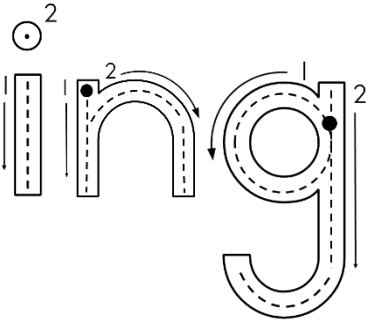
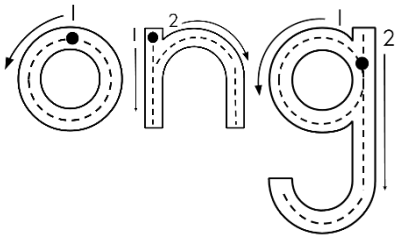


bl\_\_k









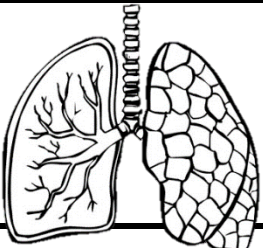

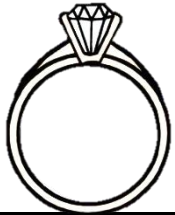
k\_\_rk

Woorde wat eindig met -ang, -ing en -ong


		
gang	sing	bring
vang	ring	ding
slang	kring	spring
tang	koning	koring
bang	doring	woning



Vul die regte klank in vir elke woord.

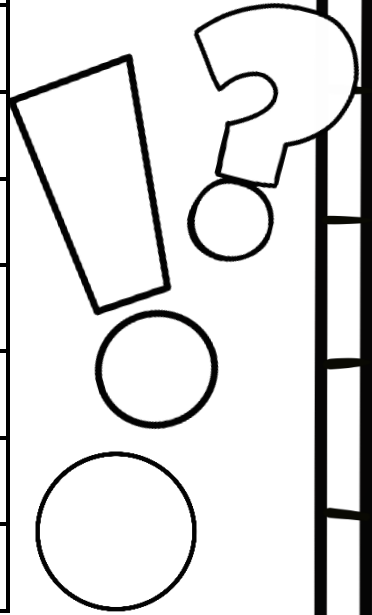
		
s _____	t _____	s _____
		
b _____	spr _____	kon _____
		
l _____	t _____	r _____

# Leestekens



Skryf of die volgende sinne 'n bevelsin, stelsin of vraagsin is.  
Skryf dan die regte leestekens in die blokkie.

	Leesteken	Tipe sin
Wanneer verjaar jy	<input type="checkbox"/>	
Hou op	<input type="checkbox"/>	
My mamma is baie mooi	<input type="checkbox"/>	
Gaan weg	<input type="checkbox"/>	
Ek hou van die winter	<input type="checkbox"/>	
Het jy my nuwe skoene gesien	<input type="checkbox"/>	
Vandag se datum is 20 Julie	<input type="checkbox"/>	



Skryf die sinne met die regte leestekens.

jannie en klara hou daarvan om springkasteel te spring



hou jy van roomys

ben ry op die stampkarret jies




# Werkwoord

'n Werkwoord is 'n "aksiewoord".

Onderstreep die werkwoord in elke sin met 'n kleurpotlood.

1. Die padda eet 'n vlieg.
2. My boetie skop die bal.
3. Die bruin hond kou 'n been.
4. Jannie verf 'n mooi prent.
5. Die man bestuur die bus.
6. Klara drink koeldrank.



Voltooi die sinne deur die werkwoorde in te vul:

1. Ben \_\_\_\_\_ die bal baie ver.
2. Die man \_\_\_\_\_ oor die pad.
3. Liezl \_\_\_\_\_ graag na stories.
4. My pa gaan \_\_\_\_\_ elke middag 10km.
5. Mamma \_\_\_\_\_ lekker vir pappa se grappie.
6. Jana \_\_\_\_\_ vreeslik baie.



draf

loop

skop


lag

praat

luister

# Deeltekenwoorde

geëet	vlieër
reën	hoë
verleë	voël



Spelreël:


Woorde met deeltakens kry dit op die tweede "e" in die woorde.

Vul die deeltakens op die woorde in.

1. God seen ons met reën.
2. Ek het my kos geeet.
3. Die seun vlieg sy vlieër in die sterk wind.
4. Ek het 'n voel as 'n troeteldier.
5. Daar is klomp hoe bome in die woud.
6. Ek voel verlee as mamma met my raas.




# Kappiewoorde



skêr	lê
sê	wêreld
bêre	blêr

Woorde soos  
ster en ver kry  
nie 'n kappie nie.


ster	ver
------	-----



# Deelteken en kappiewoorde


Vul die Kappie op die regte woorde in.

1. Ek sny die prent uit met my sker.
2. Die skape bier kliphard in die veld.
3. Ek bere my klere in die kas.
4. Ons le lekker onder die koelteboom.
5. Daar is baie mense wat in die wereld woon.




Gebruik die deelteken en kappie woorde om die sinne te voltooi.

voëls	skêr	wêreld
sê	vlieër	geëet








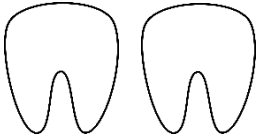



1. Jannie vlieg sy kleurvolle \_\_\_\_\_ in die wind.
2. Ons knip prent jies uit met 'n \_\_\_\_\_.
3. Die \_\_\_\_\_ maak neste in die bome.
4. Jannie se: "Ek het 'n nuwe fiets by my pa gekry."
5. Ek het die beste ma en pa in die \_\_\_\_\_.
6. My boetie het al my lekker op \_\_\_\_\_.



# Samestellings

Wanneer ons twee woorde saam voeg om een woord te vorm noem ons dit 'n samestelling. Samestellings is woorde wat meer as een stamwoord het, bv. tafel + poot.

Skryf 'n naam by elke prentjie. Voeg dan die woorde saam om een woord te vorm.

	+		=
nota	+		=
	+		=
	+		=
	+		=