


GRAAD /
WISKUNDE

Kwartaal 3







Naam:


Skryf die getalnaam


1	6
2	7
3	8
4	9
5	10


Skryf die ranggetalle




Die  is _____

Die  is _____

Die  is _____

Die  is _____


Die  is _____

Voltooi die ranggetalle

1ste 2de ___ 5de ___ 7de ___ 9de ___.

Help Seerower Polle om die getalle in ene en tiene op te breek

16 =	10 + 1
13 =	
18 =	
20 =	
11 =	
15 =	



Hoenderhokke Getalkombinasies

Help die hoenders om te besluit watter kombinasie van eiers hulle in elke hok moet lê.

The worksheet shows four chicken-shaped structures, each with a number in its beak and a grid of eggshells. The numbers are 5, 6, 7, and 9. The eggshells contain numbers: 2, 1, 4, 3, 5; 3, 4, 2, 1, 5; 4, 5, 1, 6, 3; and 5, 8, 3, 1, 7. Three cartoon chickens are at the bottom.

5	
2	
1	
4	
3	
5	

6	
3	
4	
2	
1	
5	

7	
4	
5	
1	
6	
3	

9	
5	
8	
3	
1	
7	

Kombinasies van 6

$4 + _ = 6$

$3 + _ = 6$

$5 + _ = 6$

$6 + _ = 6$

$2 + _ = 6$

$1 + _ = 6$

$0 + _ = 6$

Kombinasies van 8

$5 + _ = 8$

$2 + _ = 8$

$3 + _ = 8$

$7 + _ = 8$


$0 + _ = 8$

$1 + _ = 8$

$8 + _ = 8$

$6 + _ = 8$

$4 + _ = 8$



Voltooi: Tel in 2, 5 en 10

1. 10 _ 30 _ 50 _ 70 _

2. 62 _ 66 _ 70 _ 74 _ 78 _

3. 25 _ 35 _ 45 _ 55 _ 65 _ 75 _


+ en -

Voltooi die blokke: Kom ons plus !

$13 = 10 + \square$	$12 = 9 + \square$
$10 + \square = 15$	$5 + \square = 11$
$6 + 6 = \square$	$14 = \square + 7$
$9 + 3 = \square$	$10 = 5 + \square$

Voltooi die blokke: Kom ons minus !

$15 - 3 = \square$	$12 - 9 = \square$
$10 - 0 = \square$	$15 - \square = 10$
$12 - \square = 6$	$11 - 5 = \square$
$14 - 7 = \square$	$13 - \square = 8$



Minder as en Meer as

2 meer as 13 is ___

2 meer as 14 is ___

2 meer as 10 is ___

2 meer as 7 is ___

2 meer as 2 is ___

2 meer as 8 is ___

2 minder as 15 is ___

2 minder as 10 is ___

2 minder as 14 is ___

2 minder as 3 is ___

2 minder as 9 is ___

2 minder as 13 is ___

1 meer as 12 is ___

1 meer as 14 is ___

1 meer as 10 is ___

1 meer as 7 is ___

1 meer as 2 is ___

1 meer as 9 is ___

1 minder as 15 is ___

1 minder as 10 is ___

1 minder as 14 is ___

1 minder as 2 is ___

1 minder as 6 is ___

1 minder as 13 is ___

Wat kom ... ?

Voor

-- 5

-- 2

-- 11

-- 7

-- 15

Tussen

2 -- 3

6 -- 9

10 -- 12

2 -- 4

0 -- 2

Na

6 --

9 --

4 --

2 --

0 --

Tel terug

1. 40 -- 30 -- 20 -- 10 --

2. 80 -- 70 -- 50 -- 30 -- 10.

3. 18 -- 14 -- 10 -- 6 -- 2.



Tel vorentoe

1. 10 -- 14 -- 18 -- 22 --

2. 35 -- -- 50 -- 60 65 --

3. 10 20 30 -- -- -- -- 80.

Verdubbel

Kyk na die syfers en verdubbel

2

2 se verdubbel is _____

4

4 se verdubbel is _____

5

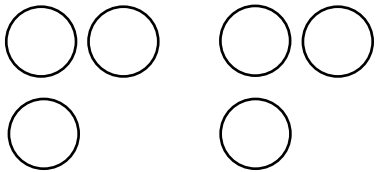
5 se verdubbel is _____

1

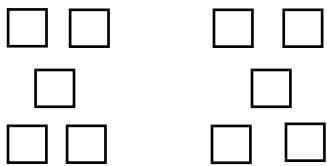
1 se verdubbel is _____

Halveer

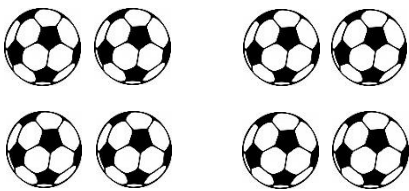
Kyk na die prente en halveer




6 se helfte is _____



10 se helfte is _____



8 se helfte is _____

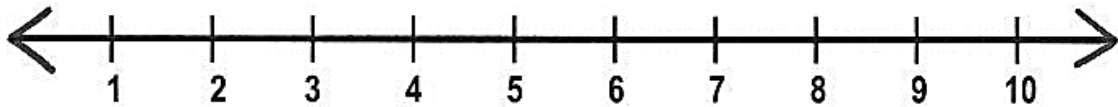


4 se helfte is _____

Getallelyne

Gebruik die getallelyne om die somme op uit te werk (Onthou om dit op die getallelyn uit te werk!)

1.



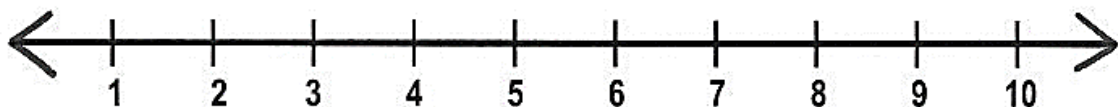
$$5 + 5 = \underline{\hspace{2cm}}$$

2.



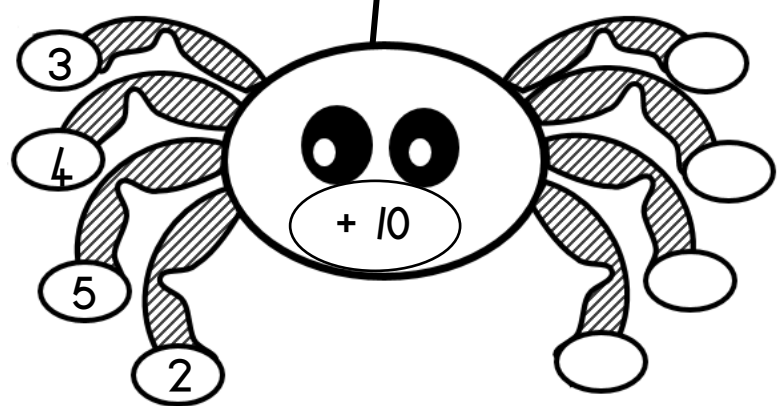





$$5 + 4 = \underline{\hspace{2cm}}$$

3.




$$7 + 3 = \underline{\hspace{2cm}}$$

Spinnekoppe
Vloeidiagramme



D O B B E L S T E E N

S O M M E



Gooi jou dobbelsteen 2 keer om die PLUS somme hieronder te voltooi.


$$\square + \square = \square$$

$$\square + \square = \square$$

$$\square + \square = \square$$


$$\square + \square = \square$$

$$\square + \square = \square$$



D O B B E L S T E E N

S O M M E



Gooi jou dobbelsteen om die MINUS somme hieronder te voltooi.


$$10 - \square = \square$$

$$15 - \square = \square$$

$$6 - \square = \square$$

$$9 - \square = \square$$

$$12 - \square = \square$$





GELD

Verbind die muntstukke met hul name



een rand	twee rand	vyf sent	vyf rand	twintig sent
----------	-----------	----------	----------	--------------

- Omkring die muntstuk wat die meeste is



- Omkring die muntstuk wat die minste is



GELD



Verbind die note met hul name



tien
rand

vyftig
rand

tweehonderd
rand

honderd
rand

twintig
rand

- Omkring die noot wat die meeste is



- Omkring die noot wat die minste is



Geld

5c, 10c en 20c

Kleur die regte hoeveelheid in:


1. Kleur 20 sent in



Kleur 30 sent in




2. Kleur 15 sent in



3. Kleur 50 sent in



4. Kleur 15 sent in



Geld

R1, R2 en R5

Kleur die regte hoeveelheid in:

1. Kleur 10 rand in



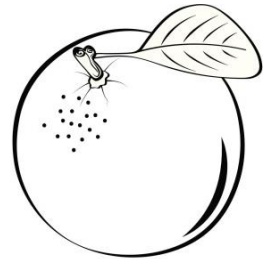







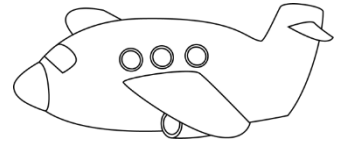


2. Kleur 6 rand in




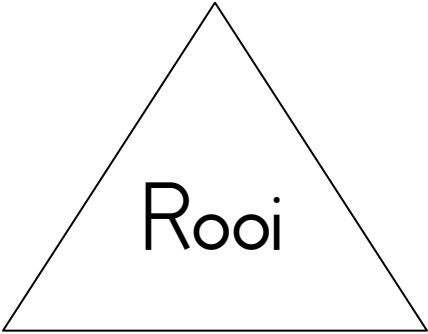
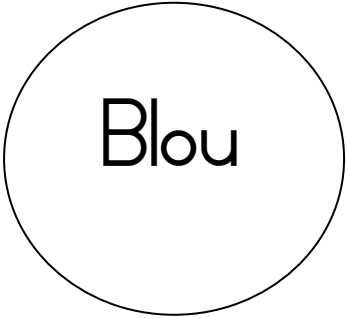
3. Kleur R15 in




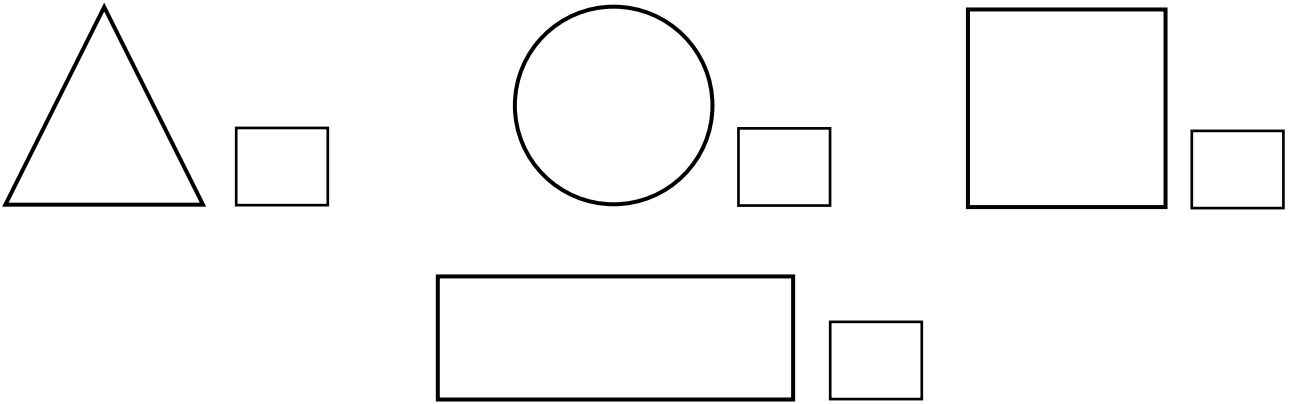
Kleur die prent in wat nie
by die vorm pas nie




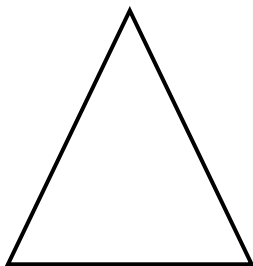



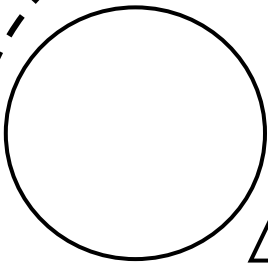
Vind die vorms en kleur dit in



Tel hoeveel vorms is daar
en skryf dit in die blokke



Teken die res van die
patrone op die lyne!


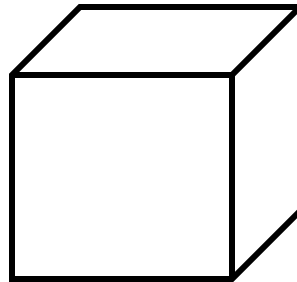


Teken jou eie patroon hieronder




3D VORMS

Trek 'n sirkel rondom die
voorwerp wat kan rol





Jy's 'n ster

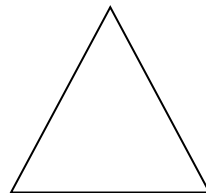




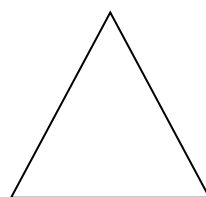


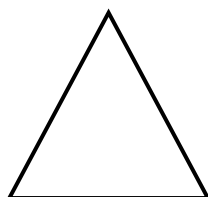


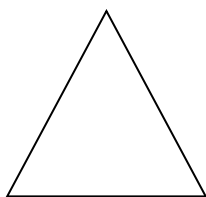

Omkring die grootste ster




Omkring die kleinste ster




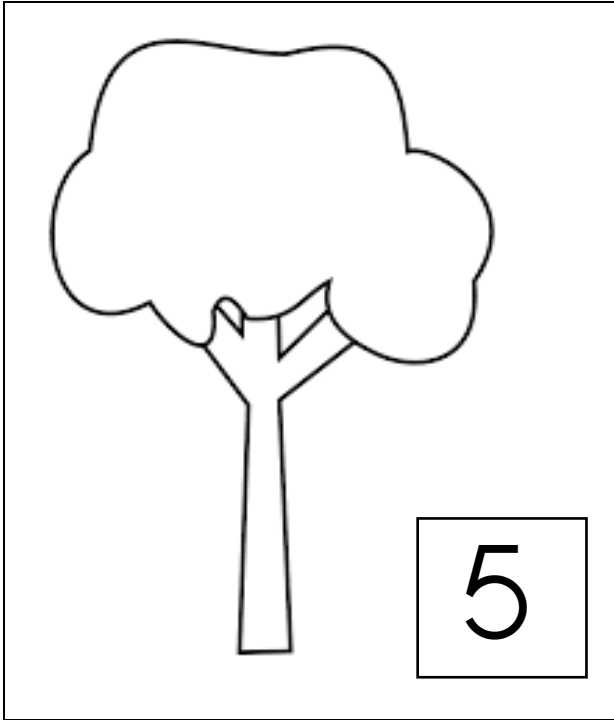



Kleur die vorm in wat
dieselfde is





Teken die hoeveelheid
appels in die boom



KALENDER

Januarie

2017





















Maandag	Dinsdag	Woensdag	Donderdag	Vrydag	Saterdag	Sondag
				2	3	4
5	6	7	8	9	10	11
12	13	14	15	16	17	18
19	20	21	22	23	24	25
26	27	28	29	30	31	

Beantwoord die volgende vrae oor die kalender:

1. Watter maand is dit? _____
2. Hoeveel maande is in 'n jaar? _____
3. Watter jaar is dit? _____
4. Omkring die 7de Januarie.
5. Op watter dag is dit? _____
6. Hoeveel dae is in die maand? _____



Zoom !!!!!

8					
7					
6					
5					
4					
3					
2					
1					
	eerste	tweede	derde	vierde	vyfde

Beantwoord die vrae:

1. Die 1ste ry het _____ bye.
2. Die 2de ry het _____ bye.
3. Die 3de ry het _____ bye.
4. Die 4de ry het _____ bye.
5. Die 5de ry het _____ bye.
6. Watter ry het die meeste bye? _____
7. Watter ry het di minste bye? _____

Woordsomme

1. Jan het R10. Hy koop 'n roomys vir R7. Hoeveel geld het hy oor?



2. Mamma het 10 lekkers. Sy verdeel die lekkers in die helfte. Hoeveel lekkers kry ons elkeen?

