


GRAAD 1

AFRIKAANS HUISTAAL


Kwartaal 3



s t o p




s t a p



s t a a n


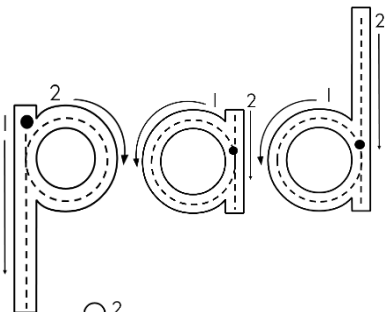
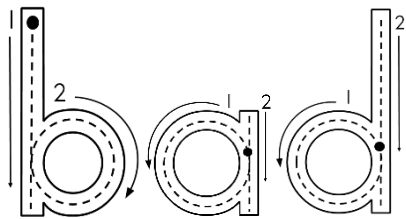
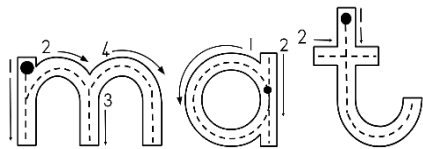
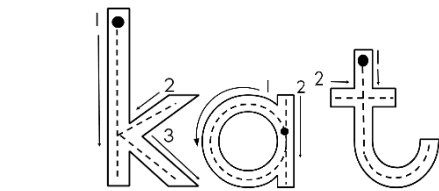
Naam:



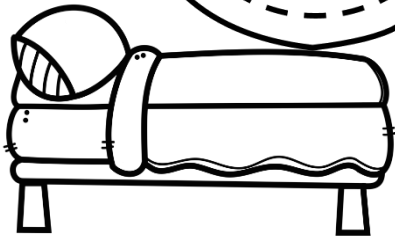
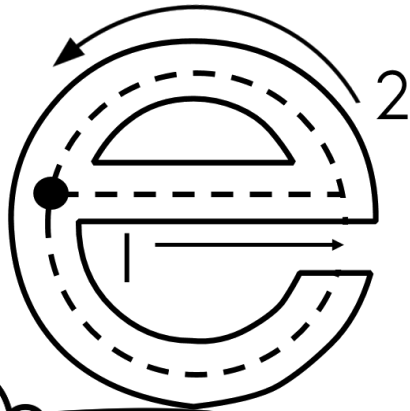
Lees die woorde.
Omkring die a-klank.

kat	vat	lat
mat	jas	bad
pad	val	hak

Oefen om die woorde te skryf.



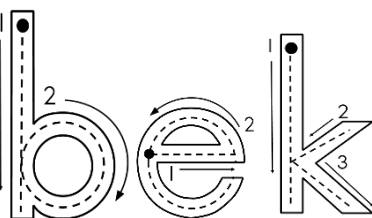
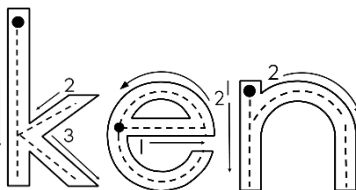
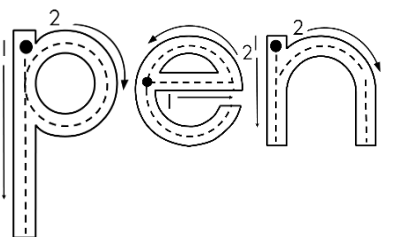
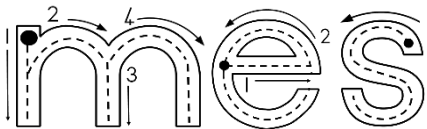
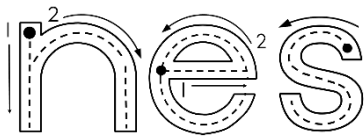
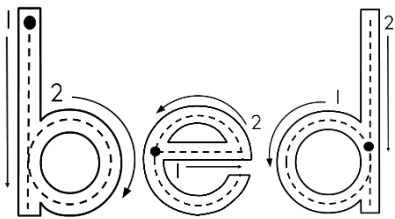
kat		
mat		
bad		
pad		
jas		



Lees die woorde.
Omkring die e-klank.

Ben	ken	lem	bel
bed	pen	swem	bek
net	mes	hemp	vet

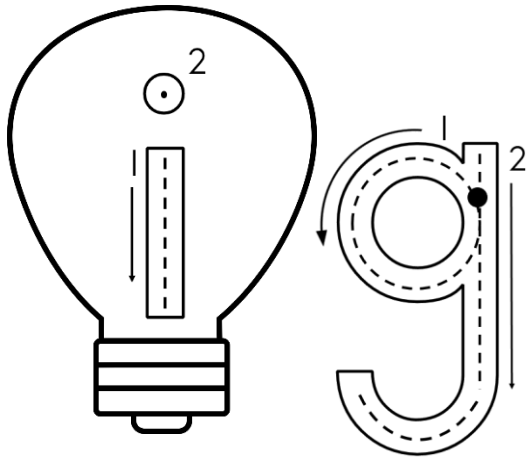
Oefen om die woorde te skryf.



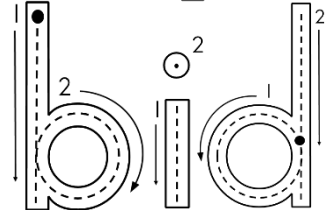
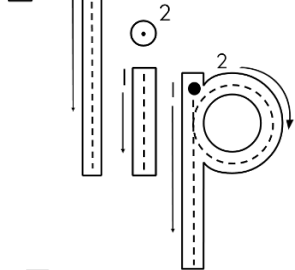

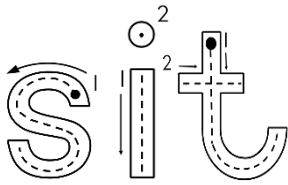
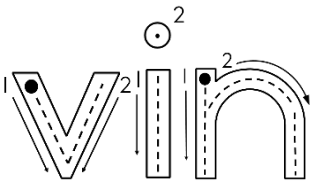
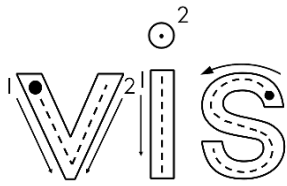
	<hr/> <hr/> <hr/>	
	<hr/> <hr/> <hr/>	
	<hr/> <hr/> <hr/>	
	<hr/> <hr/> <hr/>	
	<hr/> <hr/> <hr/>	
	<hr/> <hr/> <hr/>	


Lees die woorde.
Omkring die i-klank.

wil	sit	lip
vin	lig	vis
pit	bid	rit



Oefen om die woorde te skryf.

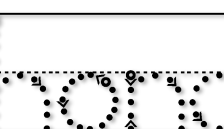
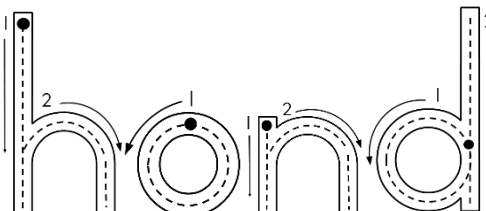
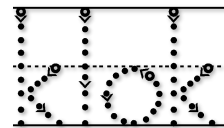
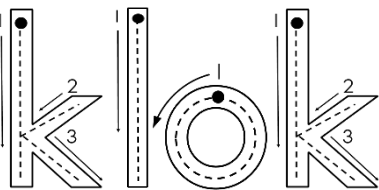
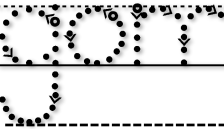
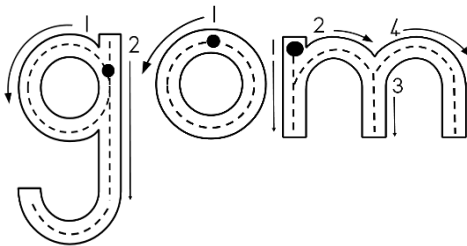
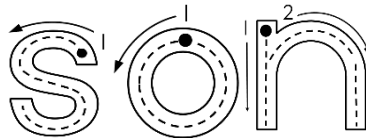

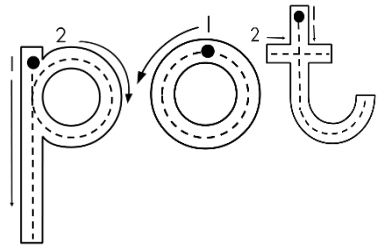
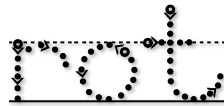
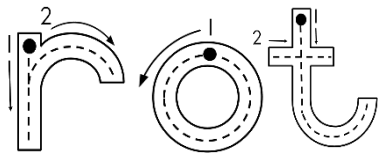




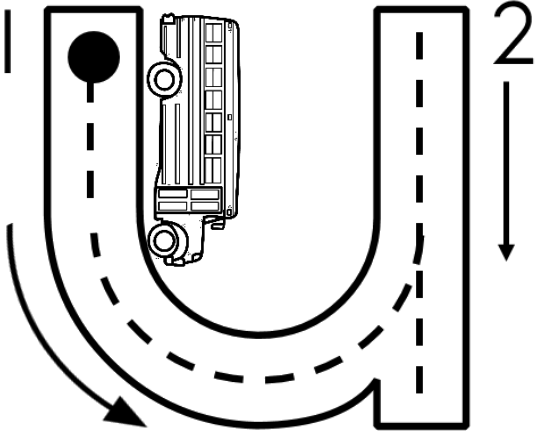
Lees die woorde.
Omkring die o-klank.

rot	gom	son	lok	lont	lot	skop
hond	vrot	bont	lof	plof	lomp	mos
rond	krom	pot	los	klok	kos	mot

Oefen om die woorde te skryf.







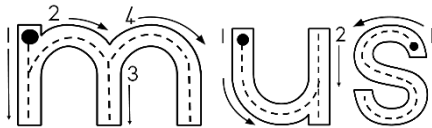
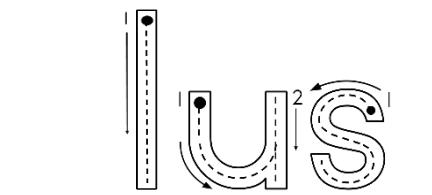
	<hr/> <hr/> <hr/>	
	<hr/> <hr/> <hr/>	
	<hr/> <hr/> <hr/>	
	<hr/> <hr/> <hr/>	
	<hr/> <hr/> <hr/>	
	<hr/> <hr/> <hr/>	



Lees die woorde.
Omkring die u-klank.

lug	rug	sug
vrug	brug	bus
mus	lus	hut


Oefen om die woorde te skryf.




	<hr/> <hr style="border-top: 1px dashed;"/> <hr/>	
	<hr/> <hr style="border-top: 1px dashed;"/> <hr/>	
	<hr/> <hr style="border-top: 1px dashed;"/> <hr/>	
	<hr/> <hr style="border-top: 1px dashed;"/> <hr/>	
	<hr/> <hr style="border-top: 1px dashed;"/> <hr/>	
	<hr/> <hr style="border-top: 1px dashed;"/> <hr/>	

Gebruik die klanke om die woorde te voltooi.


a, e, i, o, u



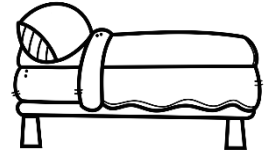
v__s



s__n




k__t




b__d



b__s




b__k



j__s




sk__p




h__nd



b__d



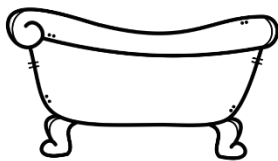
m__s




l__p



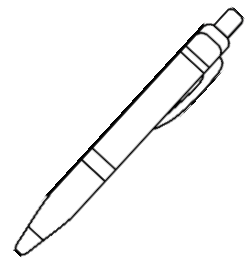
n__s



b__d

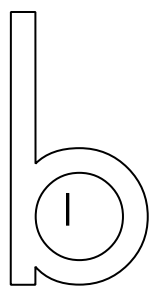


l__g



p__n

Kleur die "bl-klank" in.


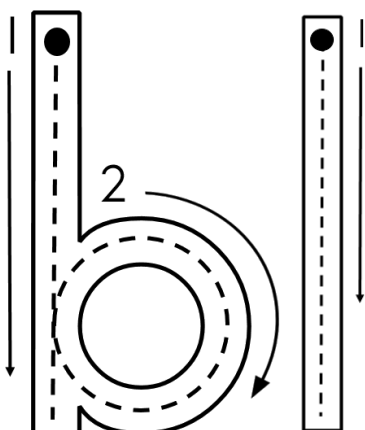


1 - pienk
2 - pers

Lees die woorde.

bles	blos	blaar
blaas	blokkies	blom
bleek	blou	blaf
blik	blink	blom

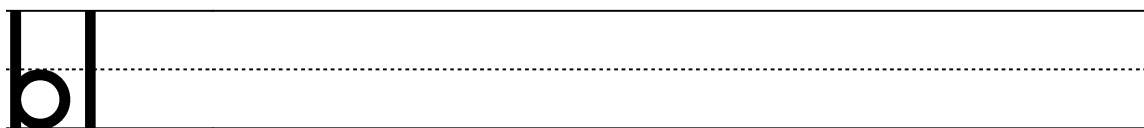
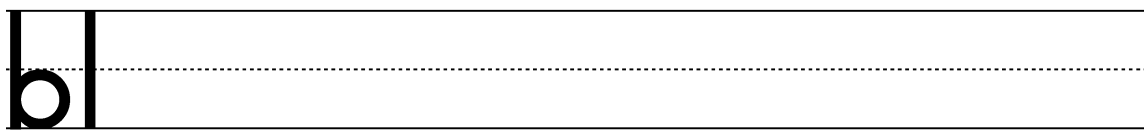
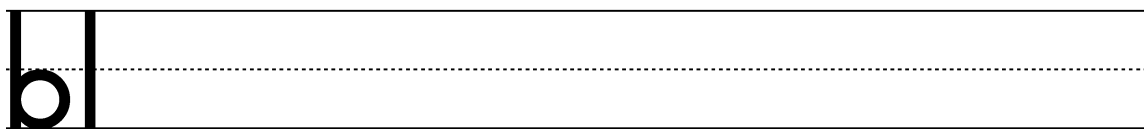
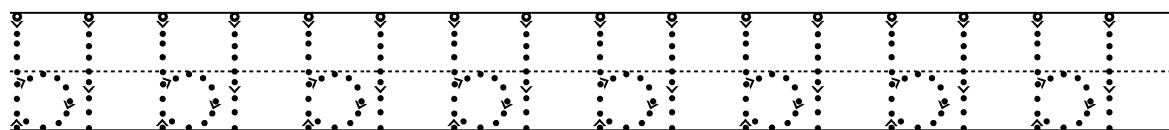
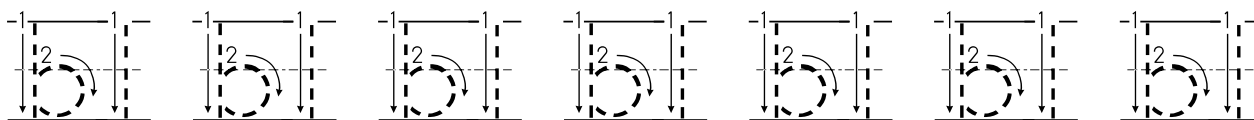
Trek oor die klank.



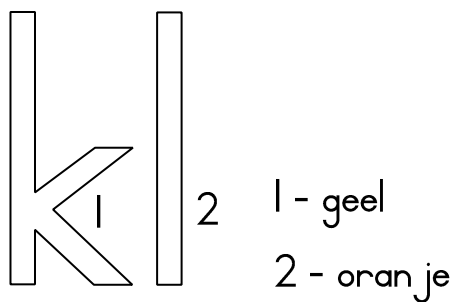
Kleur al die bl-klanke in.

sl	vl	bl	sl
bl	sl	vl	bl
bl	vl	sl	vl
sl	vl	bl	sl

Oefen om die bl-klank te skryf.



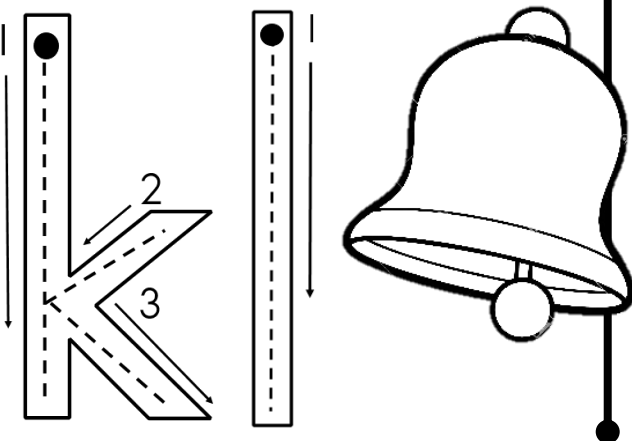
Kleur die "kl-klank" in.



Lees die woorde.

klink	klank	klop
klap	klaar	kloof
klam	klim	klas

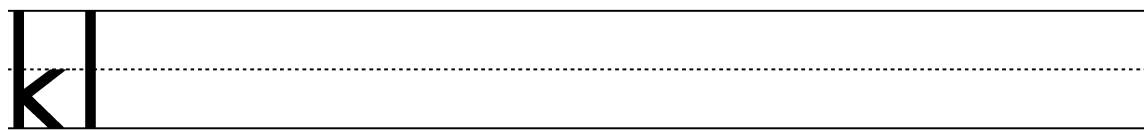
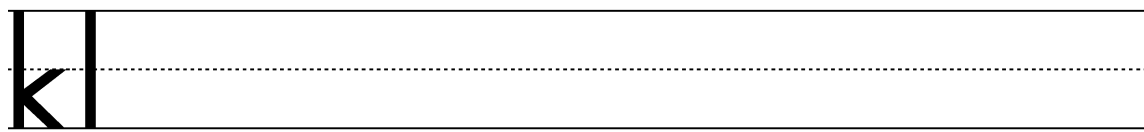
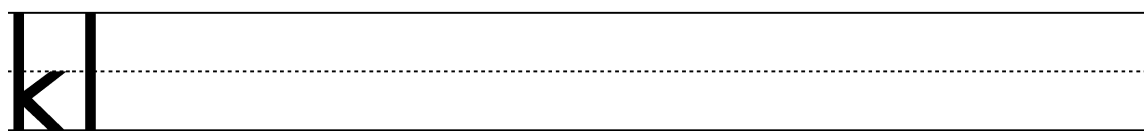
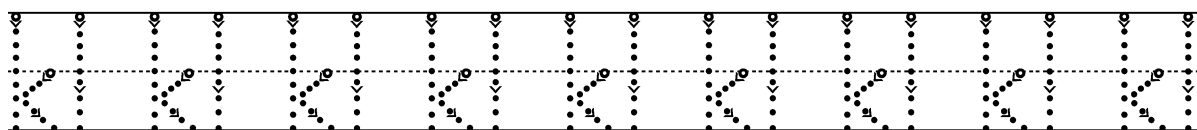
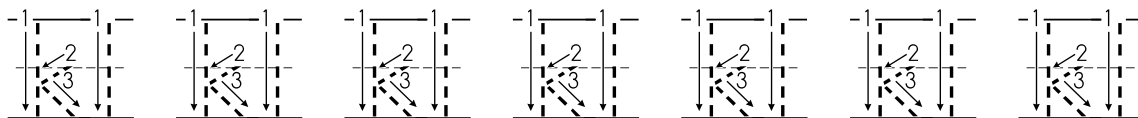
Trek oor die klank.



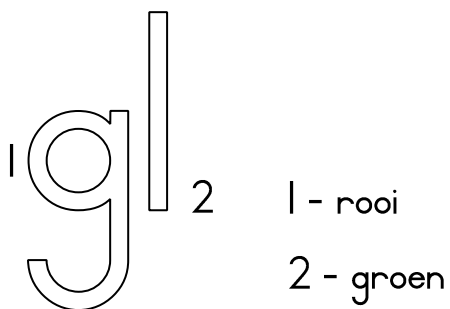
Kleur al die kl-klanke in.

sl	vl	bl	kl
bl	kl	vl	bl
kl	vl	sl	kl
sl	vl	kl	sl

Oefen om die kl-klank te skryf.




Kleur die "gl-klank" in.



Lees die woorde.

gly	glip	glimlag
glad	glas	


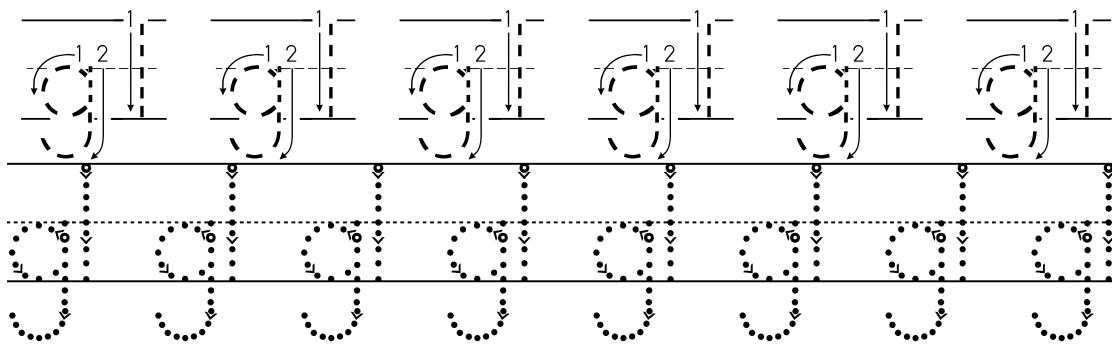
Trek oor die klank.



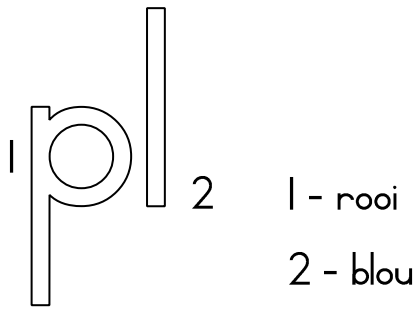
Kleur al die gl-klanke in.

pl	gl	bl	pl
gl	pl	gl	bl
gl	vl	pl	gl
pl	vl	gl	pl

Oefen om die gl-klank te skryf.




Kleur die "pl-klank" in.



Lees die woorde.

plas	pluk	plat
plaat	plant	plaas
pla	plak	plan

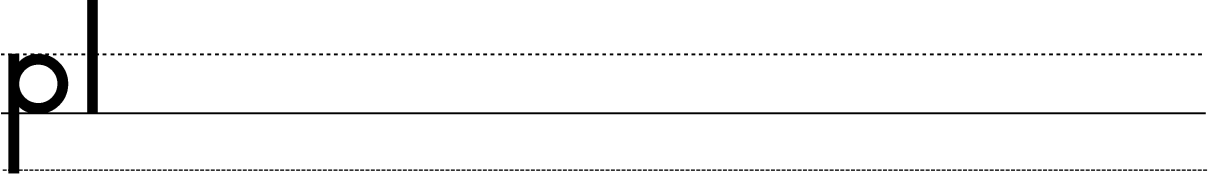
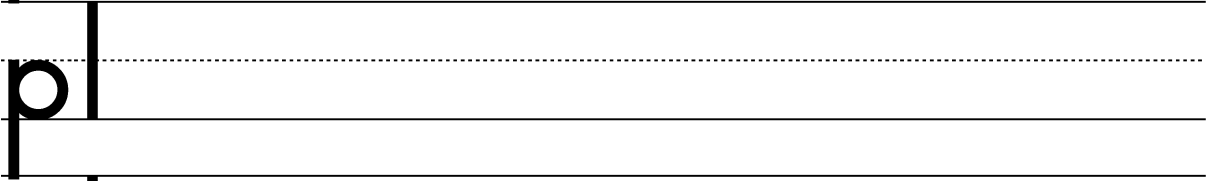
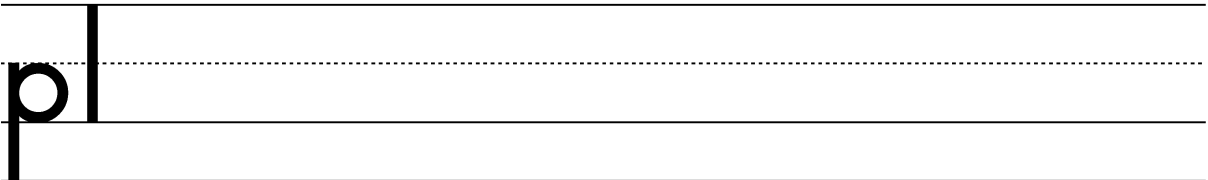
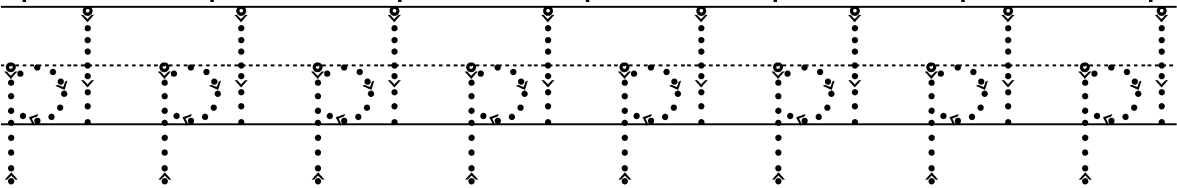
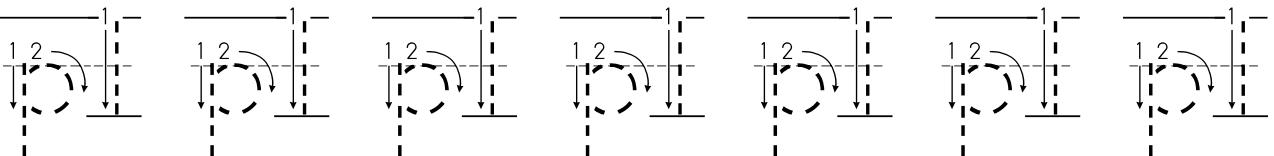
Trek oor die klank.



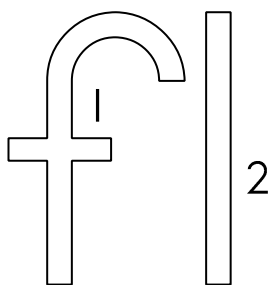
Kleur al die pl-klanke in.

pl	vl	bl	pl
bl	pl	vl	bl
bl	vl	pl	vl
pl	vl	bl	pl

Oefen om die pl-klank te skryf.



Kleur die "f"-klank in.



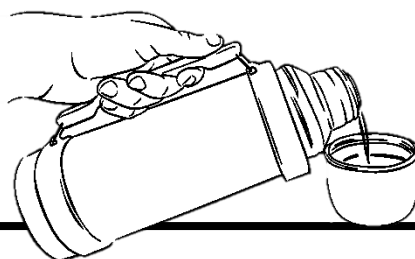
1 - geel
2 - rooi

Lees die woorde.

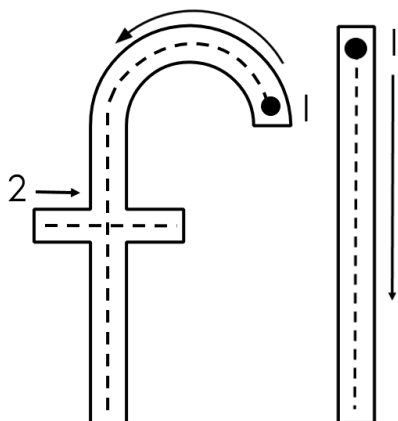
fles

fluks

flou



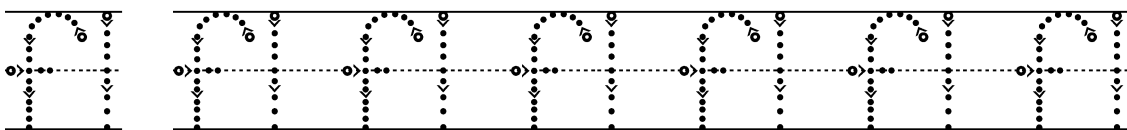
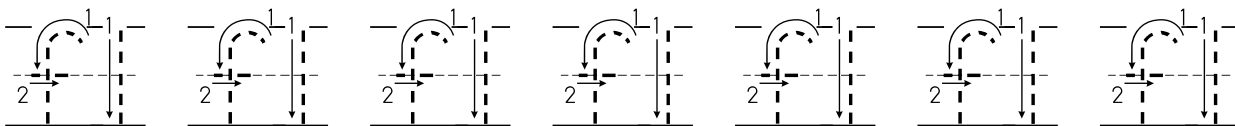
Trek oor die klank.



Kleur al die f-klanke in.

f	v	b	s
b	f	v	f
b	v	f	v
s	v	b	s

Oefen om die f-klank te skryf.

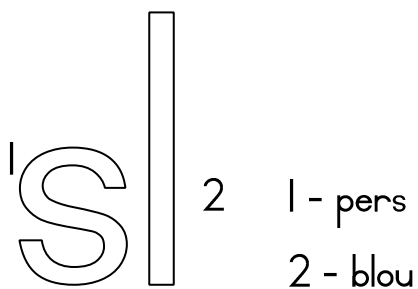


f

f

f

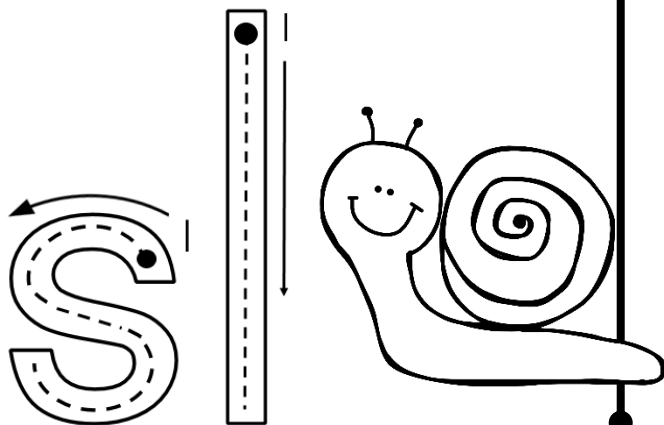
Kleur die "sl-klank" in.



Lees die woorde.

slag	sleg	slim
slak	slaap	sleep
slap	slang	

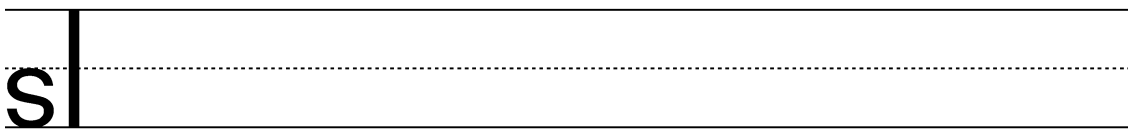
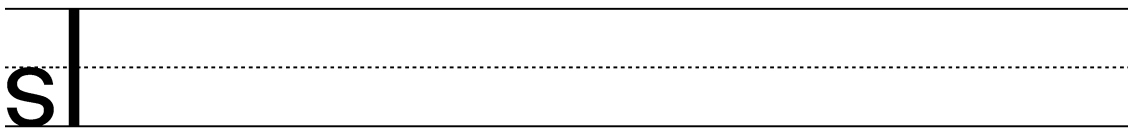
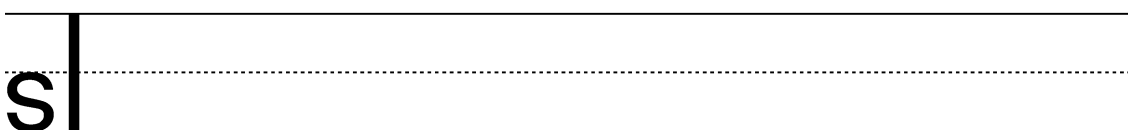
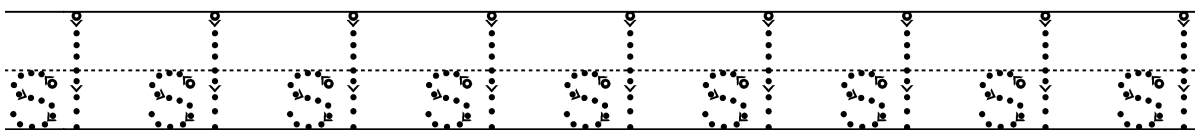
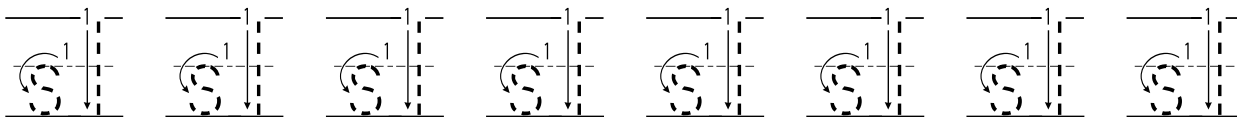
Trek oor die klank.



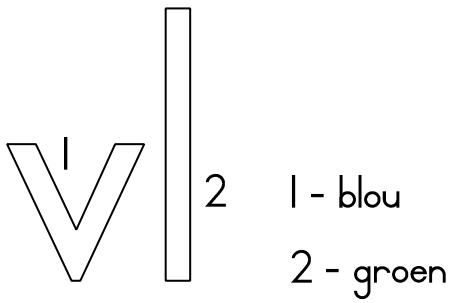
Kleur al die sl-klanke in.

sl	vl	bl	sl
bl	sl	vl	bl
bl	vl	sl	vl
sl	vl	bl	sl

Oefen om die sl-klank te skryf.



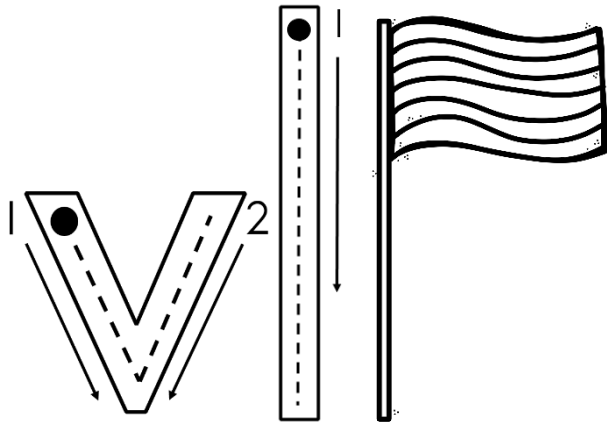
Kleur die "vl-klank" in.



Lees die woorde.

vlug	vlak	vlag
vlieg	vlerk	vleg
vlek		

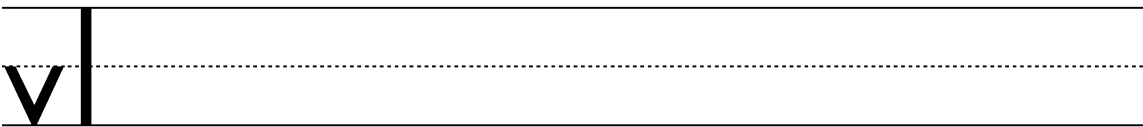
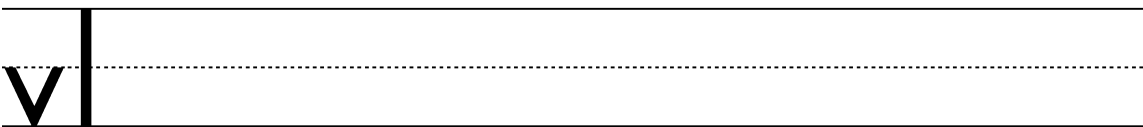
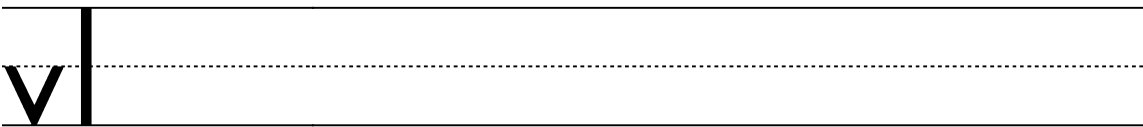
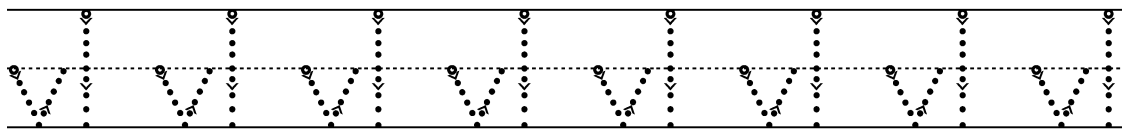
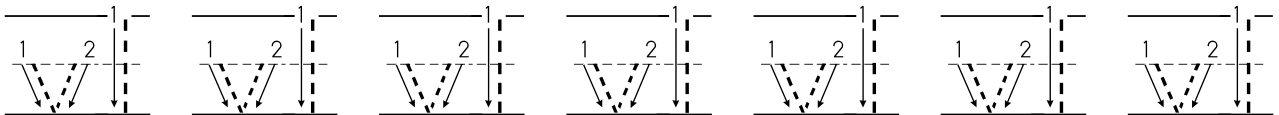
Trek oor die klank.



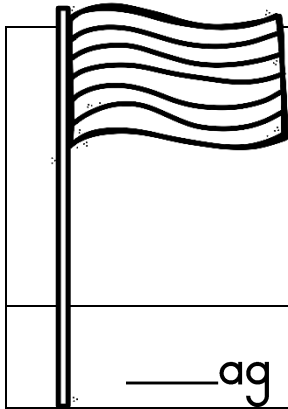
Kleur al die vl-klanke in.

sl	vl	bl	sl
bl	sl	vl	bl
bl	vl	sl	vl
sl	vl	bl	sl


Oefen om die vl-klank te skryf.




Sê die prent se naam. Vul dan die regte klank in.
bl, fl, kl, pl, vl, sl




___ag



___ak



___aar



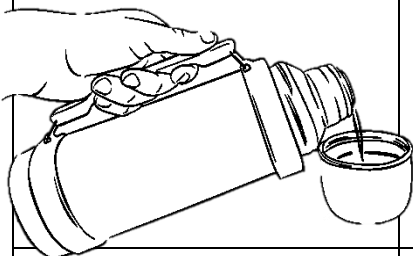
___ok



___es




___erk




___es



___aap



___s




___okkies



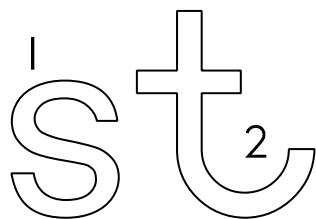
___ng

Die seun is baie
___uks.



___uks

Kleur die "st-klank" in.

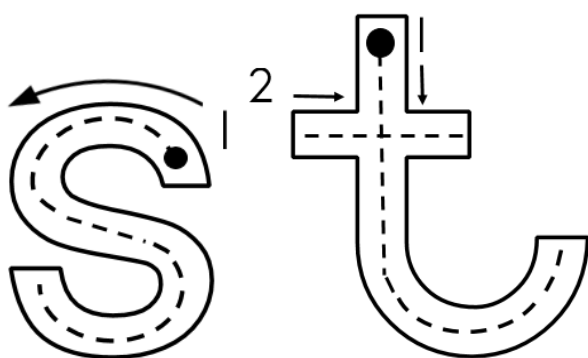


1 - groen
2 - blou

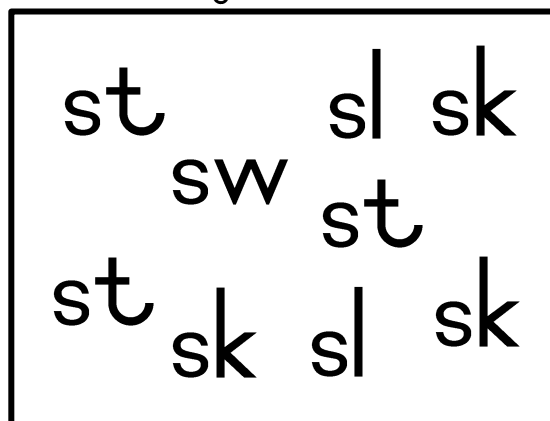
Lees die woorde.

stop	staan	stap	steel
stil	straat	staal	stok
stert	stomp	strand	styf
stad	steek	sterk	


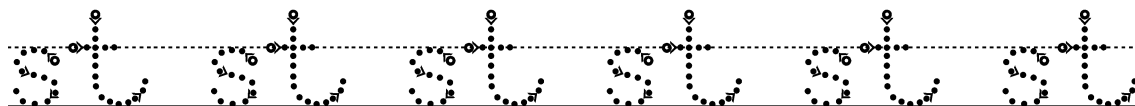
Trek oor die klank.



Omkring al die st-klanke.



Oefen om die st-klank te skryf.


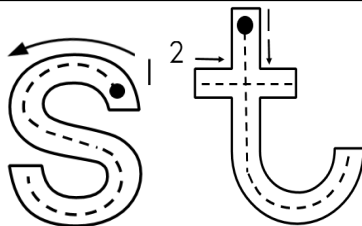
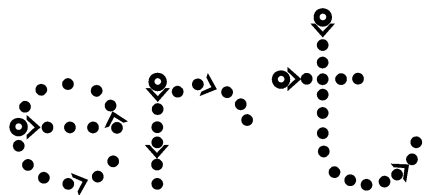
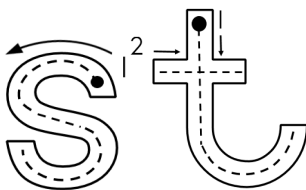


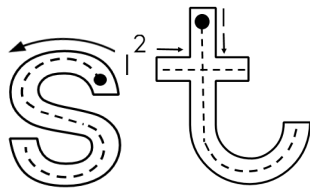
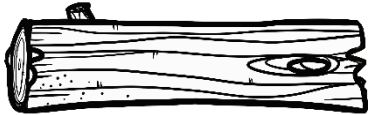
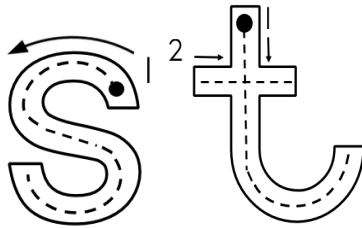

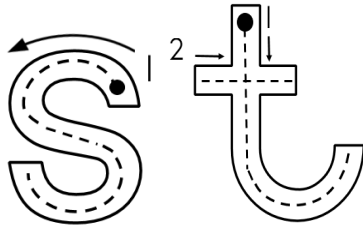



st


st

st

st-klank



Kleur die "sp-klank" in.




1 - groen

2 - blou

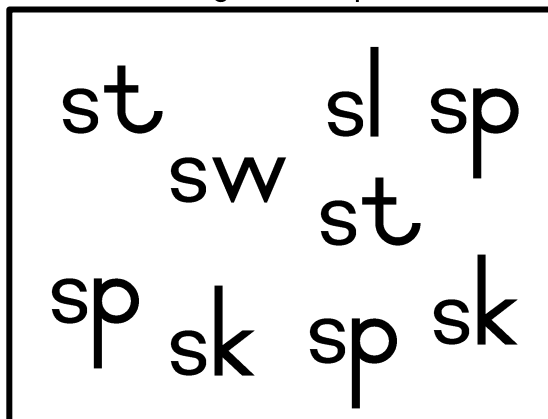
Lees die woorde.

spring	spyt	speel
speld	span	spaar
spot	sport	spog


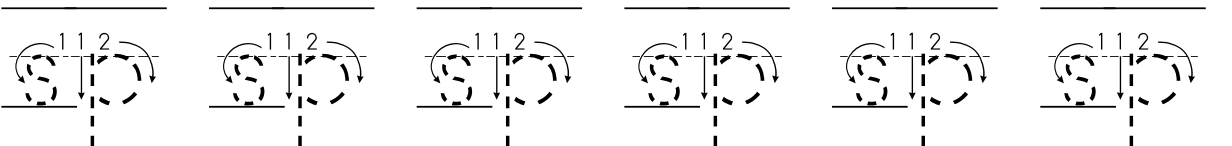
Trek oor die klank.



Omkring al die sp-klanke.



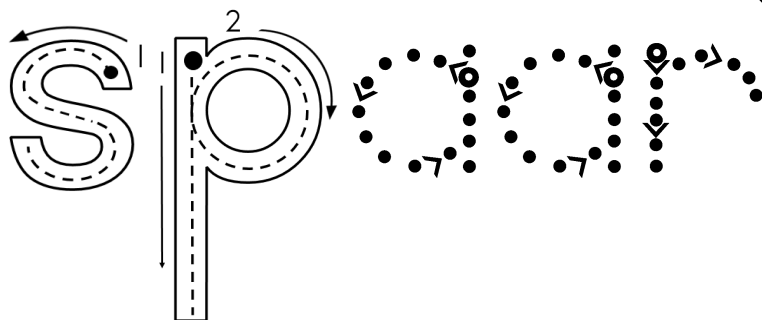
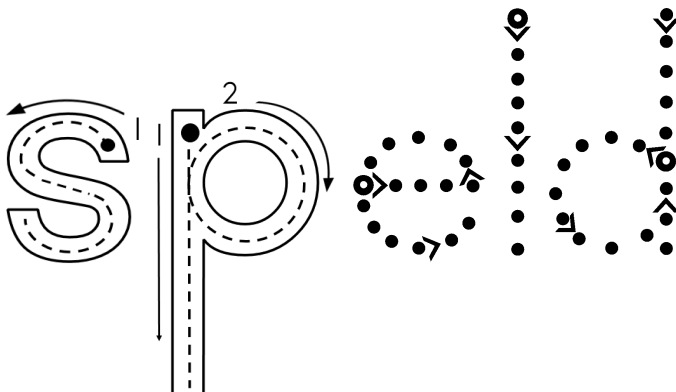

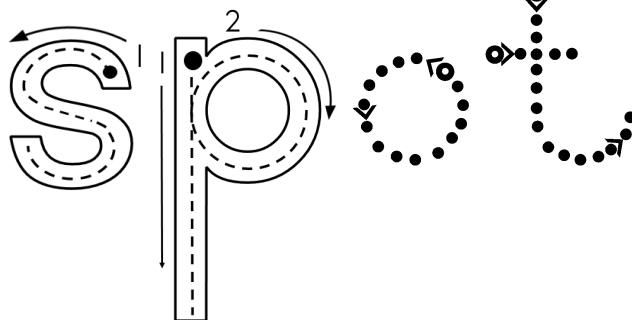

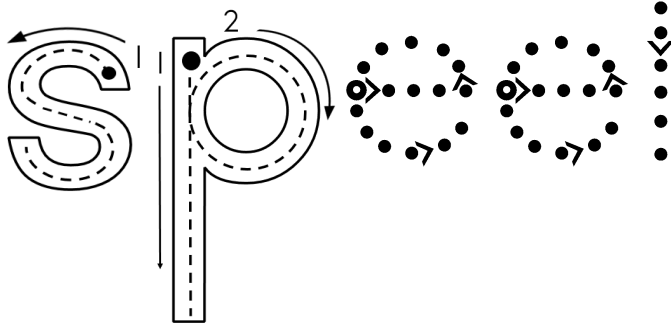

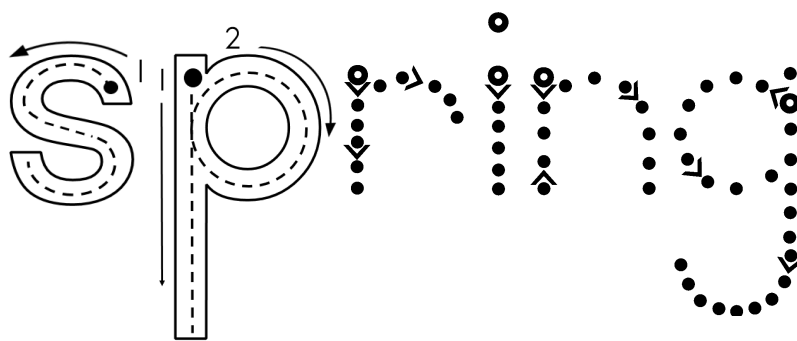

Oefen om die sp-klank te skryf.



sp

sp

sp



Kleur die "sm-klank" in.

1 sm 2

1 - groen

2 - geel

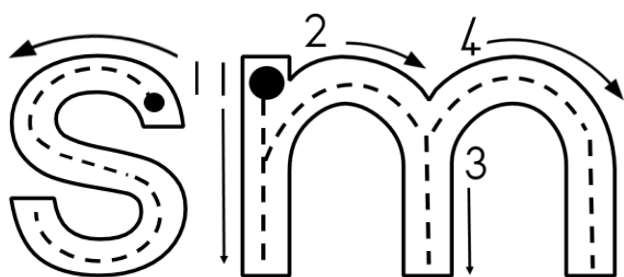
Lees die woorde.

smaak

smul

smeer

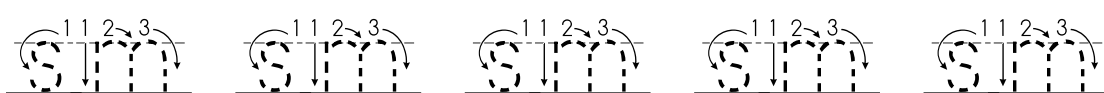
Trek oor die klank.



Omkring al die sm-klanke.

sn sm sn
sm sm
sm
sn sm sn

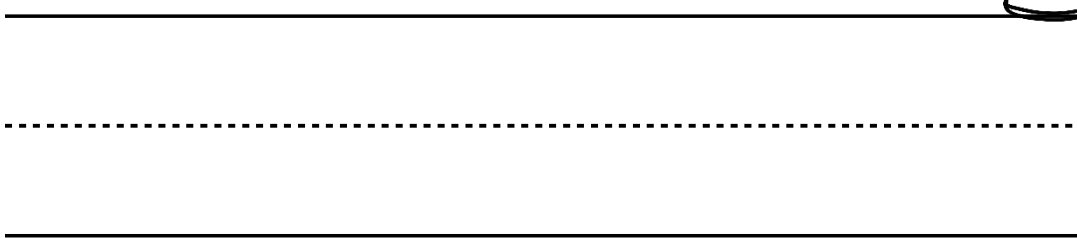
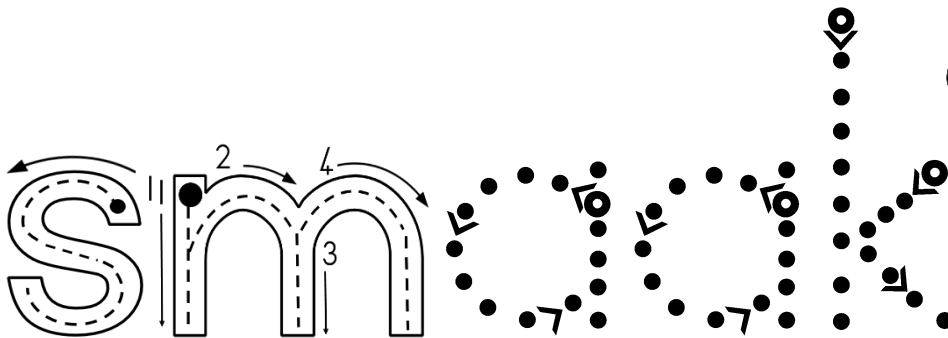
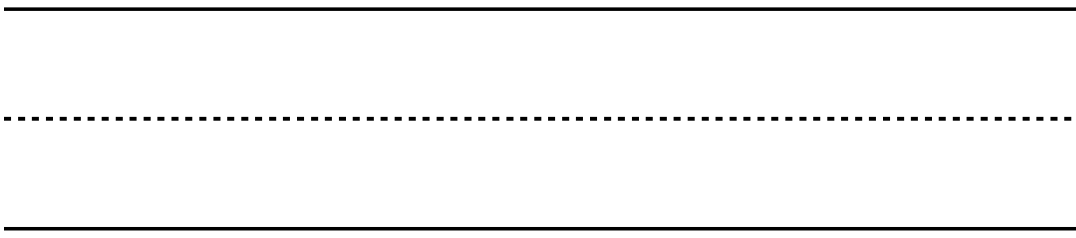
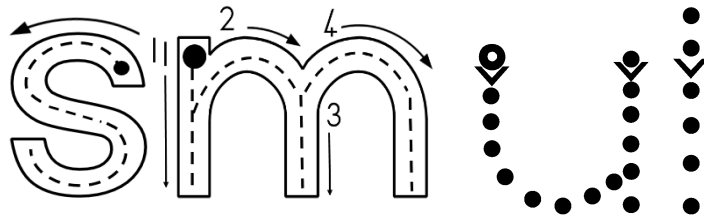
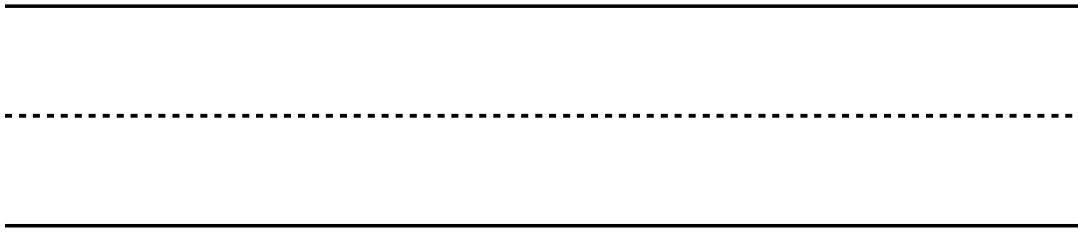
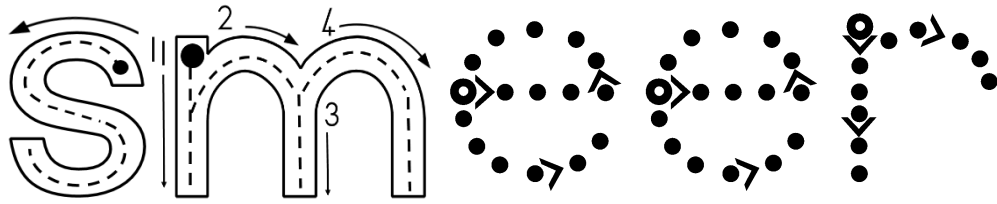
Oefen om die sm-klank te skryf.



sm

sm

sm



Kleur die "sw-klank" in.



Lees die woorde.

swem	swig	sweet
swaan	swart	swaar


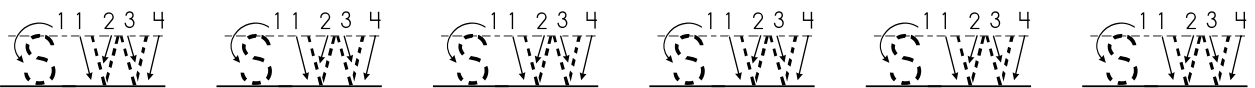
Trek oor die klank.



Kleur al die sw-klanke in.

sl	sw	sn	sm
sw	sn	sm	sw
sn	sw	sn	sm
sm	sn	sw	sl

Oefen om die sw-klank te skryf.




SW


SW

SW


S w e e t



S w e e t



S w e e t




S w e e t



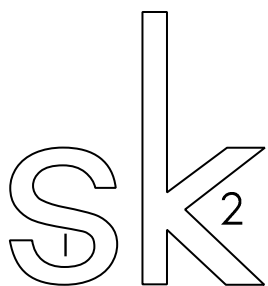
S w e e t



S w e e t



Kleur die "sk-klank" in.

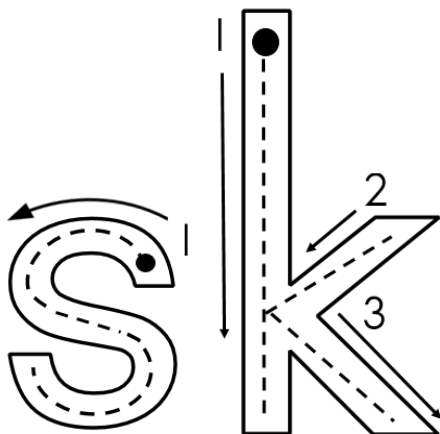


1 - oran je
2 - geel

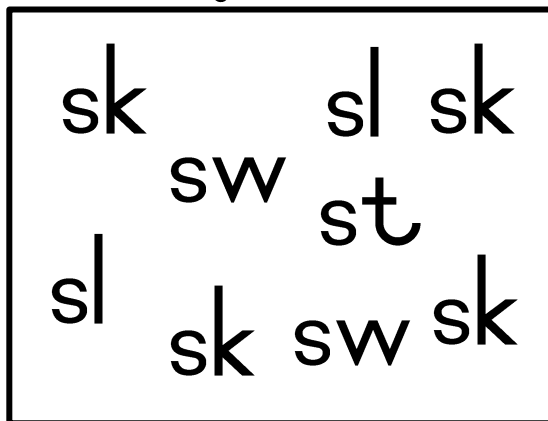
Lees die woorde.

skink	skaam	skop
skil	skaak	skel

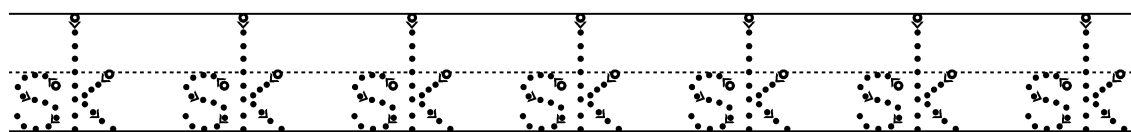
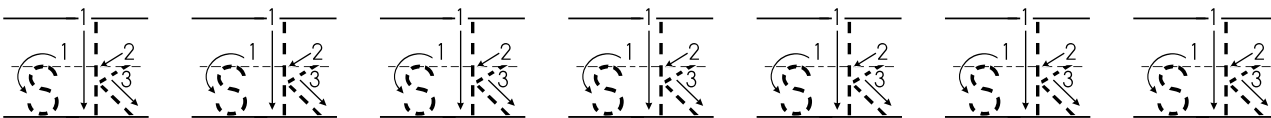
Trek oor die klank.



Omkring al die sk-klanke.



Oefen om die sk-klank te skryf.



sk


sk

sk

sketch




sk




skip



skin



sketch



sketch



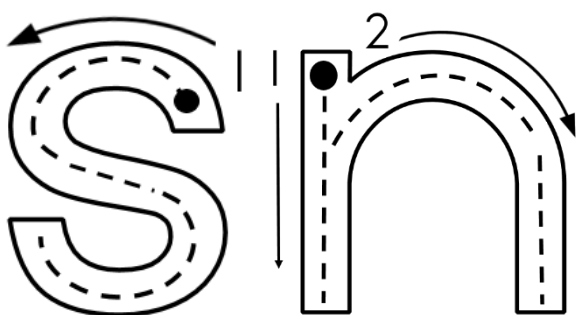
Kleur die "sn-klank" in.

sn 1 - oranje
2 - geel

Lees die woorde.

snik	snaaks	sny
snor	snags	snip

Trek oor die klank.



Kleur al die sn-klanke in.

sl	sw	sn	sm
sw	sn	sm	sn
sn	sw	sn	sm
sm	sn	sw	sl

Oefen om die sn-klank te skryf.

sn sn sn sn sn sn

sn sn sn sn sn sn sn sn

sn

sn


sn

sny




snik


Die seun snik soos hy huil.




snor



snogg



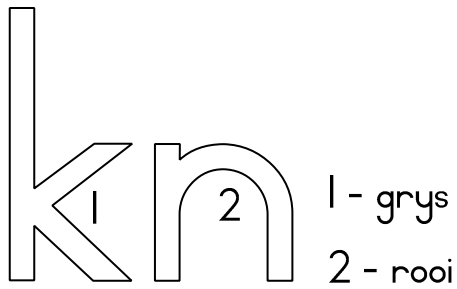
snou



snokke



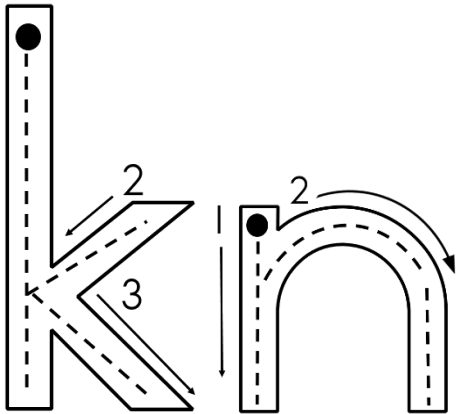
Kleur die "kn-klank" in.



Lees die woorde.

knop	knak	knik
knip	knoop	knor

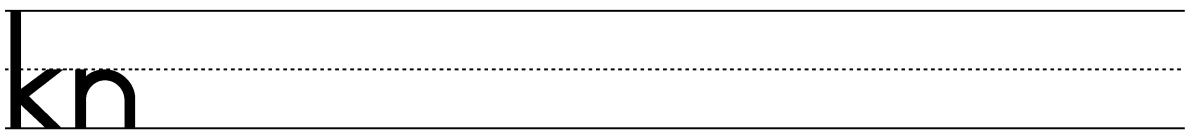
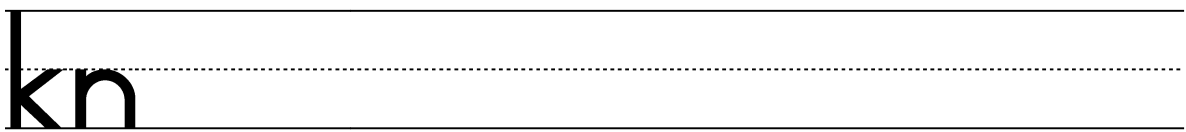
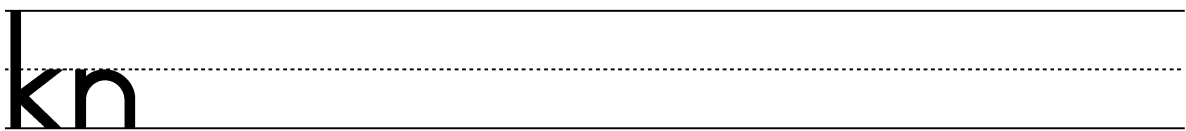
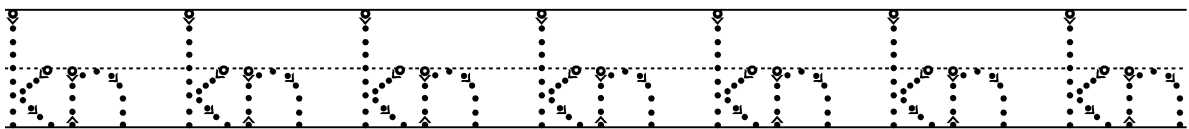
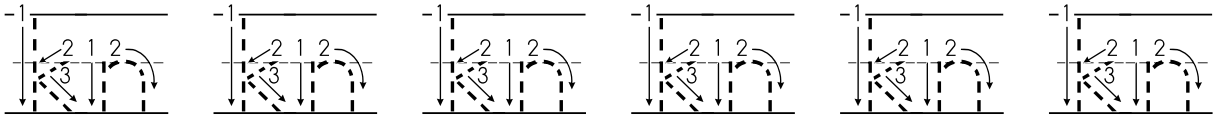
Trek oor die klank.

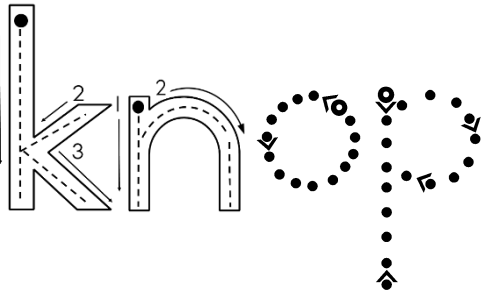


Kleur al die kn-klanke in.

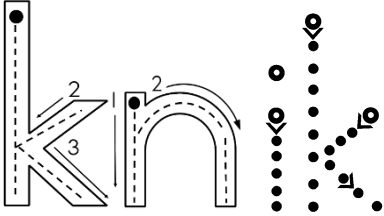
kn	kw	kl	kn
kl	kn	kw	kl
kw	kl	kw	kn
kl	kn	kw	kn

Oefen om die kn-klank te skryf.

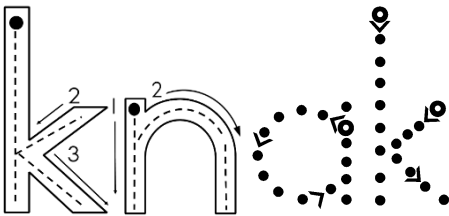




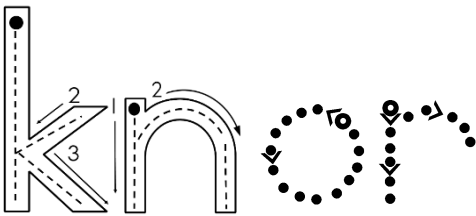
Handwriting practice lines consisting of a solid top line, a dashed middle line, and a solid bottom line.



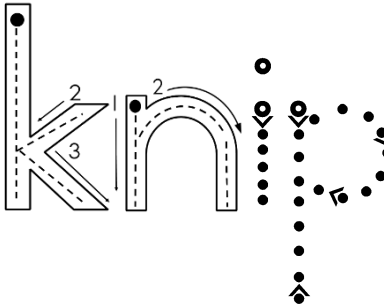
Handwriting practice lines consisting of a solid top line, a dashed middle line, and a solid bottom line.



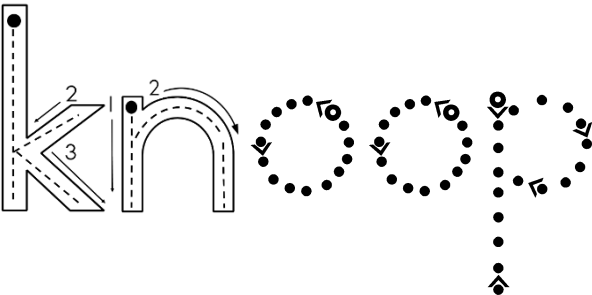
Handwriting practice lines consisting of a solid top line, a dashed middle line, and a solid bottom line.



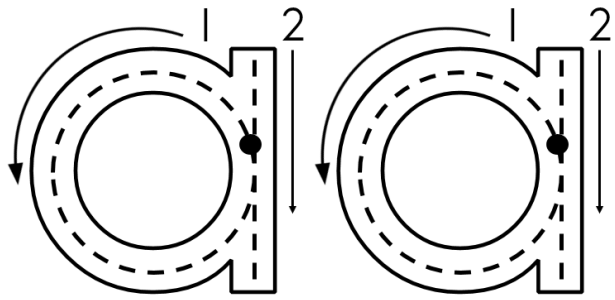
Handwriting practice lines consisting of a solid top line, a dashed middle line, and a solid bottom line.



Handwriting practice lines consisting of a solid top line, a dashed middle line, and a solid bottom line.




Handwriting practice lines consisting of a solid top line, a dashed middle line, and a solid bottom line.



Oefen om die aa-klank te skryf.

.....

.....



Skryf die aa-klank in die blokkies.

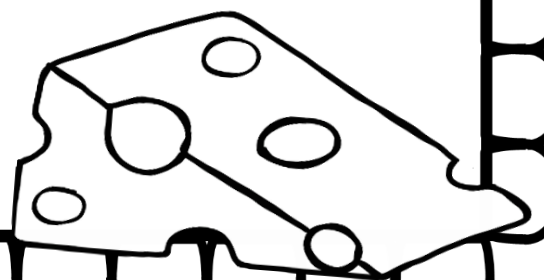
--	--


Vul die aa-klank in.

k _____ s	h _____ r
r _____ s	pl _____ s
s _____ m	g _____ n
_____ p	v _____ k

Lees die sinne en onderstreep die aa-woorde.

1. Ben moet kaas koop.
2. Juffrou raas met Ben.
3. Ons speel lekker saam.
4. Die aap swaai aan die tak.
5. Jana gee 'n lang gaap.
6. Dit is haar boek.





Tracing practice for the letter 'd'. It includes two dashed 'd' characters with numbered arrows (1 for the counter-clockwise circle, 2 for the vertical line) and a dotted 'd' with directional arrows for tracing.

Tracing practice for the letter 'd'. It includes two dashed 'd' characters with numbered arrows and a dotted 'd' with directional arrows.

Tracing practice for the letter 'd'. It includes two dashed 'd' characters with numbered arrows and a dotted 'd' with directional arrows.

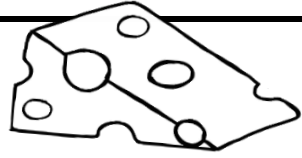
Tracing practice for the letter 'd'. It includes two dashed 'd' characters with numbered arrows and a dotted 'd' with directional arrows.

Tracing practice for the letter 'd'. It includes two dashed 'd' characters with numbered arrows and a dotted 'd' with directional arrows.

Tracing practice for the letter 'd'. It includes two dashed 'd' characters with numbered arrows and a dotted 'd' with directional arrows.

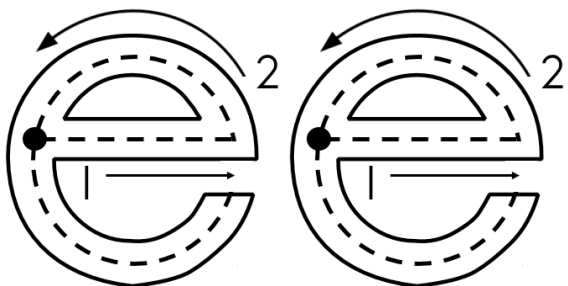
Tracing practice for the letter 'd'. It includes two dashed 'd' characters with numbered arrows and a dotted 'd' with directional arrows.

Tracing practice for the letter 'd'. It includes two dashed 'd' characters with numbered arrows and a dotted 'd' with directional arrows.




Tracing practice for the letter 'd'. It includes two dashed 'd' characters with numbered arrows and a dotted 'd' with directional arrows.

Tracing practice for the letter 'd'. It includes two dashed 'd' characters with numbered arrows and a dotted 'd' with directional arrows.



Oefen om die ee-klank te skryf.



Skryf die ee-klank in die blokkies.


--	--

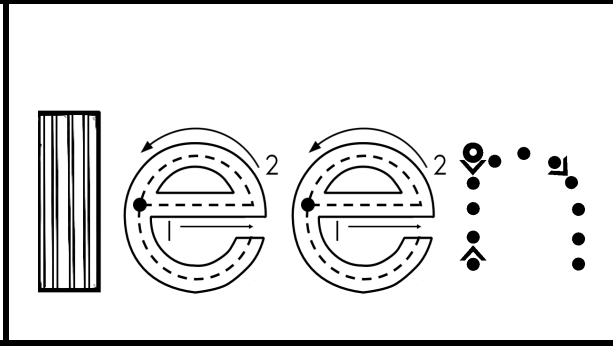
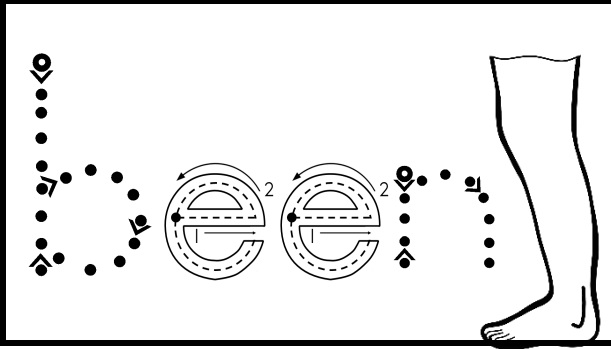
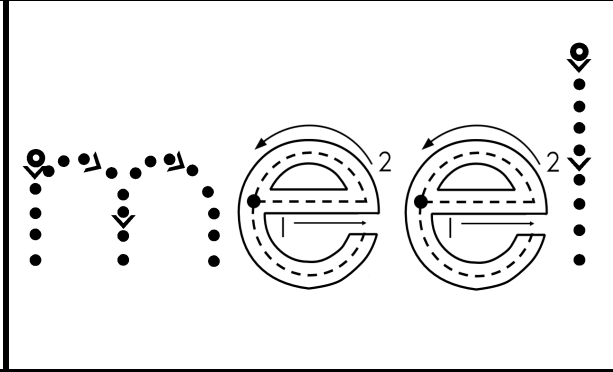


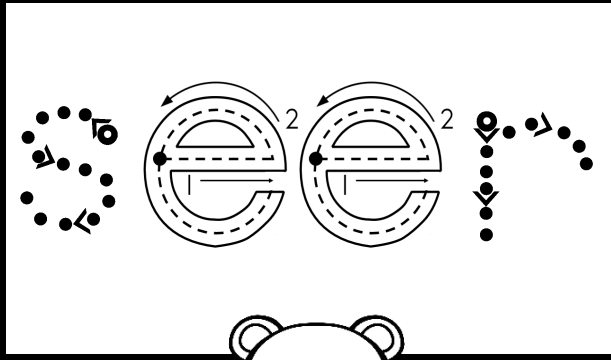
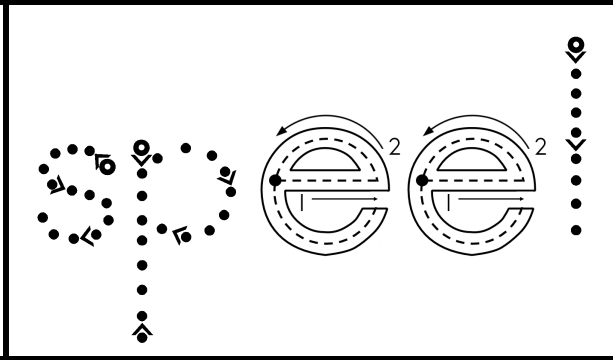
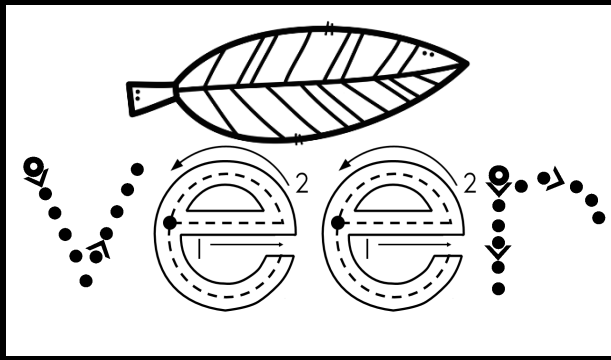
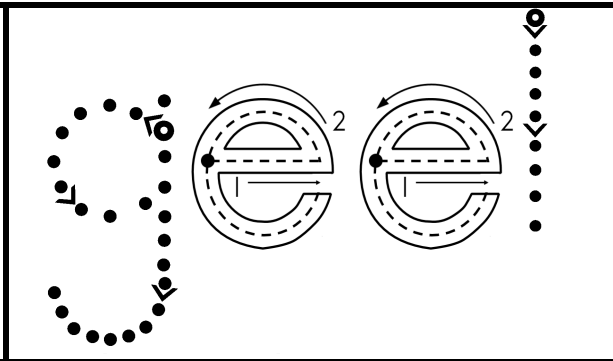
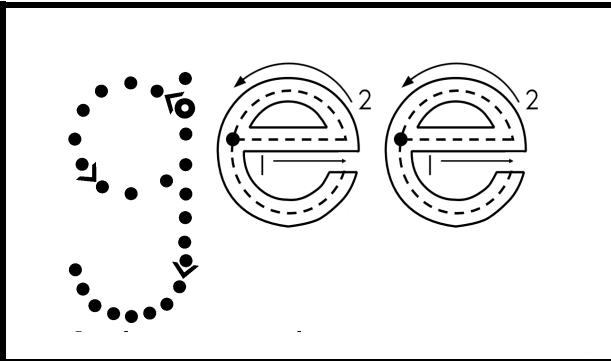
Vul die ee-klank in.


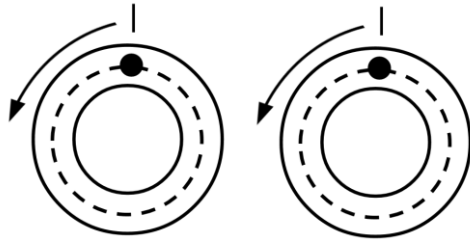
g _____ l	g _____
v _____ r	_____ nd
s _____ r	sp _____ l
m _____ l	b _____ r

Lees die sinne en onderstreep die ee-woorde.

1. Sy dra 'n geel pet.
2. Ek speel met my beer.
3. Daar is baie eende by die dam.
4. Die eend se veer is grys.
5. Ek wil weer see toe gaan.
6. Karel is eerste in die water.
7. Mamma bak brood met meel.
8. My voet is seer.







Oefen om die oo-klank te skryf.

Skryf die oo-klank in die blokkies.

--	--

Vul die oo-klank in.

l ____ p t ____ n


k ____ p p ____ t

r ____ s b ____ n

b ____ m r ____ k

Lees die sinne en onderstreep die oo-woorde.

1. Karla koop 'n rok.
2. Die roos is rooi.
3. Ek loop na my maat.
4. Danie stamp sy toon.
5. Die boom het appels.
6. Die hond lek sy poot.
7. Die vuur maak rook.
8. Die boer plant 'n boon.
9. "Mamma" was my eerste woord.



Tracing practice for the letter 'C'.

Tracing practice for the letter 'C' with a cartoon girl illustration.

Tracing practice for the letter 'C' with a rose illustration.

Tracing practice for the letter 'C' with a tree illustration.

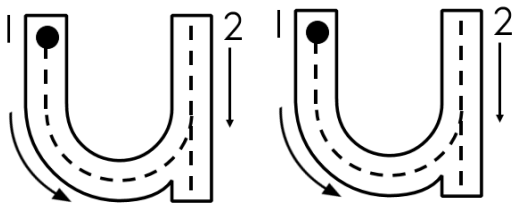
Tracing practice for the letter 'C' with a hand pointing to the letter.

Tracing practice for the letter 'C' with a cross illustration.

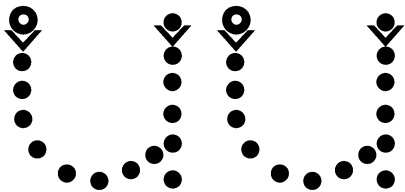
Tracing practice for the letter 'C' with a kidney bean illustration.

Tracing practice for the letter 'C' with a cartoon boy illustration.

Tracing practice for the letter 'C'.



Oefen om die uu-klank te skryf.



Skryf die uu-klank in die blokkies.

--	--

Vul die uu-klank in.

v ____ r

h ____ r

d ____ r

m ____ r

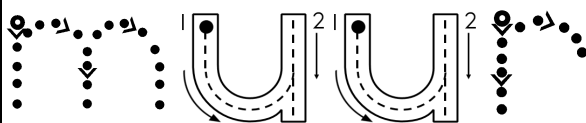
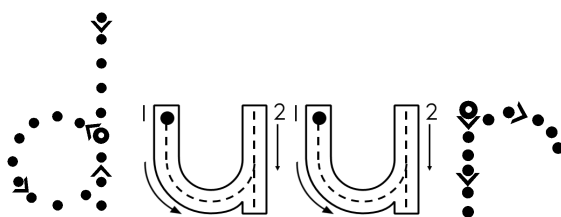
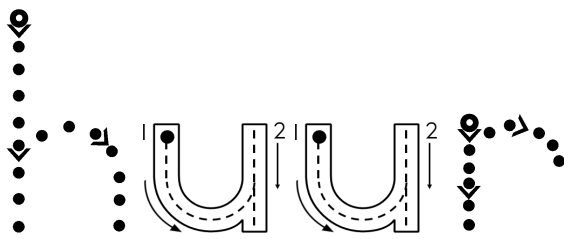
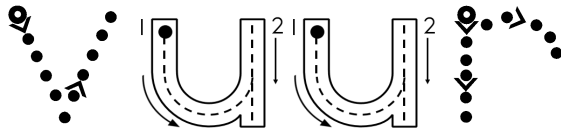
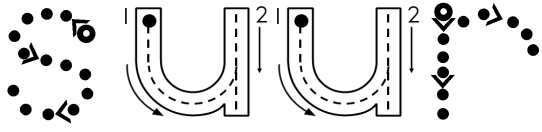
s ____ r

Lees die sinne en onderstreep die uu-woorde.

1. Die vuur is warm.
2. Die suurlemon is suur.
3. Die rok is duur.
4. Ons gaan die huis huur.
5. My pa bou 'n groot muur.

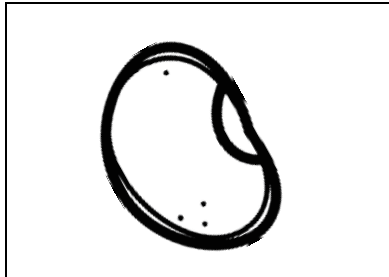


Skryf die woord.




Sê die prent se naam. Luister na die klank en vul die regte klank in.


aa, ee, oo, uu




b__n




v__r



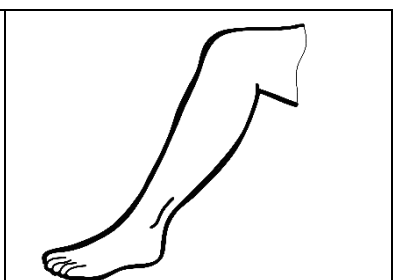
__p



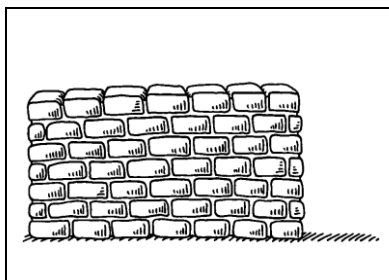
v__r




r__k




b__n



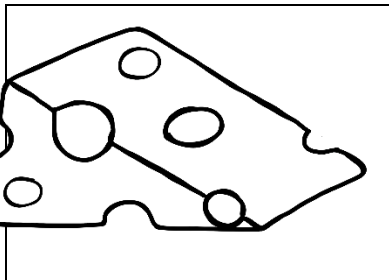
m__r



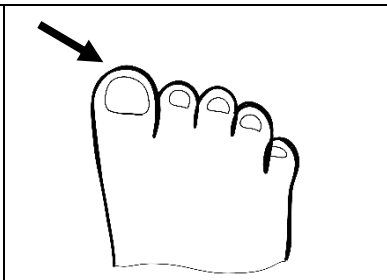
r__s




b__r



k__s



t__n



__nd