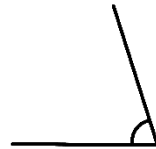
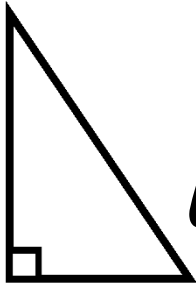



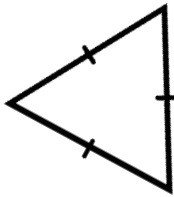




# Wiskunde

## Graad 4

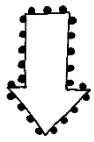


Naam: \_\_\_\_\_

Klas: \_\_\_\_\_

Juffrou: \_\_\_\_\_

# Tel aan en terug



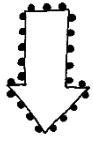
8800



8825



7925



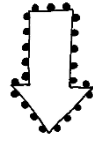
9900



9700



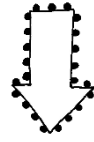
9300



6620



6630





9965



9970



10000



# Plekwaarde

Skryf die plekwaarde van die onderstreepte syfers.

3489

4876

5432

4876

5432

4876

## UITGEBREIDE NOTASIE

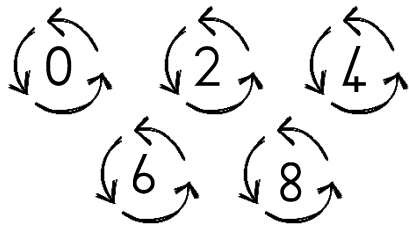
Breek die getalle op in die tabel.

9256	<input type="text"/>	<input type="text"/>	<input type="text"/>
4389	<input type="text"/>	<input type="text"/>	<input type="text"/>
2341	<input type="text"/>	<input type="text"/>	<input type="text"/>
6254	<input type="text"/>	<input type="text"/>	<input type="text"/>
1456	<input type="text"/>	<input type="text"/>	<input type="text"/>

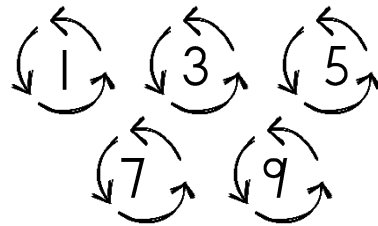
# EWE en ONEWE

## getalle

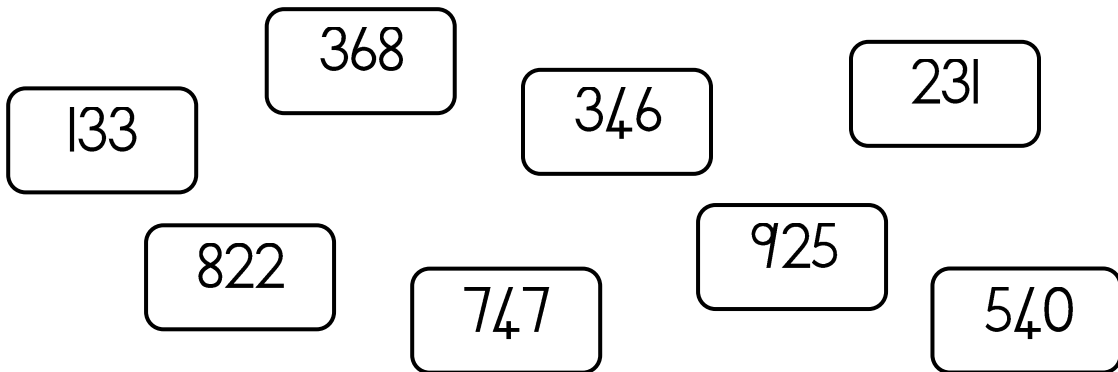
Ewe getalle eindig op



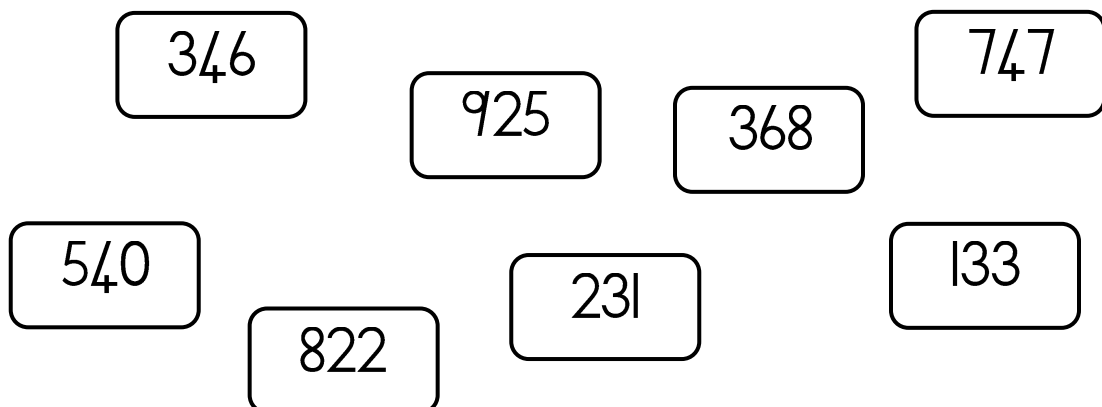
Onewe getalle eindig op



Kleur die EWE getalle BLOU in.



Kleur die ONEWE getalle PERS in.



# ROND AF

Rond die volgende getalle af tot 10, 100 en 'n 1000.

Getal	10	100	1000
8763			
6385			
3941			
9854			
4539			

## KOM ONS RANGSIK



Rangskik die getalle in die ballonne van klein na groot.

---

---

Rangskik die getalle in die ballonne van groot na klein.

---

---

# SOMME Pret

## Opbou en afbreek metode

Byvoorbeeld:

$$289 + 492 + 447$$

$$= (200 + 400 + 400) + (80 + 90 + 40) + (9 + 2 + 7)$$

$$= (1\ 000) + (210) + (18)$$

$$= 1\ 000 + 200 + (10+10) + 8$$

$$= 1\ 000 + 200 + 20 + 8$$

$$= 1\ 228$$

## Afronding en kompensasie

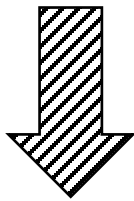
Byvoorbeeld:

$$57 + 96$$

$$= 57 + 3 + 96 \mp 3$$

$$= 60 + 93$$

$$= 153$$



$$484 + 537 + 273$$

---

---

---

---

---

---

$$116 + 384 + 145$$

---

---

---

---

---

---

$$1453 + 543$$

---


---

---

---

---

---



$$26 + 95$$

---

---

---

---

---

---

$$25 + 15$$

---

---

---

---

---

---

$$17 + 45$$

---

---

---

---

---

---



# VERDUBBEL EN HALVERING

Verdubbel die volgende getalle. Wys hoe jy dit  
gedoen het.

Byvoorbeeld:

25:  $25 + 25 = 50$  of  $25 \times 2 = 50$

50

\_\_\_\_\_

15

\_\_\_\_\_

30

\_\_\_\_\_

24

\_\_\_\_\_

Halveer die volgende getalle.

240

\_\_\_\_\_

150

\_\_\_\_\_

308

\_\_\_\_\_

500

\_\_\_\_\_

450

\_\_\_\_\_

482


\_\_\_\_\_

# SKATTING


Skat hoeveel lekkers is in elke  
pakkie en tel dan hoeveel daar is.




SKAT   
TEL




SKAT   
TEL



SKAT   
TEL



SKAT   
TEL



SKAT   
TEL

# VEELVOUDE EN FAKTORE

Veelvoude is getalle waarin die gevraagde getal presies kan indeel.

Byvoorbeeld:

Veelvoude van 3 = 3; 6; 9; 12; 15;

'n Faktor is 'n heelgetal wat presies in 'n spesifieke getal indeel (sonder 'n res).

Byvoorbeeld:

Faktore van 8 = 1; 2; 4; 8

1. Skryf die eerte ses veelvoude van 3 neer?

\_\_\_\_\_

2. Skryf die eerste vyf veelvoude van 8 neer?

\_\_\_\_\_

3. Skryf die veelvoude van 6 neer wat voorkom tussen 40 en 60.

\_\_\_\_\_

4. Omkring die veelvoude van 7.

28   36   49   56   22   63   41



1. Skryf die faktore van 8 neer.

\_\_\_\_\_

2. Skryf die faktore van 12 neer.

\_\_\_\_\_

3. 1, 2, 5 en 10 is faktore van \_\_\_\_\_

4. Omkring die faktore van 9.

6   3   8   1   9   4




# Kapasiteit en Volume

## KAPASITEIT

Kapasiteit is die hoeveelheid wat 'n voorwerp kan bevat of die hoeveelheid spasie in die voorwerp.

## VOLUME

Volume is die hoeveelheid ruimte wat 'n voorwerp in beslag neem.



1. As een eetlepel gelyk is aan 15ml, hoeveel sal die volgende wees?

Aantal eetlepels	Kapasiteit (ml)
3	
	30
6	
	60

2. As een koppie gelyk is aan 250ml, hoeveel sal die volgende wees?

Aantal koppies	Kapasiteit (ml)
2	
	750
5	
	1000

3. Los die volgende probleem op.

As een kalfie 4 liter melk per dag drink, hoeveel liter melk sal 86 kalfies drink?

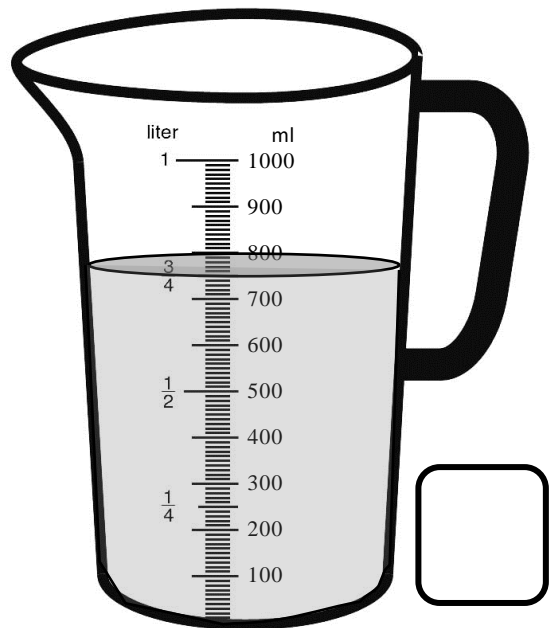
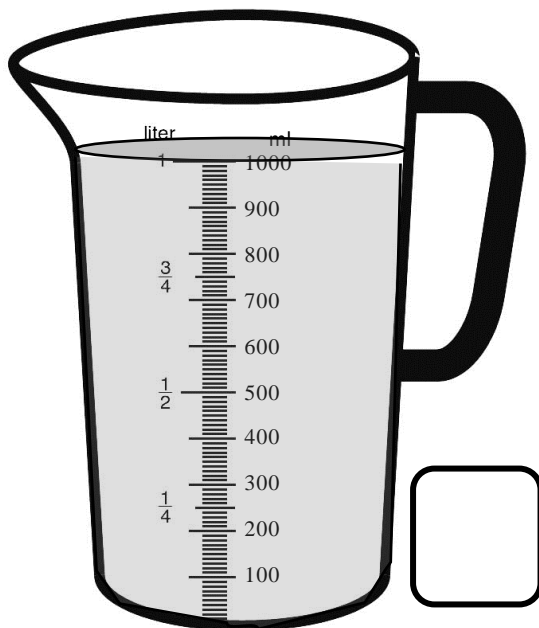
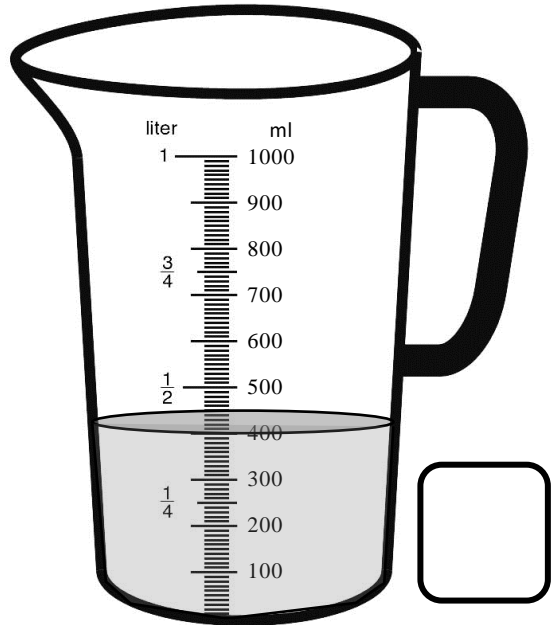
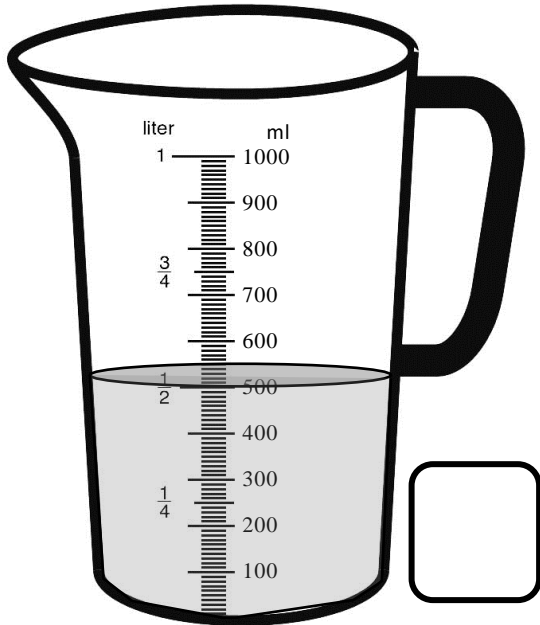
---

---

---

# Kapasiteit en Volume

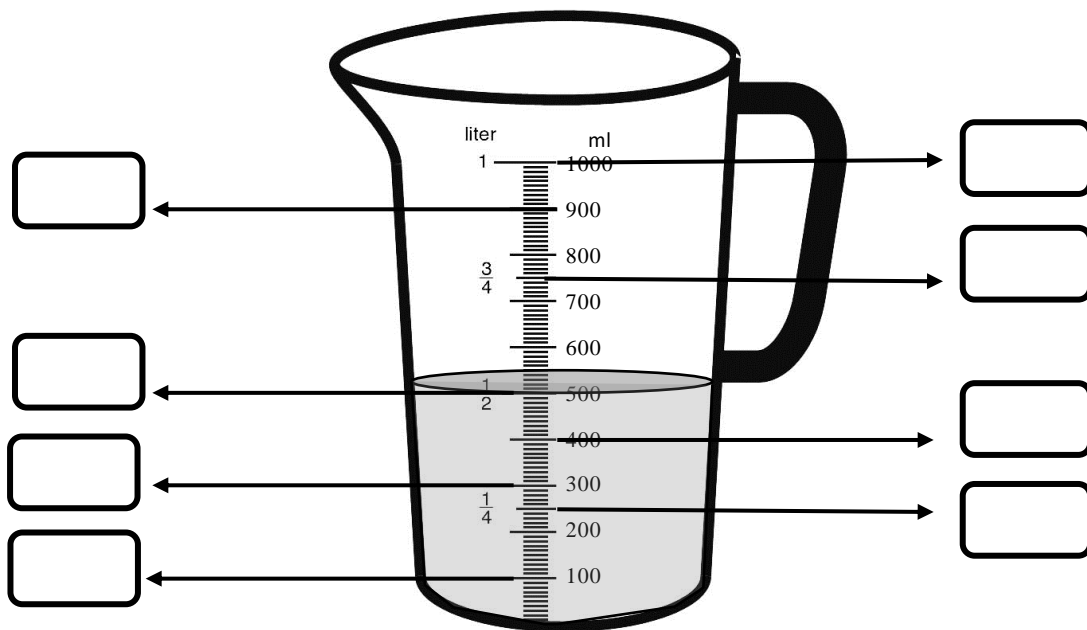
Wat is die kapasiteit van elke maatbeker? Skryf jou antwoord in die blokke.



Wat is die volume van die maatbekers? \_\_\_\_\_

# ml en L

Skryf die kapasiteit van elke pyl neer in die blokke.







Vul in <, > of =

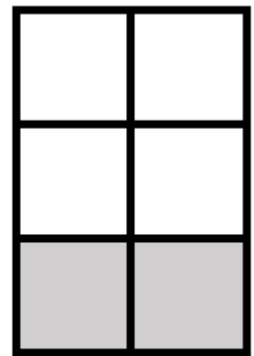

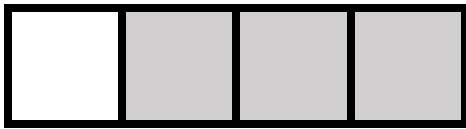
- 1000ml \_\_\_\_\_ 1 L
- 4 koppies \_\_\_\_\_ 1 L
- 4 eetlepels \_\_\_\_\_ 60ml
- 1 L \_\_\_\_\_ 2000ml
- 2 teelepels \_\_\_\_\_ 15ml
- $\frac{1}{2}$  L \_\_\_\_\_ 500ml
- 3 eetlepels \_\_\_\_\_ 45ml
- 45ml \_\_\_\_\_ 25ml
- 10 koppies \_\_\_\_\_ 4500ml

# BREUKE

Kleur die sirkels in volgens die breukdele.



Watter breukdeel is ingekleur.



Skryf die volgende woorde se breukdeel.

1. Twee derdes: \_\_\_\_\_
2. Driekwart: \_\_\_\_\_
3. Twee vyfdes: \_\_\_\_\_
4. Half: \_\_\_\_\_

## OPTEL VAN BREUKE

Optel van breuke met dieselfde noemer.

Byvoorbeeld:

$$\frac{1}{4} + \frac{2}{4}$$
$$= \frac{3}{4}$$

Bereken die volgende somme.

4.  $\frac{2}{5} + \frac{1}{5}$

\_\_\_\_\_

5.  $\frac{2}{10} + \frac{1}{10} + \frac{3}{10}$

\_\_\_\_\_

6.  $\frac{3}{4} + \frac{1}{4}$

\_\_\_\_\_

## AFTREK VAN BREUKE

Aftrek van breuke met dieselfde noemer.

Byvoorbeeld:

$$\frac{5}{6} - \frac{4}{6}$$
$$= \frac{2}{6}$$

Bereken die volgende somme.

1.  $\frac{9}{10} - \frac{5}{10}$

\_\_\_\_\_

2.  $\frac{7}{8} - \frac{3}{8}$

\_\_\_\_\_

3.  $\frac{5}{7} - \frac{2}{7}$

\_\_\_\_\_

1. Ben het 'n blok sjokolade wat uit 6 blokkies bestaan. Hy het 2 blokkies daarvan geëet. Watter breukdeel van die blok sjokolade was oor? \_\_\_\_\_

2. Karla eet  $\frac{1}{10}$  van 'n sjokolade koek voor ete en nog  $\frac{1}{10}$  na ete.

a) Watter breukdeel van die sjokolade koek het sy altesaam geëet?

\_\_\_\_\_

\_\_\_\_\_

b) Watter breukdeel van die koek het oorgebly?

\_\_\_\_\_




\_\_\_\_\_

# Vermenigvuldiging

## METODE

BYVOORBEELD:

$$\begin{array}{r} 46 \\ \times 32 \\ \hline 92 \\ + 1380 \\ \hline 1472 \end{array}$$



Gebruik die methode hierbo om die volgende te bereken.

1.  $34 \times 52$

---

---

---

---

---

4.  $64 \times 24$

---

---

---

---

---

2.  $28 \times 76$

---

---

---

---

---

5.  $85 \times 36$

---

---

---

---

---

3.  $43 \times 27$

---

---

---

---

---

6.  $23 \times 56$

---

---

---

---

---

# TRANSFORMASIES

## ROTASIE


Rotasie is 'n draaibeweging van 'n voorwerp rondom 'n punt.

## REFLEKSIE

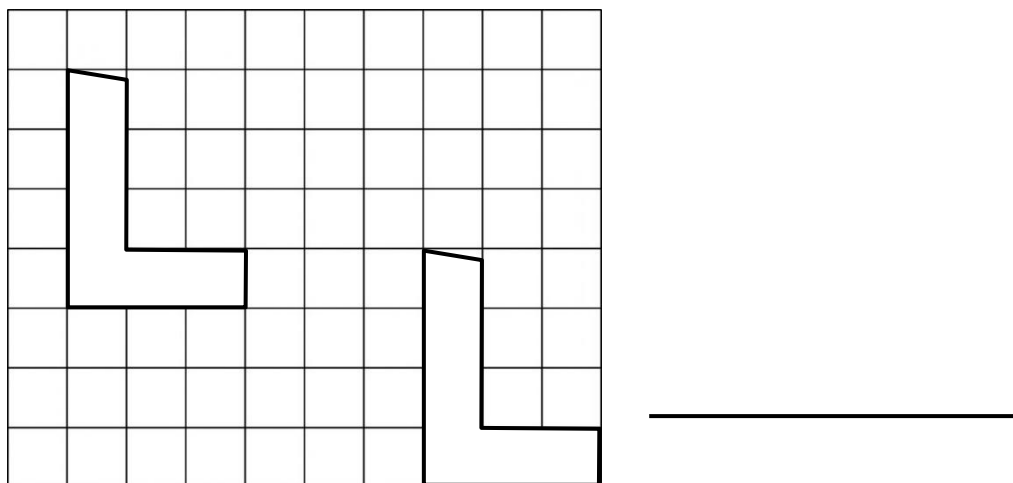
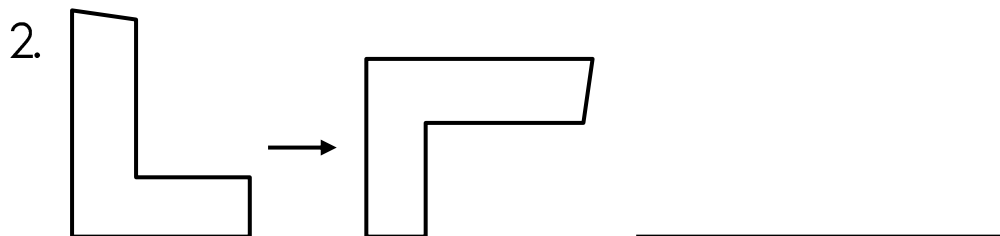
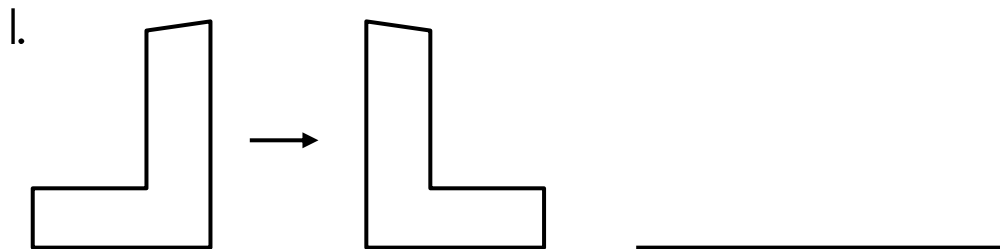
Refleksie is waar die een figuur 'n spieëlbeeld van die ander is.

## TRANSLASIE







Translasie beteken beweging sonder rotasie, verandering in grootte of enige iets anders, die figuur het slegs beweeg.



Is die volgende bewegings 'n rotasie, refleksie of translasie?

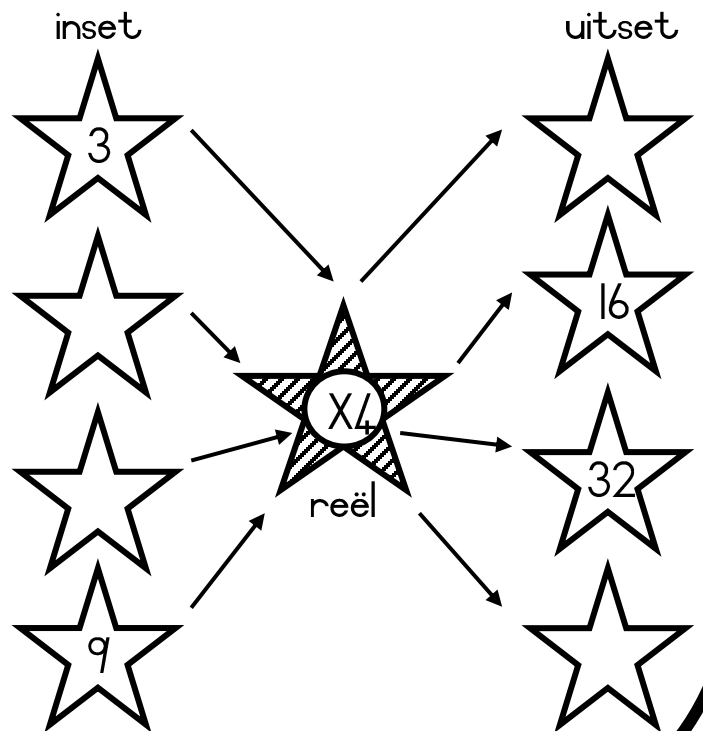
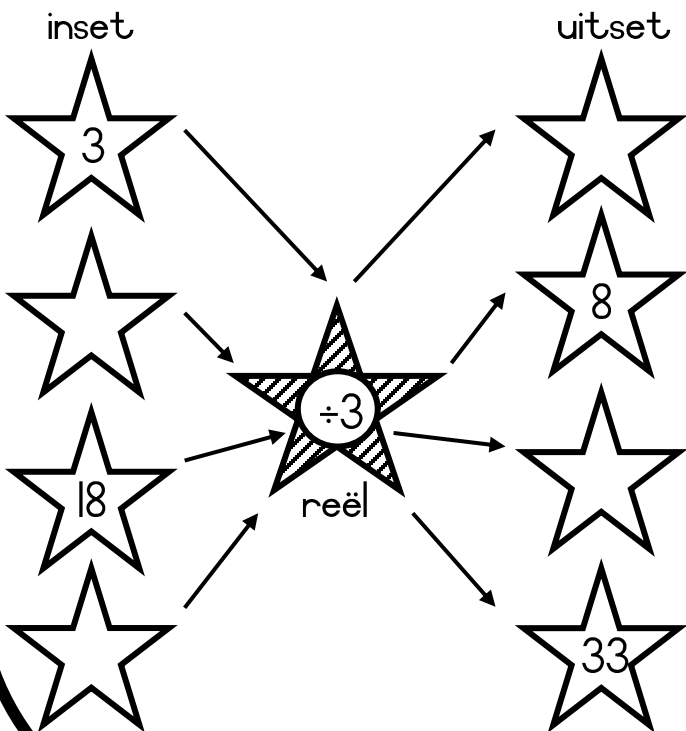
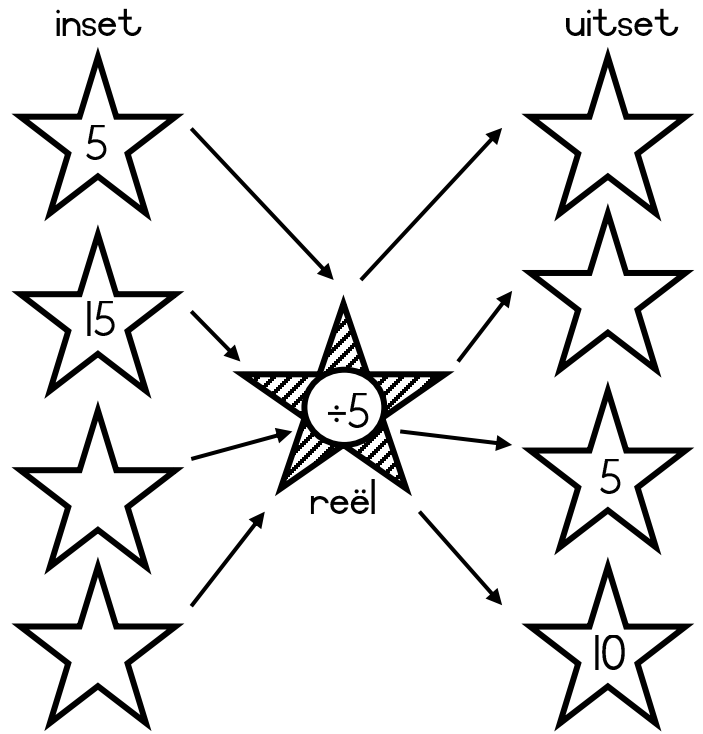
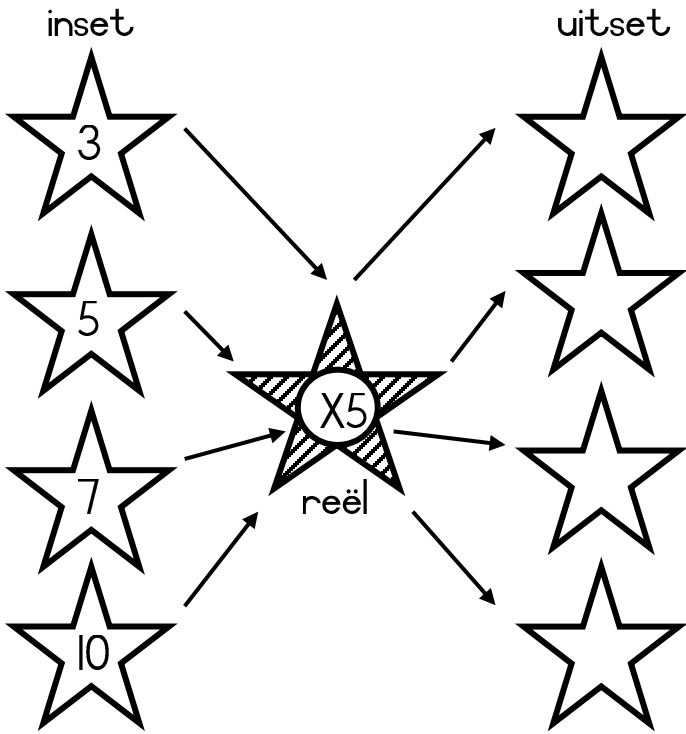


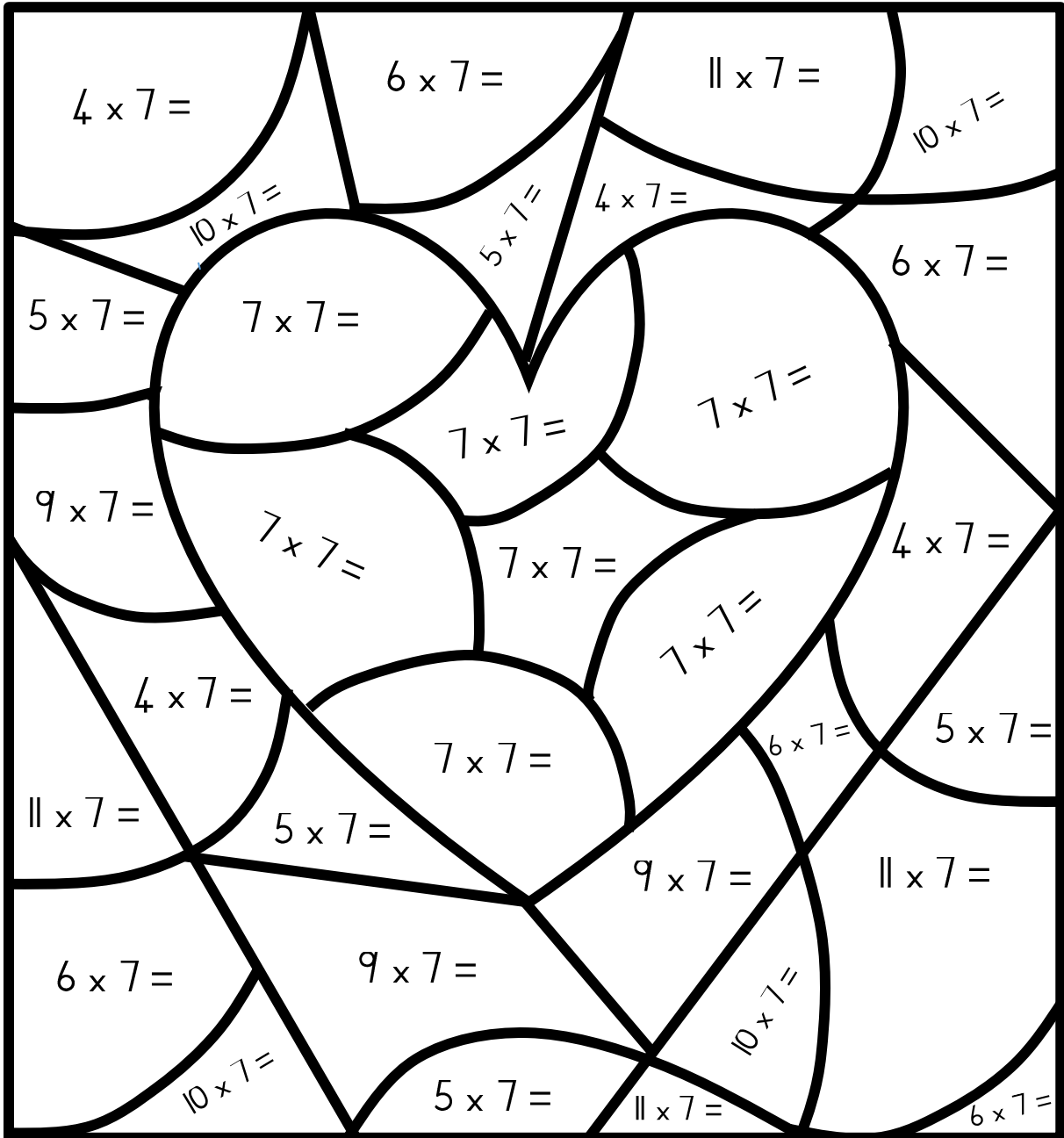
Spinnekoppe  
Vloeidiagramme





# VLOEIDIAGRAMME





## KODE

49 - rooi

28 - pers

70 - pienk

42 - geel

63 - groen

77 - blou

35 - oran je

# KODE

7 - rooi

4 - pers

10 - pienk

6 - geel

9 - groen

11 - blou

5 - oran je



# KODE

30 - menskleur

60 - geel


48 - oranje

36 - pers

12 - pienk



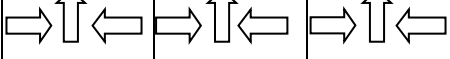


18 - blou

24 - groen



# DIAGRAMPATRONE

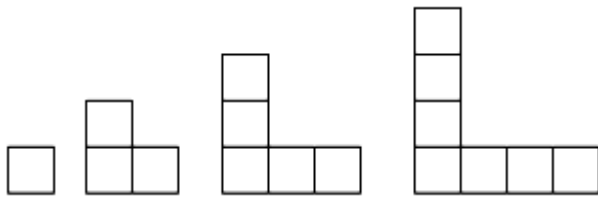
Teken die volgende 5 patrone in die diagrapatroon.

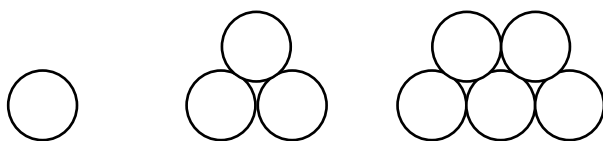
Hoeveel vuurhout jies sal die 4de patroon hê? Teken die 4de patroon.



Hoeveel blokkies sal die 4de patroon hê? Teken die 4de patroon.


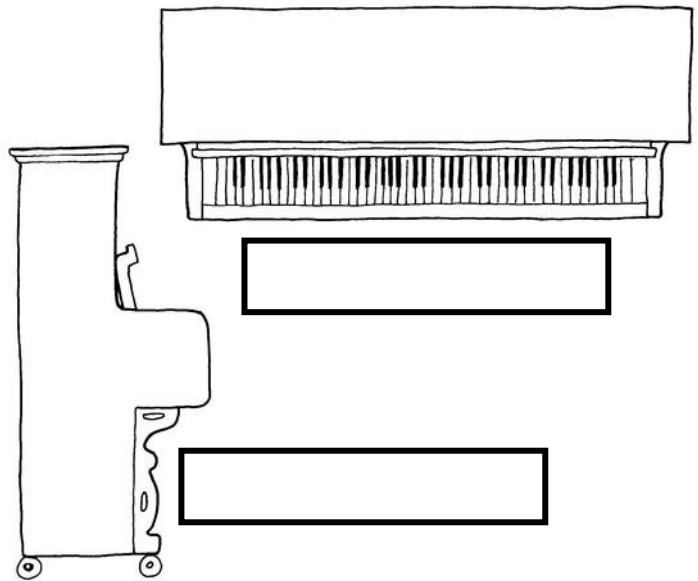




Hoeveel sirkels sal die 4de patroon hê? Teken die 4de patroon.



# AANSIGTE

Hieonder is die voorkant van 'n klavier. Benoem die bo-aansig en die sy-aansig van die ander twee prente in die blokke.








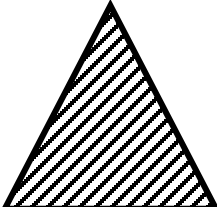
Teken die bo-aansig en die sy-aansig van die huis.

bo-aansig

sy-aansig

# 2D VORMS

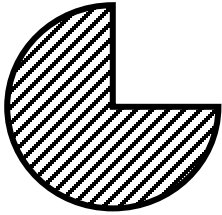
Voltooi die eienskappe van die 2D vorms in die tabel.

VORM	NAAM	AANTAL SYE	AANTAL HOEKE
			
			
			
			
			
			

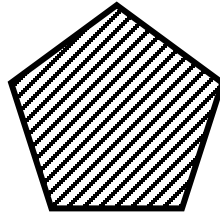


# 2D VORMS

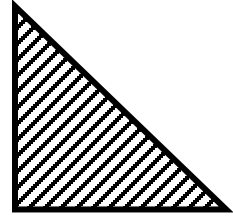
Het die volgende vorms geboë, reguit OF geboë en reguit sye? kleur die regte antwoord in.



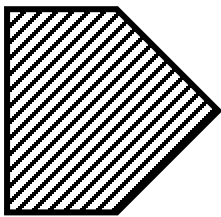
geboë sye
reguit sye
geboë en reguit sye




geboë sye
reguit sye
geboë en reguit sye



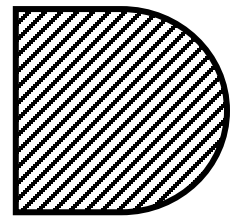
geboë sye
reguit sye
geboë en reguit sye



geboë sye
reguit sye
geboë en reguit sye



geboë sye
reguit sye
geboë en reguit sye



geboë sye
reguit sye
geboë en reguit sye

Teken 'n vorm met reguit sye.

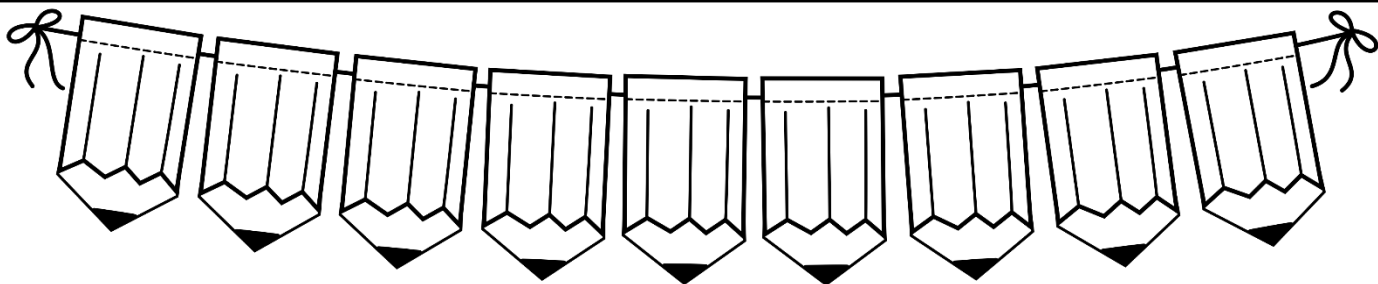


Teken 'n vorm met geboë en reguit sye.

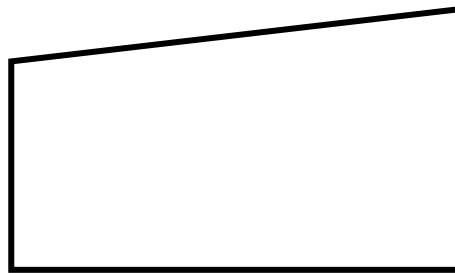
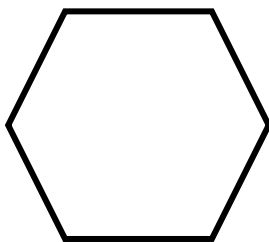
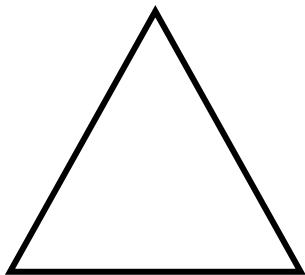
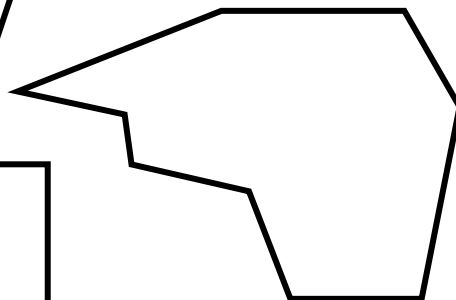
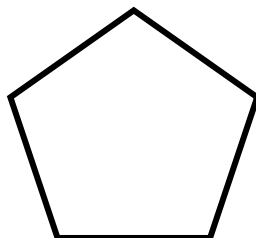
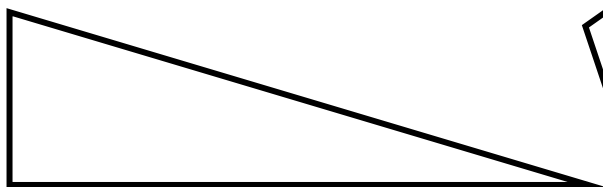
# REËLMATIGE EN ONREËLMATIGE VEELHOEKE:

Reëlmatige veelhoek  
'n Reëlmatige veelhoek se sye  
is dieselfde lengtes.

Onreëlmatige veelhoeke  
'n Onreëlmatige veelhoek se  
sye is verskillende lengtes.

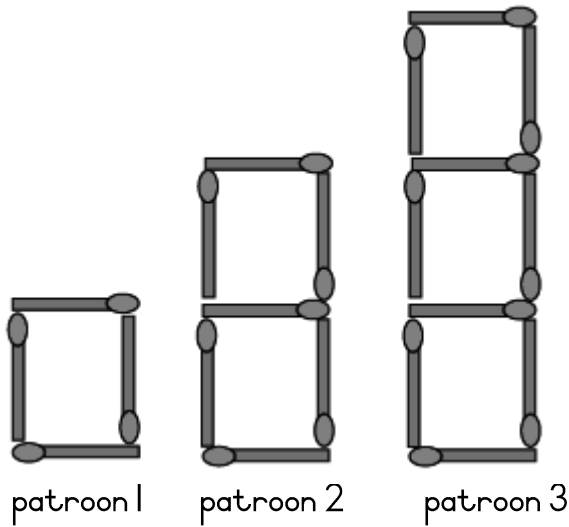


Kleur al die reëlmatige veelhoeke ROOI  
in en die onreëlmatige veelhoeke PERS



# Numeriese patrone

1. Kyk na die patroon hieronder en voltooi die tabel.



Patroon	1	2	3	4	5	6
Aantal vuurhoutjies	4	7	10			

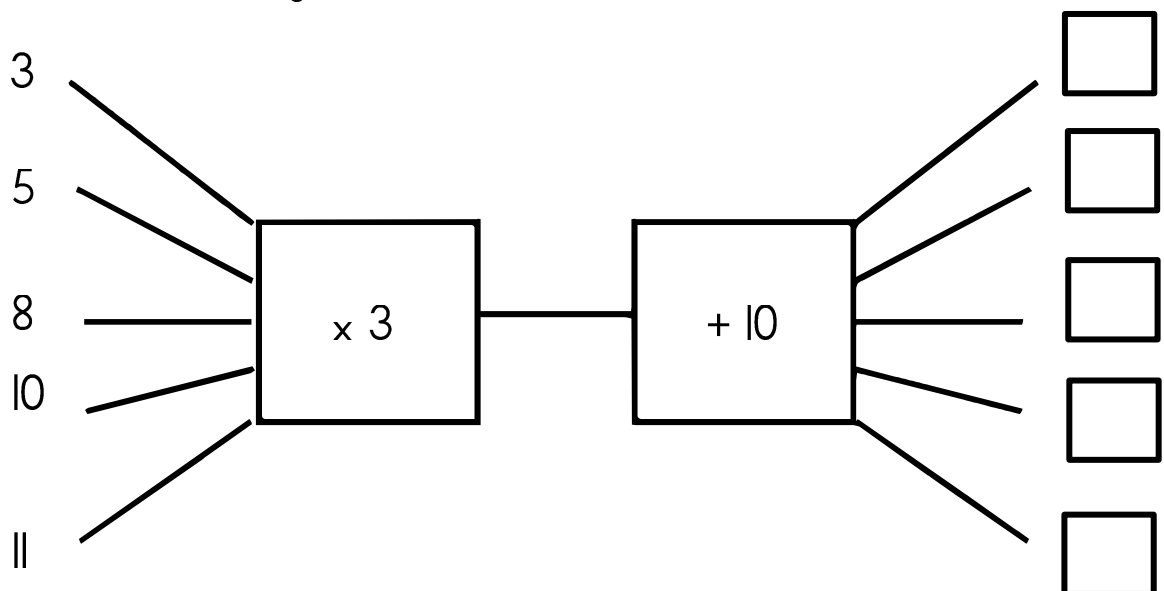
2. Voltooi die volgende patrone:

a. 1; 2; 4; 7; \_\_\_\_\_; \_\_\_\_\_; \_\_\_\_\_

b. 1; 6; 11; \_\_\_\_\_; \_\_\_\_\_; \_\_\_\_\_

c. 1; 4; 7; 10; \_\_\_\_\_; \_\_\_\_\_; \_\_\_\_\_

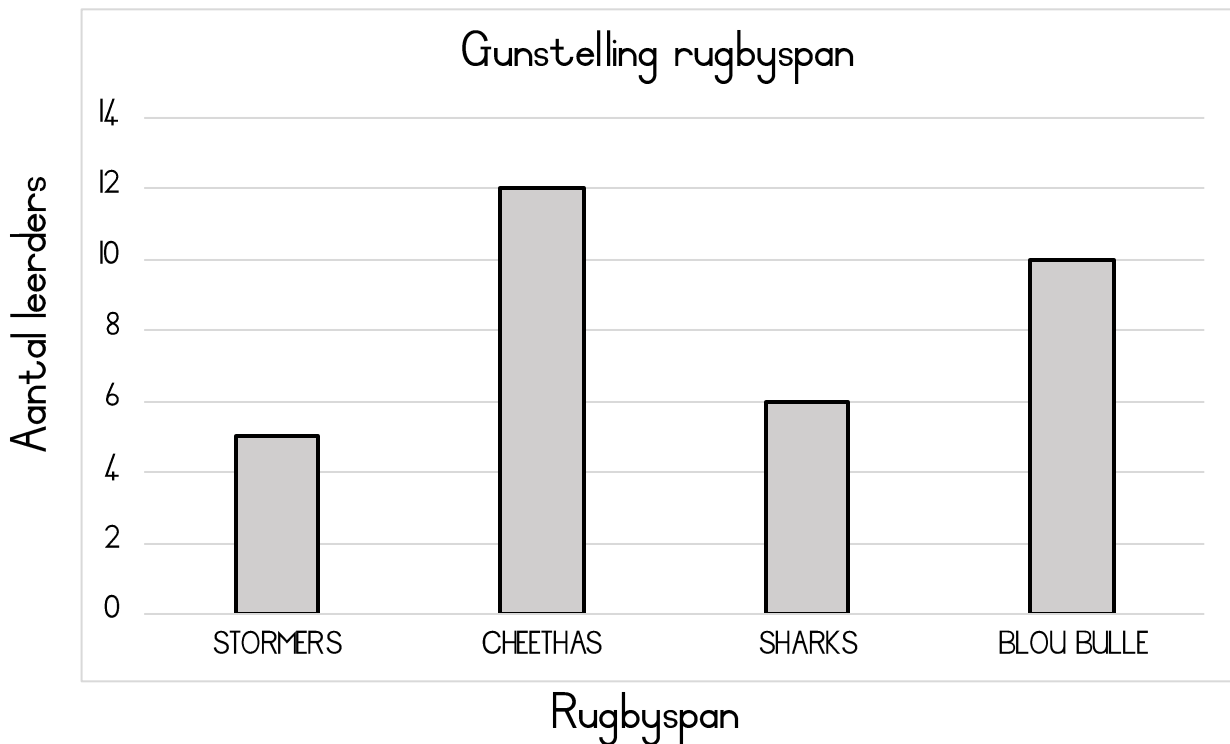
3. Voltooi die vloedigramme.





# DATA

Die grafiek hieronder toon vir watter rugbyspan die leeders skree. Daar is 33 leeders in die klas.



Voltooi die tellingtabel.

RUGBYSPAN	TELLING	AANTAL
Stormers		
Cheethas		
Sharks		
Blou bulle		

1. Van watter span hou die leeders die meeste? \_\_\_\_\_
2. Van watter span hou die leeders die minste? \_\_\_\_\_