

Life Skills
Assessment – Term 3
Grade 3

Name and Surname: _____

Date: _____

Marks Assessment		Mark
1. Beginning knowledge	10	
2. Personal and Social Wellbeing	35	
3. Creative Arts	35	
4. Physical Education	20	
Total	100	

Activity I

Beginning Knowledge

Marks: 10



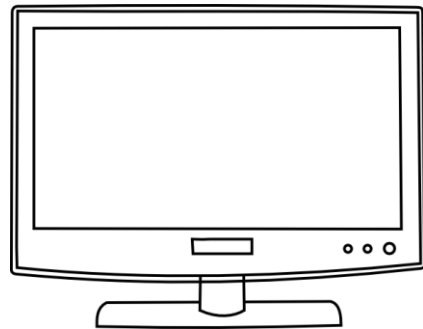
How people lived long ago

1.1. Is the following statements true or false?

Statement	True or false
a) People in the past paid with coins and notes.	
b) People in the past made use of the exchange of goods.	
c) Today we use coins, notes and credit cards to pay for products.	
d) People in the past used bulbs as a source of light.	
e) People in the past didn't have cars, cellphones and televisions.	

Total: _____ / 5

1.2. Write underneath each picture if it is in the past or the present.








Activity 2

Personal and Social Wellbeing

Marks: 20

2.1. a) Public safety

Color in the (✓) if the picture is safe or color in the (✗) if you think the picture is unsafe.

<input type="radio"/> ✓ <input type="radio"/> ✗		<input type="radio"/> ✓ <input type="radio"/> ✗	
<input type="radio"/> ✓ <input type="radio"/> ✗		<input type="radio"/> ✓ <input type="radio"/> ✗	
<input type="radio"/> ✓ <input type="radio"/> ✗			

Total: _____ / 5



b) Draw a cross on the parts of the picture you think is dangerous.




Total: ____ / 5

2.2. Pollution





Look at the pictures and write down which type of pollution it is.





2.3. Road safety


a) What does the following road signs stand for?

 <input data-bbox="274 622 727 696" type="text"/>	 <input data-bbox="866 622 1319 696" type="text"/>
 <input data-bbox="274 1037 727 1111" type="text"/>	 <input data-bbox="866 1037 1319 1111" type="text"/>

Total: ___ / 4

2.3. Write down 4 traffic rules you see in the picture.

1. _____
2. _____
3. _____
4. _____



Total: ___ / 4

2.4. Space


2.4.1. Is the following statements true or false?

- a) There is 10 planets in space. _____
- b) Die sun is a star. _____
- c) There is many planets where animals and people can live in space. _____
- d) Die moon is cold, dead sphere of rock and dust that revolves around the earth. _____
- e) Stars are intense warm gas ball. _____
- f) Scientists use telescope to look at things which are near. _____

total: ___ / 6

2.4.2. Match the words in the block with the pictures.

Earth	Sun	Shooting star	Satellite	Meteor
-------	-----	---------------	-----------	--------



total: ___ / 5

Rubric – Personal and Social Wellbeing		
1. Public safety	10	
2. Pollution	6	
3. Road safety	8	
4. Space	11	
	total	35

Activity 3

Creative Arts

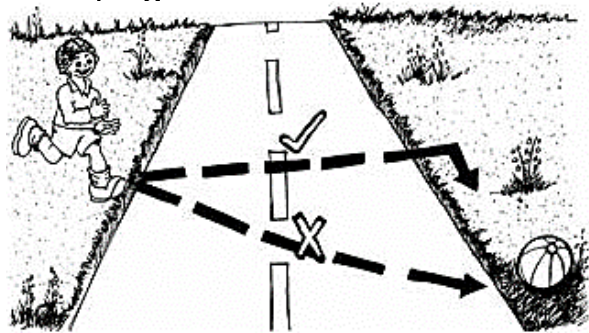
Marks: Performing Arts + Visual Arts = 35

3.1. Performing Arts – Improvise and Interpret

Roleplay

Work in groups of 5 and create a roleplay about one of the following topics:

- Road rules for cars.
- Road rules for pedestrians
- Road rules for cyclists.



Your group will be assessed according to the following rubric:


Rubric – Performing arts	5	4	3	2	1
1. Participation: Learner actively participates and makes a contribution to the planning of the roleplay.	5	4	3	2	1
2. Enjoyment: The learner enjoys participating in the creative activity and gives his cooperation.	5	4	3	2	1
3. Content: The roleplay is applicable to one of the given topics.	5	4	3	2	1
4. Creative: Was the learners creative with their roleplay.	5	4	3	2	1
Total	____/20				

3.2. Visual Arts


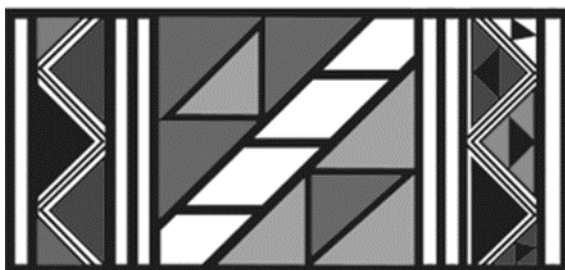
Create your own Ndebele artwork by using their African patterns and prints. Use paint or crayons as medium.

Keep the following in mind when you make your artwork:

- It must be colorful.
- It must consist of patterns.
- You will be marked according to a rubric. Read the rubric before making your artwork.



Here is a few examples of Ndebele art:



Rubric – Visual Arts		
1. The learners artwork is colorful.	5	
2. The learner made use of Ndebele patterns and prints.	5	
3. Was the learner creative?	5	
total	15	

Activity 4


Physical Education

Marks: 20

Purpose of activity – Coordination and Perceptual Motor

Resources needed:

- Empty container or trash can.
- A tennis ball
- A bean bag
- A rugby ball
- A netball ball



Instructions

- Divide into teams. Each team is in a row.
- Place a trash can or empty container about five steps away from the team.
- The first assignment is that the learners should try to throw the different balls with **ONE HAND**.
- The learner in front of the line throws the item into the container, runs to get the ball and hands it to the next learner in the line.
- If you miss, try again and try again. Each learner must throw the tennis ball, bean bag, rugby ball and netball ball.
- The second assignment is: The learners must now throw the items with **TWO HANDS** in the container. Each learner must throw tennis ball, bean bag, rugby ball and netball ball with two hands.
- Everybody in the team gets a turn. The first team who finish is the winning team.

Rubric – Physical Education		
1. The learner was capable to throw the tennis ball in the container with ONE HAND.	2	
2. The learner was capable to throw the netball ball in the container with ONE HAND.	2	
3. The learner was capable to throw the rugby ball in the container with ONE HAND.	2	
4. The learner was capable to throw the bean bag in the container with ONE HAND.	2	
5. The learner was capable to throw the tennis ball in the container with TWO HAND.	2	
6. The learner was capable to throw the netball ball in the container with TWO HAND.	2	
7. The learner was capable to throw the rugby ball in the container with TWO HAND.	2	
8. The learner was capable to throw the bean bag in the container with TWO HAND.	2	
9. The learner waited his turn and followed the instructions.	2	
10. The learner was enthusiastic about the activity and gave his best.	2	
Total	20	