

English  
Grade 3

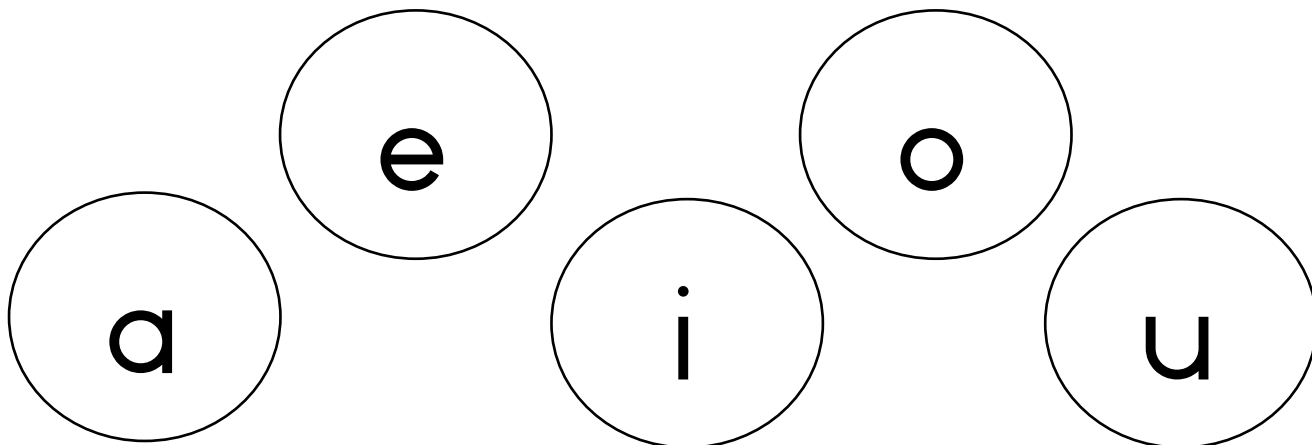


Name:







# Index

Vowels	3
Capital letters	5-7
Punctuation	8-10
Negative sentences	11-12
Fantastic sentences	13
My sentences	14
Nouns	15-16
Adjectives	17-18
Verbs	19-20
Pronouns	21-22
Rhyming words	23-24
Plurals	25-26
Opposites	27
Synonyms and Antonyms	28-30
Past Tense	31
Present Tense	32
Future Tense	33
Worksheets Past and future	34
Abbreviations	35-36
Syllables	37-38
Degrees of comparison	39-40

# VOWELS



Fill in the missing vowels

 c _ t	 s _ n	 d _ g
 b _ s	 p _ t	 s _ x

# CAPITAL

# LETTERS

Easy way to remember when to use capital letters:

“ M.I.N.T.S ”

M - Months and days

I - “ I ”

N - Names of 

- Cities/countries/places
- People
- Streets


T - Titles

S - Start of sentences

# CAPITAL LETTERS

1. The beginning of a sentence:

- . We are going on vacation.
- . My grandparents are very old.



2. Names and surnames of people:

- . John Smith is a very sweet boy.
- . Anne and Grace are friends.
- . Teacher Lucy Baker is a very good teacher.

3. Names of animals:

- . We get fresh milk from Daisy the cow.
- . Snowy is a beautiful white cat.
- . Peter has a dog with the name Lassy.

4. Days of the week:

- . On Friday we are writing a test.

5. Months of the year:

- . My birthday is in February.

6. Names of cities, countries or places:

- I live in South Africa.
- Today we went to the top of Table Mountain.
- I live in Bloemfontein in the Free State.

7. Names of magazines, newspapers and shops:

- My dad bought a Huisgenoot at Checkers.
- My sister bought a Rooi Rose at Pick n Pay.

8. Names of streets:

- We live in Gumtree Street.

9. Names of dams and rivers:

- The Gariep Dam is in the Orange River.
- We ride in a boat on the Vaal River.




10. Titles “:

- Nelson Mandela was our Ex - President.

11. The word “ I “:

- I am very smart.
- My sister and I love ice cream.

# CAPITAL LETTERS



Add the capital letters where they are needed.

1. my birthday is in december.

\_\_\_\_\_

2. i live in cape town.

\_\_\_\_\_

3. Today we went to the top of table mountain.

\_\_\_\_\_

4. My mother bought a huisgenoot at checkers.

\_\_\_\_\_

5. the gariiep dam is in the orange river.

\_\_\_\_\_

6. jane and peter are friends.

\_\_\_\_\_

# PUNCTUATION

## Full stop

1. At the end of a sentence:

- . I love my family.
- . The apple is red.

2. After an abbreviation

- . Fri.
- . Jan.
- . Dr.

## Comma

3. To separate a list of words:



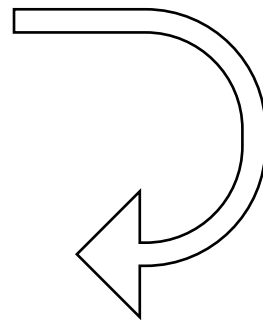
- . I enjoy to eat apples, bananas and grapes.

4. To make something clear:

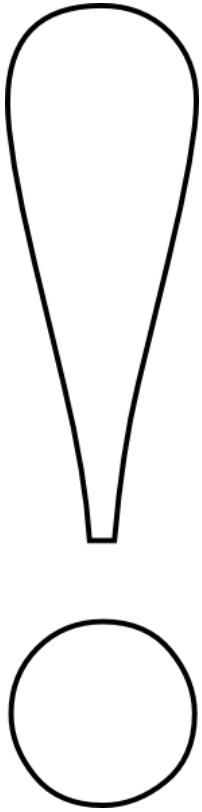
- . My sister, Lucy, is very pretty..

5. After quotations:

- . "I love pizza," he said.







# Exclamation mark


Use an exclamation mark at the end of a sentence when you are excited or angry or when you are shouting.

1. Stop!
2. Help!
3. Please, help me!
4. John, don't touch that!

# Question mark

A question mark is used at the end of a sentence when you ask a question:

1. Can you help me?
2. Do you know where my book is?
3. When are we leaving for church?
4. Who are you?
5. Where are we going?
6. Why are you so naughty?
7. Are you my friend?



# Punctuation

Peter, the pirate, needs help putting the correct punctuation at the end of each sentence. Help him by using a comma ( , ), full stop ( . ), exclamation mark ( ! ) or question mark ( ? ) at the end of each sentence.

1. When are we going on vacation \_\_\_

2. Ouch \_\_\_ The spider bit me \_\_\_

3. We had sandwiches for lunch \_\_\_

4. May I have a drink of water \_\_\_

5. It is sunny outside \_\_\_

6. Go away \_\_\_

7. Where is the hospital \_\_\_

8. The apple is red \_\_\_



# Negative Sentences

For example:


1. They are my friends.  
They are not my friends.
2. Dogs chase cats.  
Dogs do not chase cats.
3. He goes to school by bus  
He does not go to school by bus.
4. I like to read.  
I do not like to read.

## Rules

is → - not  
are

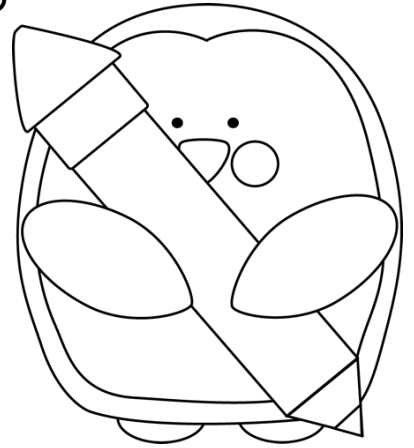
does → - does not  
goes

After I it is always → - do not



# Negative Sentences

Change the following sentences into negative sentences:



1. I have a blue dress.

-----

2. The girl goes to school every morning.

-----

3. You are my friend.

-----

4. She is excited for the party

-----

5. I like to eat candy.

-----

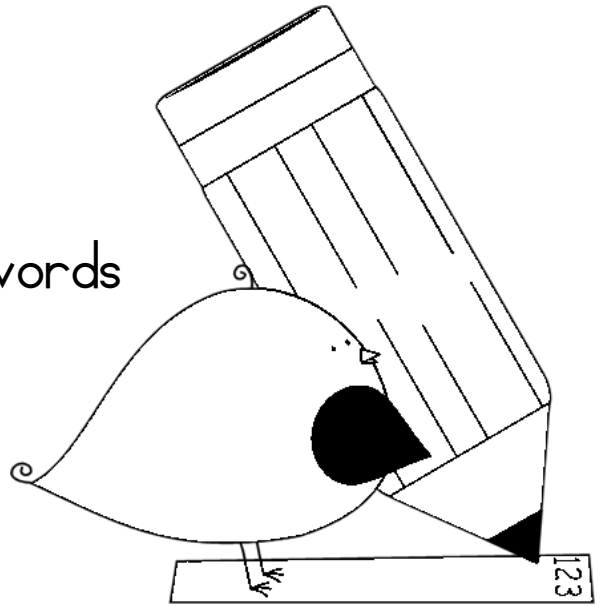
6. The boy does his homework.

-----

# Making fantastic sentences!

A fantastic sentence has:

1. Capital letters
2. Punctuation
3. Finger spacing between words
4. Correct spelling
5. It is neat
6. Five or more words



A fantastic sentence begins with:

He

Mother

It

She

They

The

You

Next

Our

My

Monday

There

We

Later


Those

I



# My sentences

Look at the picture and make 5 fantastic sentences.



---

---

---

---

---

---

---

---

# Nouns

A noun is something you can see  
or touch.

We get different types of nouns:

Person	Place	Animal	Thing
girl boy	school	dog	book
Mom Dad	home	frog	table
Grandma	playground	cow	shoe
Grandpa	zoo	giraffe	pencil
Mrs. Smith	kitchen		chair
Ann Ben			

For example:


1. The frog hops on the ground.
2. The girl eats an apple.
3. My mom is in the kitchen.

# Nouns

Draw a circle around the noun in the sentence.

1. I sit on a green chair.

2. The frog lives in the river.



3. The boy eats an apple.


4. I love my grandma and grandpa.

5. Jane is my friend.

6. The bicycle is blue.

7. The giraffe has a very long neck.

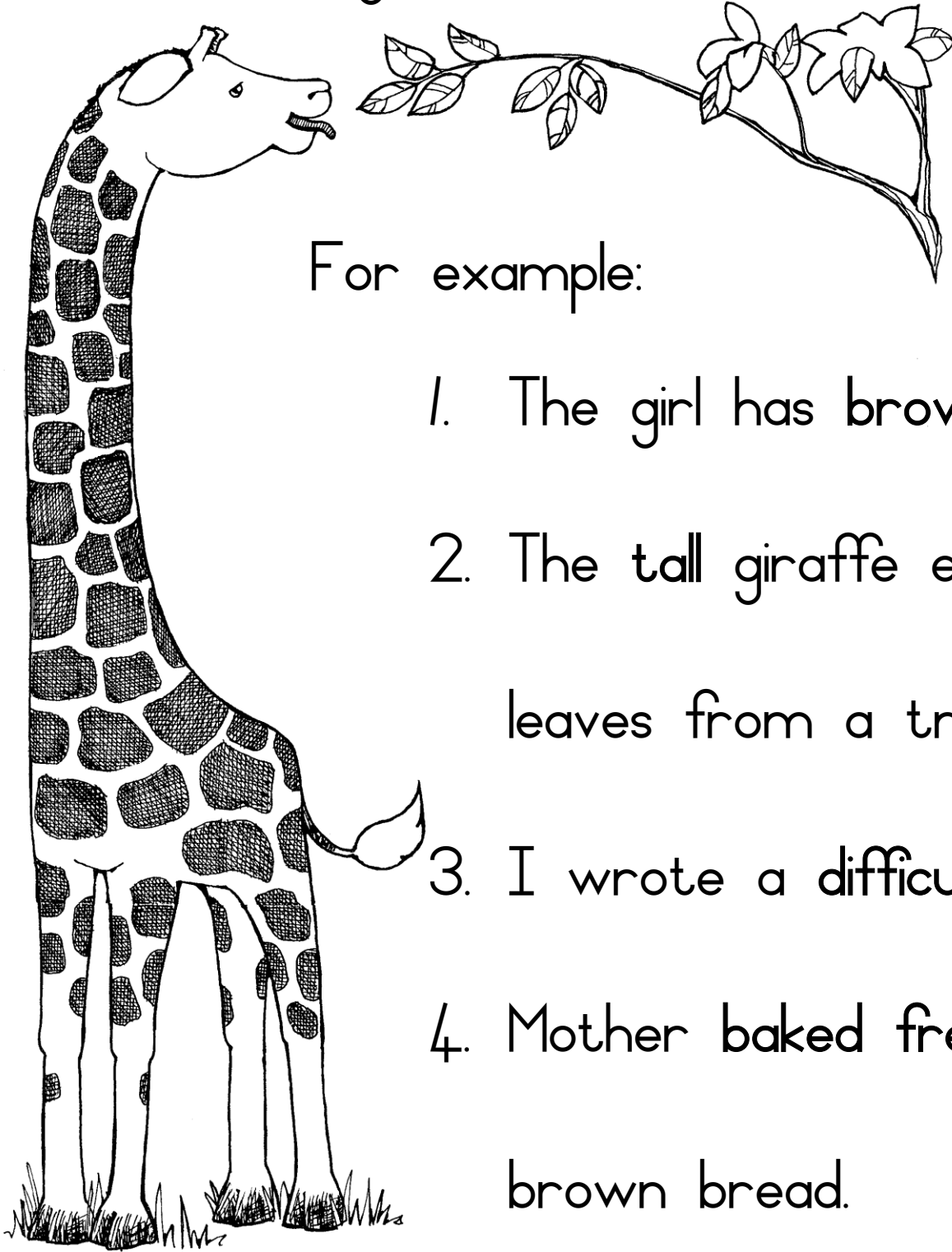
8. The cow eats the green grass.





# Adjectives

An adjective describes a noun.



For example:

1. The girl has brown hair.
2. The tall giraffe eats leaves from a tree.
3. I wrote a difficult test.
4. Mother baked fresh brown bread.

# Adjectives

Draw a circle around the adjective in the sentence.

1. I sit on a green chair.
2. Mother eats a juicy, red apple.
3. My favourite blue shoe is missing.
4. I wrote a difficult test.
5. Jane is my beautiful friend.
6. The red car is very fast.
7. The giraffe has a very long neck.
8. The cow eats the green grass.
9. The boy has curly hair.




# Verbs

A verb is a “doing” word.

For example:

1. I ride on a horse.




2. The children sing in the choir.

3. I tie my shoelaces.

4. I wash my hands.

5. Tim and Dave toss the ball.



# Verbs

Use the verbs below and make your own sentence.

1. walk

---

---

2. dance

---

---

3. sing

---

---

4. hide


---

---



# Pronouns

A pronoun is a word that replaces a name or an object



For example:

6. I am 9 years old.

7. She laughed at him.


8. You are very smart.

9. We are going to the zoo.

10. They are eating an ice cream.

# Pronouns

Fill in the missing pronouns



1. \_\_\_\_\_ am 10 years old.
2. \_\_\_\_\_ are my best friend.
3. \_\_\_\_\_ are going to the zoo.
4. \_\_\_\_\_ is a sunny day.
5. \_\_\_\_\_ is a naughty boy.
6. \_\_\_\_\_ wears a pretty dress.


# Rhyming words

Words that rhyme sounds the same.

I'm a little penguin  
in the snow.

I slide on my tummy  
to and fro.

I eat fish  
from the deep blue sea.  
I'm black and white  
as you can see.



# Rhyming words

Circle the words in each box that does not rhyme with the other words.

bat	cat	hat	hit	mat	hen
snow	blow	grow	grew	throw	
red	bed	said	fed	rod	
glass	mash	class	grass		
dog	frog	bag	dig		

Write your own word which rhymes with the following:

boy		jar	
man		book	



# Plurals

## Rules of plurals:

### 2. ADD a S:

This is the most common way to make a word a plural.

- bike - bikes
- hat - hats

### 1. Words ending in y:

If there is a consonant before the y change the y to "ies"

- lady - ladies
- fairy - fairies

### 4. Words ending in y:

If there is a vowel before the y just add a "s"

- boy - boys

### 3. Words ending with ch, sh and x:


If a word ends with ch, sh and x just add "es"

- dish - dishes
- church - churches
- fox - foxes

### 5. Words ending with f -

Change the f to "v" and add "es"

leaf - leaves



# Plurals

Write the plurals of the following words:

1. car \_\_\_\_\_

2. church \_\_\_\_\_

3. dog \_\_\_\_\_

4. fish \_\_\_\_\_

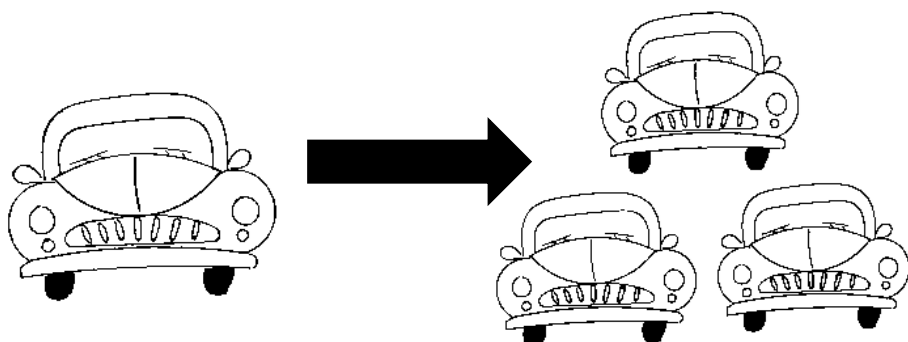
5. peach \_\_\_\_\_

6. fox \_\_\_\_\_

7. bush \_\_\_\_\_



8. fly \_\_\_\_\_

9. toy \_\_\_\_\_



# Opposites - Gender

mother	father
girl	boy
sister	brother
woman	man
niece	nephew
grandma	grandpa



# Synonyms

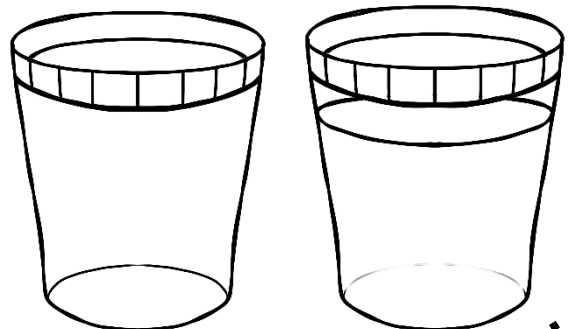

Words with the same meaning

kids - children	happy - joyful	quick - fast
gift - present	small - tiny	tired - sleepy
big - large	start - begin	sick - ill
woman - lady	rich - wealthy	bring - carry

# Antonyms

Words with the opposite meaning

loud - soft	old - young	hot - cold
quick - slow	early - late	happy - sad
front - back	big - small	rich - poor
last - first	full - empty	dirty - clean
wet - dry	light - dark	soft - hard




# Synonyms

Choose the words in the block and write it at their synonym.

start	small	present
ill	quick	big

tiny




gift

fast

sick

large
-------



begin

# Antonyms

Change the underlined word to its antonym.

older	first	empty	
cold	hard	slow	early

1. It is very hot today. \_\_\_\_\_
2. The rabbit runs very fast. \_\_\_\_\_
3. My glass is full. \_\_\_\_\_
4. My brother is younger than me. \_\_\_\_\_
5. I came last in the race. \_\_\_\_\_
6. The pillow feels soft. \_\_\_\_\_
7. I am late for school. \_\_\_\_\_

# Past Tense

We use the past tense to talk about something which happened in the past.

We add an "ed" after the word.


For example:

1. The children walk to school.

The children **walked** to school.

2. I chase the ball across the road.

I **chased** the ball across the road.




# Present Tense

The present tense is what is happening NOW.



For example:

1. I read a book.
2. The children walk in the road.
3. I am eating an apple.
4. Mom is baking a cake.
5. I am taking a bath.





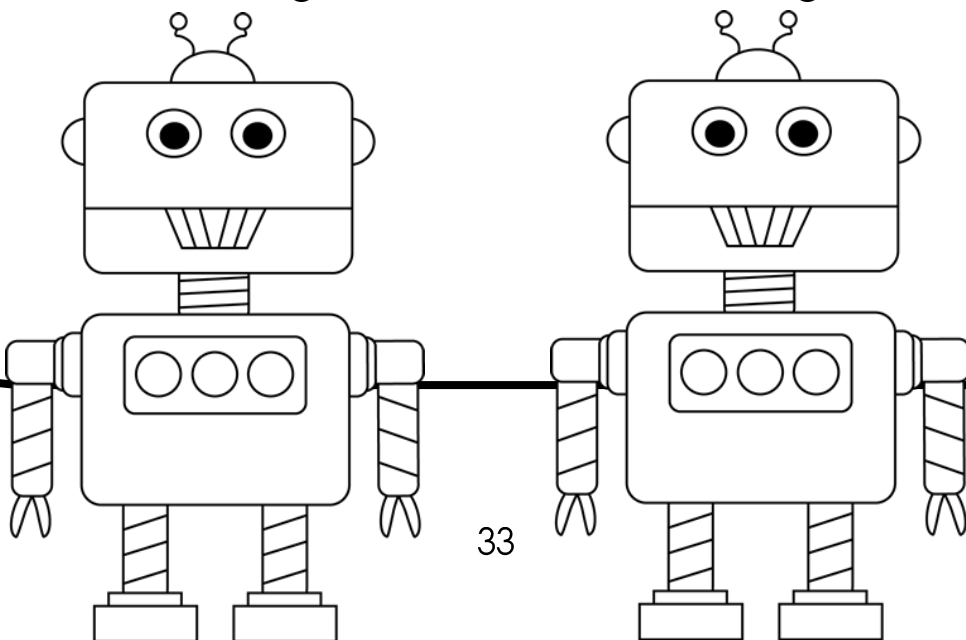
# Future Tense

It is GOING to happen tomorrow,  
next week, next month or next  
year.

We use the word "will"

For example:

1. I will run.
2. Tomorrow I will go to school.
3. Next year I will be in grade 8.



# Tenses

Write the following sentences in the past tense.

1. David and John kick the ball.

-----

2. It snows in Lesotho.

-----

3. The girl paints a picture.

-----

Write the following sentences in the future tense.

1. We read a book.

-----

2. They walk in row.

-----

3. I ride my blue bicycle.

-----

# Abbreviations

## 1. Days of the week:

Monday - Mo.

Tuesday - Tue.

Wednesday - Wed.

Thursday - Thu.

Friday - Fri.

Saturday - Sat.

Sunday - Sun.

## 3. Other:

Doctor - Dr.

Street - St.

Mister - Mr.

minutes - min.

seconds - sec.

hour - hr.

year - yr.

## 1. Months of the year:

January - Jan.

February - Feb.

March - Mar.

April - Apr.

June - Jun.

July - Jul.

August - Aug.

September - Sept.

October - Oct.

November - Nov

December - Dec.

# Abbreviations

Use the abbreviations in the box and write the correct one on the line.

Tues.	St.	sec.
Dr.	Dec.	Fri.
Mr.	Sun.	Jan.
min.	Oct.	Nov.

seconds \_\_\_\_\_

Sunday \_\_\_\_\_

Street \_\_\_\_\_

December \_\_\_\_\_

Friday \_\_\_\_\_

Mister \_\_\_\_\_

Doctor \_\_\_\_\_

Tuesday \_\_\_\_\_

January \_\_\_\_\_

minutes \_\_\_\_\_

October \_\_\_\_\_



# Syllables

Syllables is when you split words into different parts


## syllable rules

split between

**compound words**

birdhouse

split



**doubled letters**

summer



split off

**consonant + e**

purple handle

split

**VCCV**

patterns



sister after

Vowel – consonant / consonant - vowel

# Silly about Syllables

Split the words into syllables.


Word	Syllable
pickle	
circle	
toothbrush	
brother	
purple	
summer	
winter	
foxes	
ladybug	




# Degrees of comparison



big




bigger




biggest




fat




fatter




fattest



slow




slower



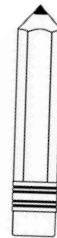
slowest



tall



taller



tallest



good




better



best



# Degrees of comparison

Complete the degrees of comparison



slow

\_\_\_\_\_




\_\_\_\_\_




hot

\_\_\_\_\_





\_\_\_\_\_




small

\_\_\_\_\_



\_\_\_\_\_



good

\_\_\_\_\_



\_\_\_\_\_