



GRAAD 3
WISKUNDE




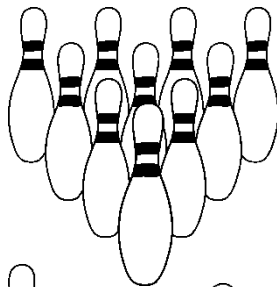

Kwartaal 3



Naam:









Kom ons tel

Tel die volgende voorwerpe en skryf die antwoord in die blok neer.



=

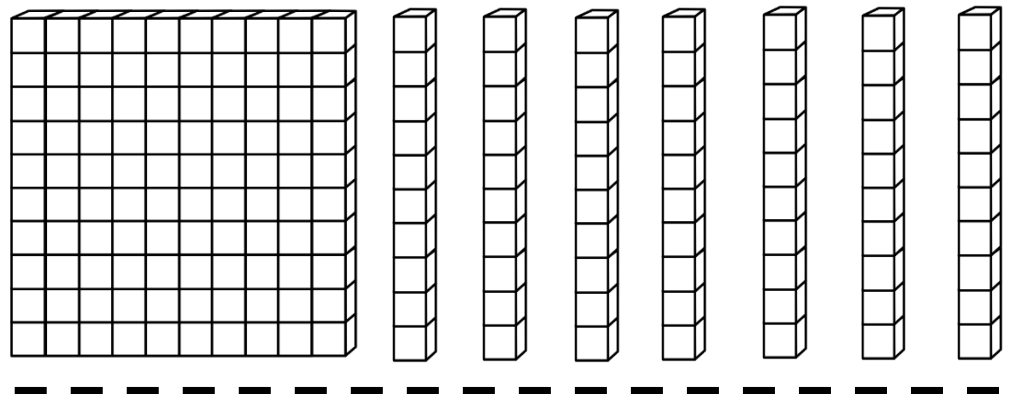
Tel hoeveel ballonne die man vashou. Tel in groepe om jou te help.
Skryf jou antwoord in die blok.



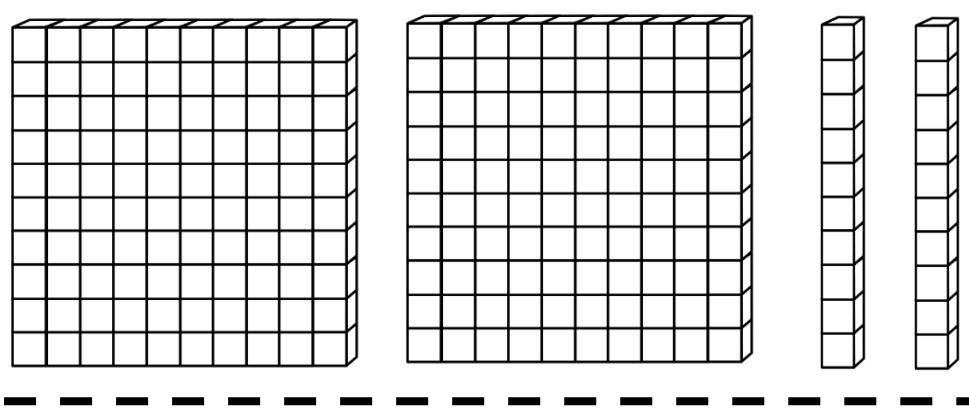
=

Kom ons tel

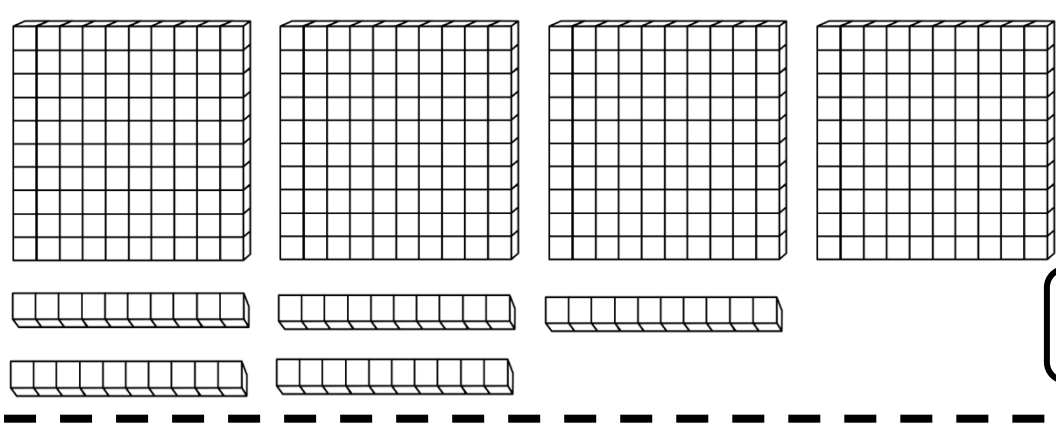
Tel hoeveel blokkies jy sien en skryf die antwoord in die blok.



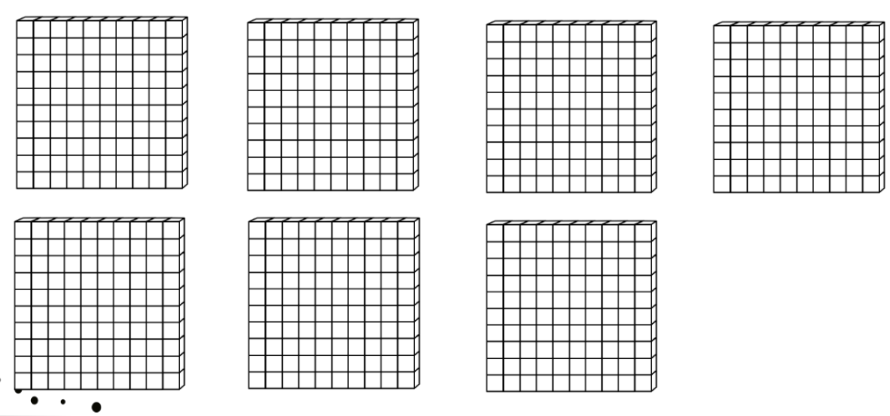
A 10x10 grid block and seven 1x10 rod blocks.



A 10x10 grid block, a 5x10 grid block, and two 1x10 rod blocks.



Four 5x5 grid blocks and five 1x5 rod blocks.



Seven 5x5 grid blocks.

Voltooi die tabel

Getalnaam	Getalsimbool
Driehonderd vier en veertig	
	500
Vierhonderd twee en dertig	
	453
	267
Duisend	


Pas die getalnaam by die getalsimbool. Trek 'n lyn na die regte antwoord met 'n liniaal.

Honderd twee
en twintig

Vierhonderd
nege en
negentig

Driehonderd

Tweehonderd en
tagtig



Verdubbel en Halveer

Verdubbel die volgende getalle.

12

50

15

30

24

Halveer die volgende getalle.

20

88

22

50

40

100


SKAT

Skat hoeveel lekkers is in elke pakkie en tel dan hoeveel daar is.




SKAT

TEL




SKAT

TEL




SKAT

TEL



SKAT

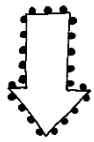
TEL



SKAT

TEL

Tel aan en terug



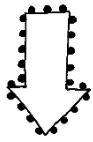
580



570



530



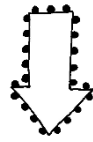
898



900



902



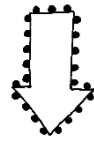
880



900



980




700




725



750



Beantwoord die volgende vrae oor die leerders wat in die ry staan.
Begin van die juffrou af as beginpunt.



Lisa

Ben

Karel

Anel

Jan

Liezl

1.4.1. Wie staan eerste in die ry? _____


1.4.2. Wie staan tweede in die ry? _____

1.4.3. Hoeveelste staan Karel in die ry? _____


1.4.4. Wie staan laaste in die ry? _____

1.4.5. Hoeveel kinders is daar altesaam in die ry? _____

1.4.6. Kleur die vyfde leerder in die ry geel in.



Vergelyk heelgetalle



Vul jou eie getalle in.

<input type="checkbox"/> is 1 meer as <input type="checkbox"/>	<input type="checkbox"/> is 1 minder as <input type="checkbox"/>
<input type="checkbox"/> is 10 meer as <input type="checkbox"/>	<input type="checkbox"/> is 10 minder as <input type="checkbox"/>
<input type="checkbox"/> is 2 meer as <input type="checkbox"/>	<input type="checkbox"/> is 2 minder as <input type="checkbox"/>
<input type="checkbox"/> is 3 meer as <input type="checkbox"/>	<input type="checkbox"/> is 3 minder as <input type="checkbox"/>

Kleur die regte antwoord in.

499 is _____ 489

groter as
kleiner as
gelyk aan

118 is _____ 181

groter as
kleiner as
gelyk aan

232 is _____ 323

groter as
kleiner as
gelyk aan

500 is _____ 500

groter as
kleiner as
gelyk aan

311 is _____ 310

groter as
kleiner as
gelyk aan

410 is _____ 400 + 10

groter as
kleiner as
gelyk aan




OPTEL EN AFTREK

Voltooi die tabel deur elke keer by te plus of te minus.


Getal	+2	-2	+4
488			
322			
279			
500			
625			

KOM ONS ORDEN



Rangskik die getalle in die ballonne van klein na groot.

Rangskik die getalle in die ballonne van groot na klein.



Uitgebreide notasie

Skryf die getalle in
uitgebreide notasie.

345 =	+	+
289 =	+	+
511 =	+	+
675 =	+	+
750 =	+	+
524 =	+	+
734 =	+	+
276 =	+	+
673 =	+	+

Plekwaarde

Skryf die plekwaarde van die onderstreepte syfers.

750

176

632

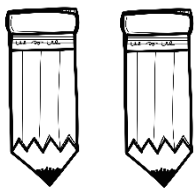
336

432

561


GROEPE

Groep van 2




- 1 groep van 2 is ___
- 2 groepe van 2 is ___
- 3 groepe van 2 is ___
- 4 groepe van 2 is ___
- 5 groepe van 2 is ___

Groep van 3



- 1 groep van 3 is ___
- 2 groepe van 3 is ___
- 3 groepe van 3 is ___
- 4 groepe van 3 is ___
- 5 groepe van 3 is ___

Groep van 4



- 1 groep van 4 is ___
- 2 groepe van 4 is ___
- 3 groepe van 4 is ___
- 4 groepe van 4 is ___
- 5 groepe van 4 is ___


Somme Pret

Optel deur die ontbinding van beide getalle

Optel van drie-syfer getalle met twee-syfer getalle

Byvoorbeeld:

$$\begin{aligned} 524 + 82 &= \square \\ &= (500 + 20 + 4) + (80 + 2) \\ &= 500 + (20 + 80) + (4 + 2) \\ &= (500 + 100) + 6 \\ &= 600 + 6 \\ &= 606 \end{aligned}$$



$524 + 23$

$251 + 14$

$345 + 33$

Optel van twee drie-syfer getalle

Byvoorbeeld:

$$\begin{aligned} 323 + 436 &= \square \\ &= (300 + 20 + 3) + (400 + 30 + 6) \\ &= (300 + 400) + (20 + 30) + (3 + 6) \\ &= 700 + 50 + 9 \\ &= 759 \end{aligned}$$



$452 + 232$

$125 + 144$

$445 + 331$



Somme Pret

Aftrekking deur die ontbinding van beide getalle


Byvoorbeeld:

$$\begin{aligned} 889 - 137 &= \square \\ &= (800 + 80 + 9) - (100 + 30 + 7) \\ &= (800 - 100) + (80 - 30) + (9 - 7) \\ &= 700 + 50 + 2 \\ &= 752 \end{aligned}$$

Aftrekking deur een getal te ontbind

Byvoorbeeld:


$$\begin{aligned} 889 - 137 &= \square \\ 889 - (100 + 30 + 7) \\ 889 - 100 \quad 789 - 30 \quad 759 - 7 \\ &= 752 \end{aligned}$$



652 - 121

325 - 214

435 - 334



652 - 121

325 - 214


435 - 334

Somme Pret


Help die bye om die somme te doen.




$843 + 124$




$442 + 26$




$325 + 234$



$551 + 312$



$642 + 32$



Minder as en Meer as



1 minder as 500 ____

5 minder as 45 ____

7 minder as 189 ____

4 meer as 400 ____

5 meer as 254 ____

7 meer as 372 ____

5 minder as 786 ____

1 minder as 200 ____

5 minder as 256 ____

10 meer as 68 ____

1 meer as 324 ____

10 meer as 358 ____

10 minder as 68 ____

10 minder as 545 ____

3 minder as 437 ____

2 meer as 126 ____

2 meer as 88 ____

2 meer as 285 ____


2 minder as 140 ____

2 minder as 38 ____


2 minder as 224 ____

Breuke


Kleur die breukdele in.




$\frac{1}{2}$



$\frac{2}{3}$



$\frac{1}{4}$



$\frac{3}{5}$

Breuke

1. Deel 7 sjokolade stafies tussen 3 vriende sodat hulle elkeen dieselfde hoeveelheid van die sjokolade kry en daar niks oor is nie.

2. Deel 5 kolwyntjies tussen 2 vriende sodat hulle elkeen dieselfde hoeveelheid van die kolwyntjies kry en daar niks oor is nie.




3. Ouma gee Klara R12. Klara wil 'n derde van die geld spaar. Hoeveel geld moet sy van die R12 spaar?


4. Daar is 12 koekies op 'n bord. Mia neem een kwart van die koekies. Hoeveel is oor?

BREUKE


Kleur die sirkels in volgens die breukdele.




$\frac{2}{3}$



$\frac{2}{4}$


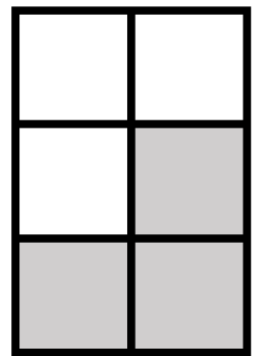



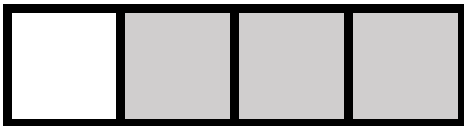


$\frac{3}{5}$



$\frac{5}{8}$

Watter breukdeel is ingekleur.



Skryf die volgende woorde se breukdeel.

1. Twee derdes: _____
2. Driekwart: _____
3. Twee vyfdes: _____
4. Half: _____

Vermenigvuldiging

Voltooi die tabelle en beantwoord die vrae.

	1	2	3	4	5	6	7	8	9	10
x5										
x10										




	1	2	3	4	5	6	7	8	9	10
x2										
x4										

1. Watter patroon sien jy by die vyfmaal ry?

2. Watter patroon sien jy by die tienmaal ry?

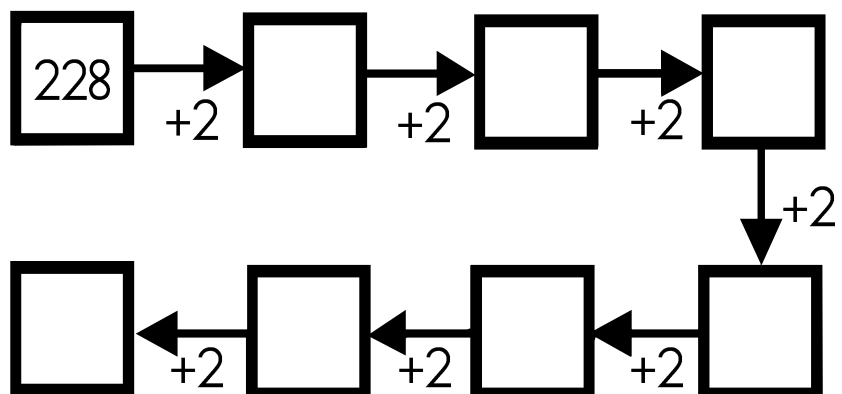


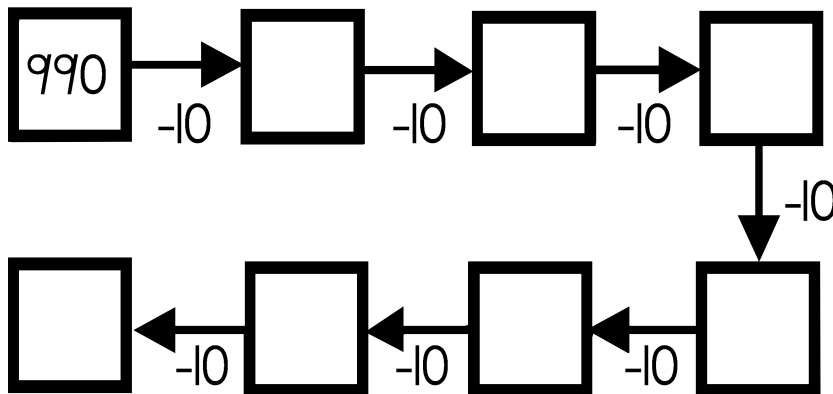
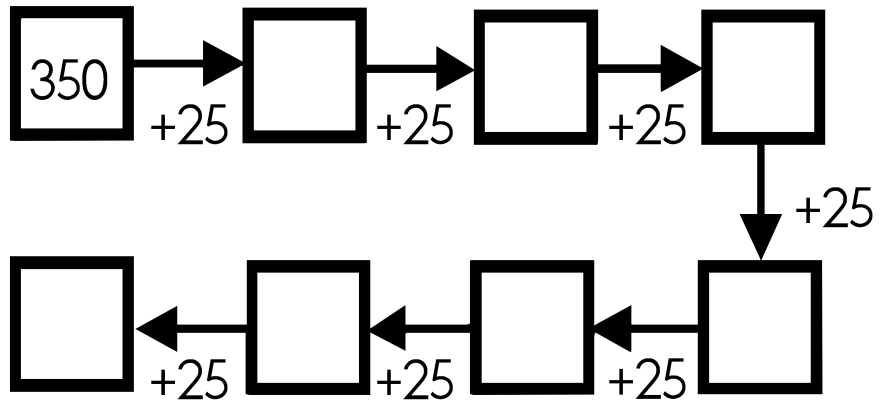

3. Watter patroon sien jy by die tweemaal ry?

4. Watter patroon sien jy by die viermaal ry?




! TEL !

Voltooi die diagramme deur aan of terug te tel.




Pret met PATRONE

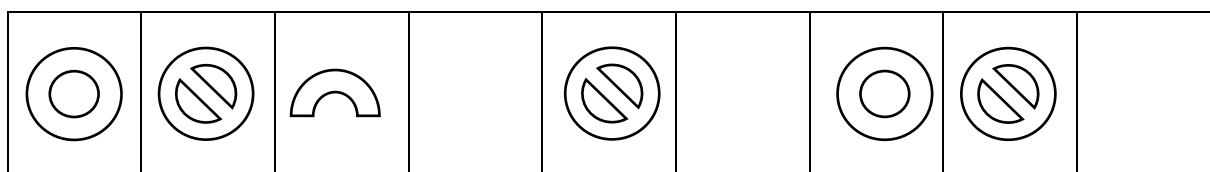
1. Brei die volgende patrone uit deur een stel by te teken.



2. Skep jou eie patroon in die blok deur die volgende 3 voorwerpe te gebruik. Jou patroon moet 3 keer herhaal.

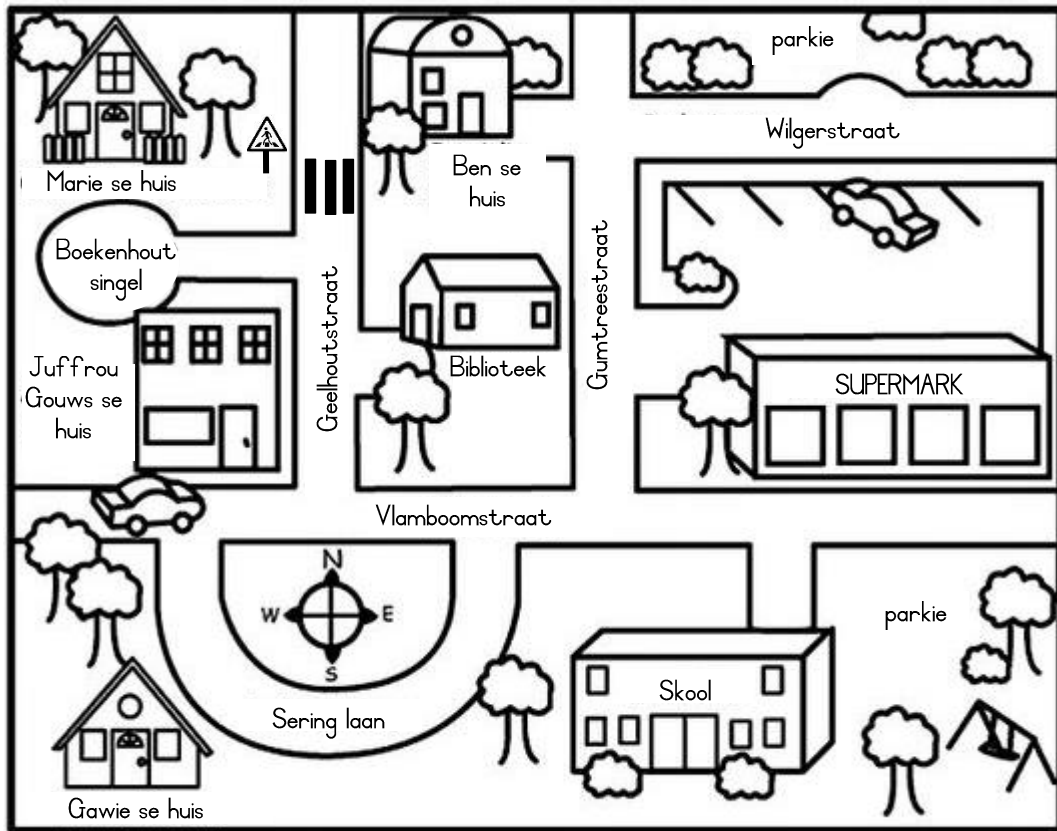


3. Voltooi die ontbrekende patroon.



KAARTE


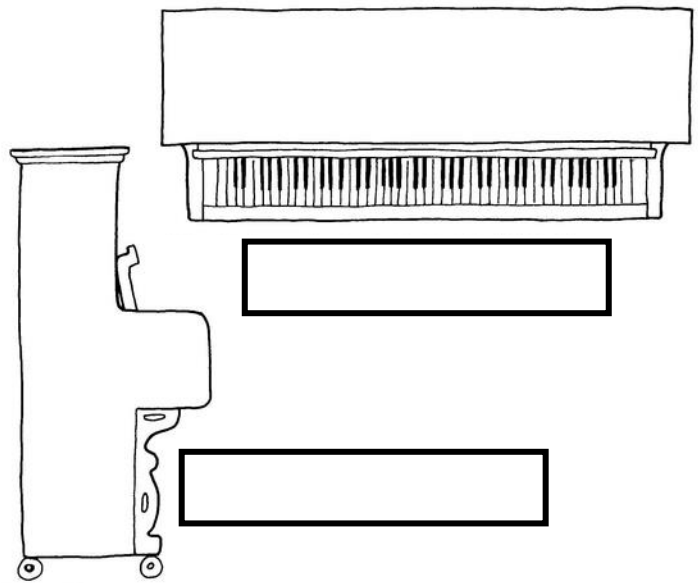

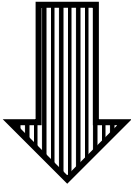
Kyk na die kaart van die dorpie en voer die instruksies uit.



1. Kleur die skool oran je in.
2. Kleur die supermark geel in.
3. Kleur die biblioteek blou in.
4. Kleur Marie se huis rooi in.
5. Kleur die twee parkies groen in.
6. Kleur Gawie se huis pers in.

AANSIGTE

Hieronder is die voorkant van 'n klavier. Benoem die bo-aansig en die sy-aansig van die ander twee prente in die blokke.



Teken die bo-aansig en die sy-aansig van die huis.

bo-aansig

sy-aansig


2D VORMS

Kleur die vorms op die volgende maniere in:

Vierkant



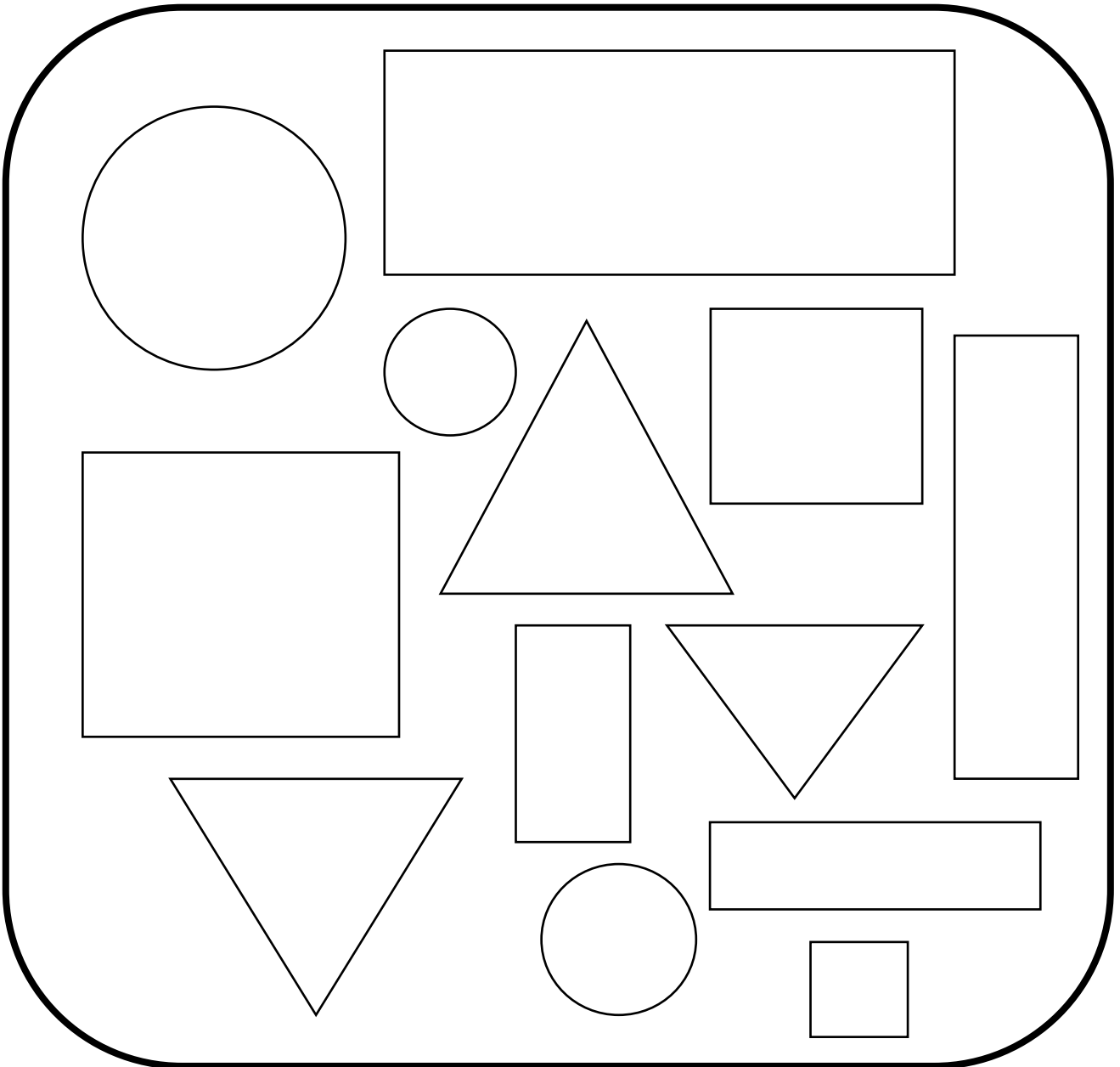
Driehoek



Sirkel

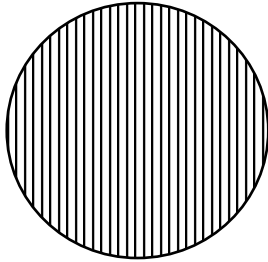


Reghoek

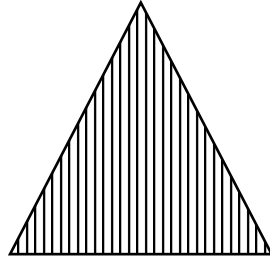


2D VORMS

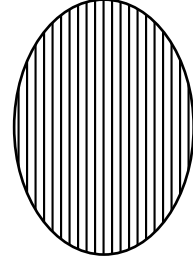
Het die volgende vorms ronde of reguit sye? Kleur die regte antwoord in.




ronde
reguit




ronde
reguit



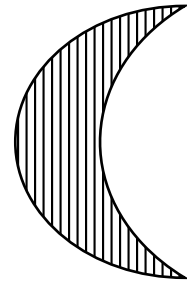
ronde
reguit



ronde
reguit




ronde
reguit



ronde
reguit


Teken die volgende vorms in die blokke.

vierkant



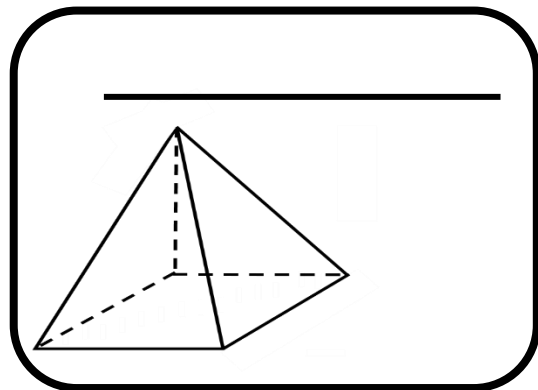
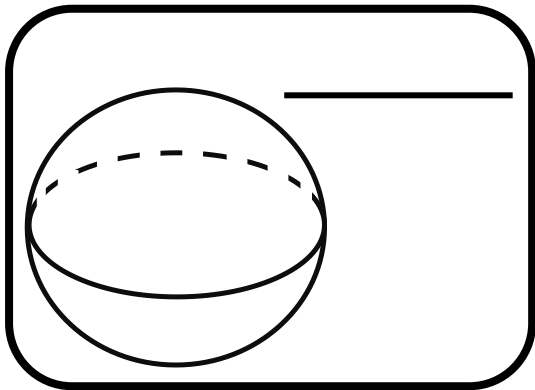
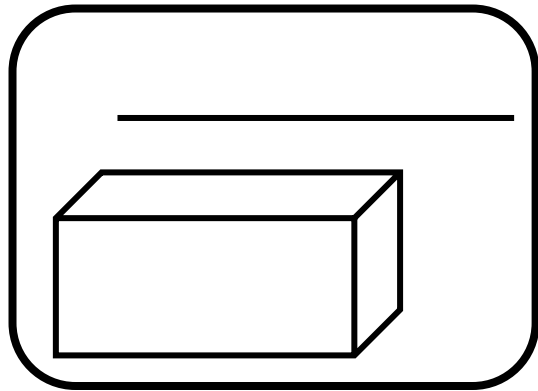
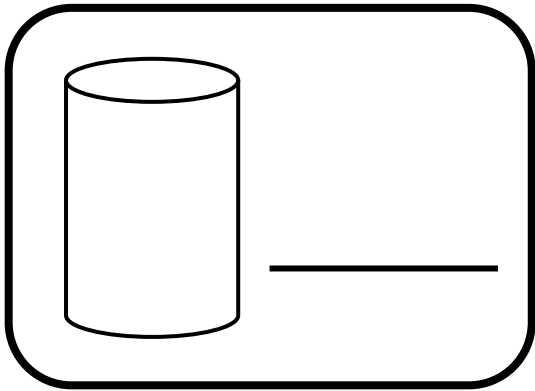
sirkel

reghoek

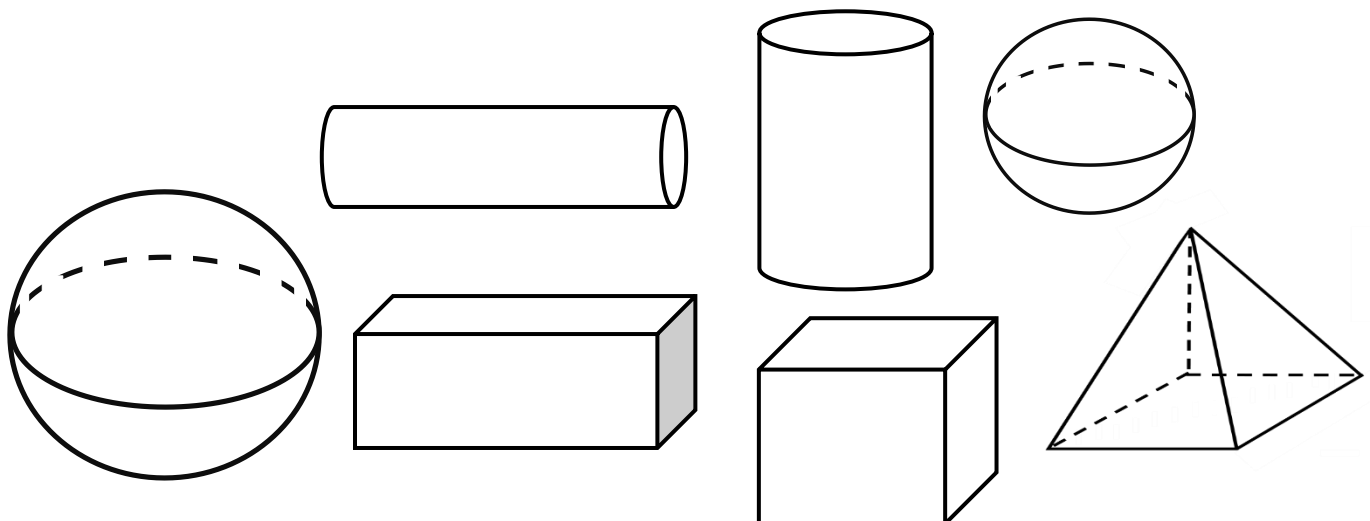


3D VORMS

Benoem die vorms.




-
- Kleur die vorms wat kan GLY geel in.
 - Kleur die vorms wat kan ROL blou in.

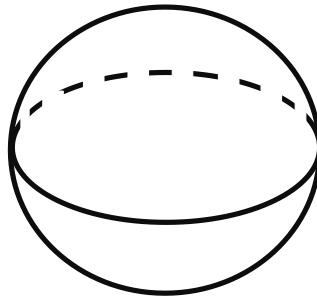


3D VORMS

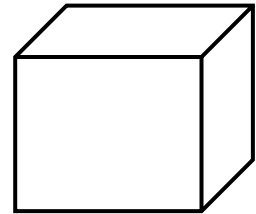
Het die volgende vorms geboë of plat sye? Kleur die regte antwoord in.



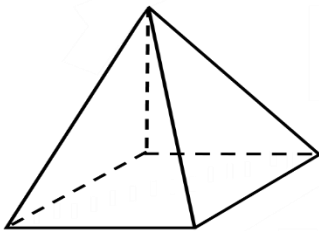
geboë
plat



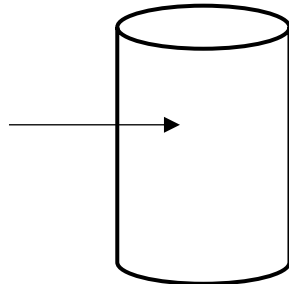
geboë
plat



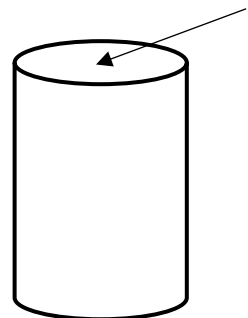
geboë
plat



geboë
plat

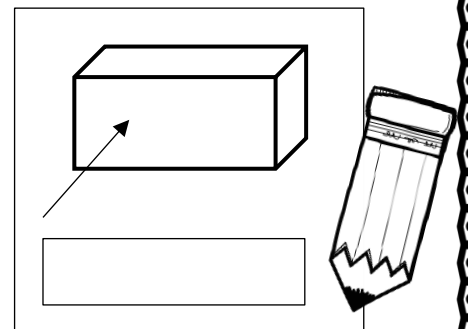
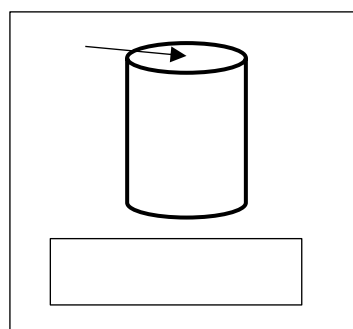
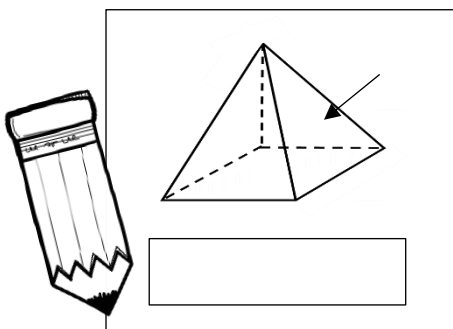


geboë
plat




geboë
plat


Skryf neer wat is die vorm van die plat oppervlaktes.




Teken my wysers in!




twadalfuur




sesuur




nege-uur




drie-uur




vieruur




eenuur



sewe-uur












elfuur




agtuur


Hoe laat is dit?




Teken my wysers in!




halfarie




halftwee




halfvyf




halfvier




halftien




halfsewe



halfeen












halfses




halfnege

Hoe laat is dit?



Soek my maat!


Trek n lyn van die regte horlosie na die regte tyd.




kwart oor elf




kwart oor sewe



kwart oor twaalf



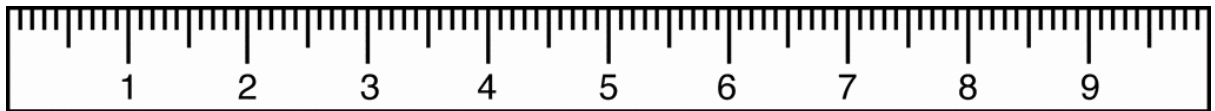

kwart oor twee





kwart oor vyf

LENGTE

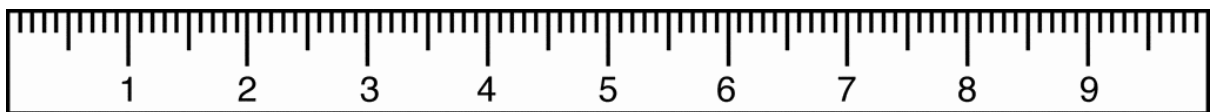
1. Wat is die lengte van die potlood in cm?



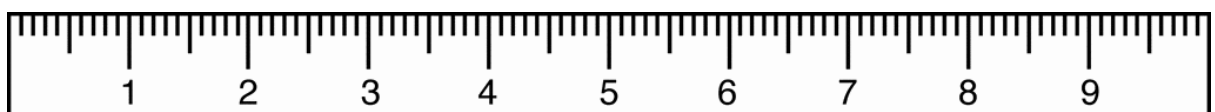
2. Wat is die lengte van die potlood in cm?



3. Wat is die lengte van die uitveër in cm?

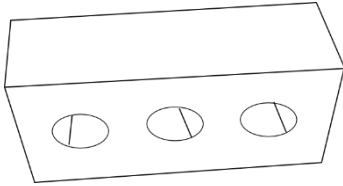


4. Wat is die lengte van die uitveër in cm?




MASSA


Kyk na die prente en rangskik hulle van die swaarste tot die ligste in die tabel.



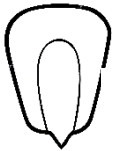
baksteen



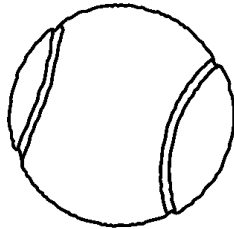
veer



olifant

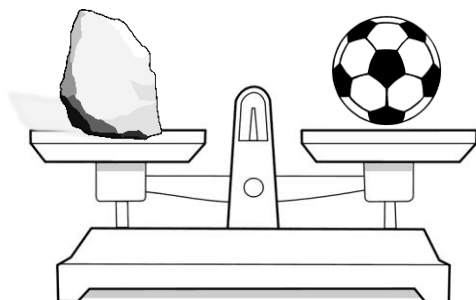


mieliepit



tennisbal

Na watter kant sal die weegskaal afbuig as jy 'n bal en 'n baksteen daarop sit? Kleur die regte antwoord in.



regs


links

Volume

Rangskik die volgende houers se volumes van die meeste tot die minste.



houer 1



houer 2



houer 3




houer 4

1. _____
2. _____
3. _____
4. _____

Rangskik die volgende houers se volumes van die minste tot die meeste.



houer 1



houer 2























houer 3



houer 4

1. _____
2. _____
3. _____
4. _____

Zoom !!!!!

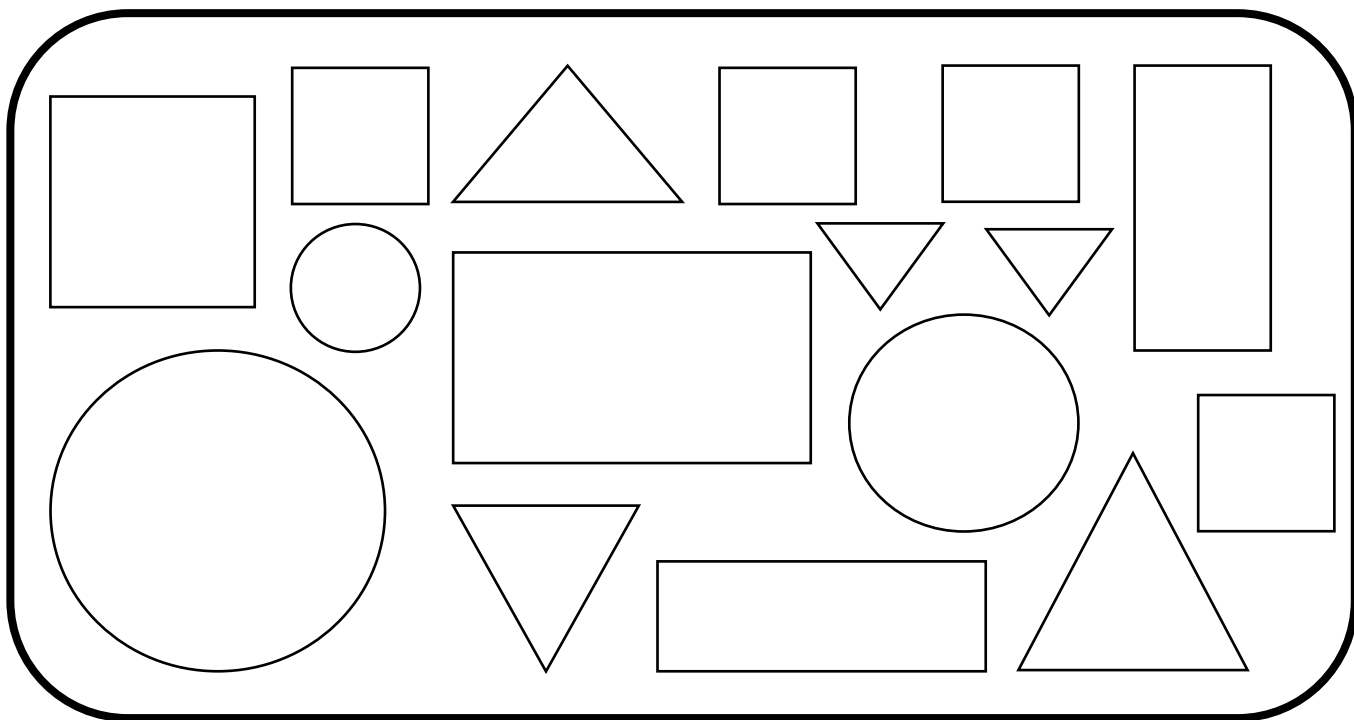
8					
7					
6					
5					
4					
3					
2					
1					
	eerste	tweede	derde	vierde	vyfde

Beantwoord die vrae:

1. Die 1ste ry het _____ bye.
2. Die 2de ry het _____ bye.
3. Die 3de ry het _____ bye.
4. Die 4de ry het _____ bye.
5. Die 5de ry het _____ bye.
6. Watter ry het die meeste bye? _____
7. Watter ry het die minste bye? _____

DATA


Tel die vorms hieronder en kleur dan die blokkies in vir elke vorm.



1				
6				
5				
4				
3				
2				
1				
0				
	sirkel	vierkant	reghoek	driehoek

Data met insekte

Tel al die verskillende tipes insekte in die blok en voltooi die grafiek deur die blokkies in te kleur.



8					
7					
6					
5					
4					
3					
2					
1					
0					

by

mier

wurm

vlieg

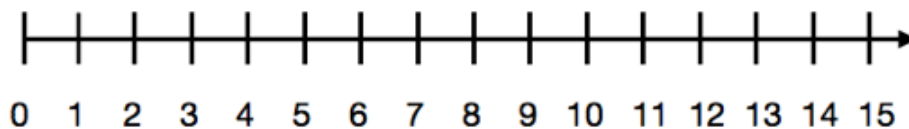
spinnkop

Woordsomme

Mamma pak 66 koekies in pakkies van 6. Hoeveel pakkies het sy?

'n Groentetuin het 12 rye plante. Elke ry het 7 plante. Hoeveel plante is daar in die tuin?

Samuel het 3 lekkers. Samuel het drie keer meer as Moeketsi. Hoeveel lekkers het Moeketsi? Gebruik die getallelyn om jou antwoord te wys.



Dawie is 12 jaar oud. Sy ma is $3\frac{3}{4}$ jaar ouer as hy. Hoe oud is sy ma? (Jy mag 'n som doen om jou antwoord te kry.)