



GRADE 2
MATHEMATICS

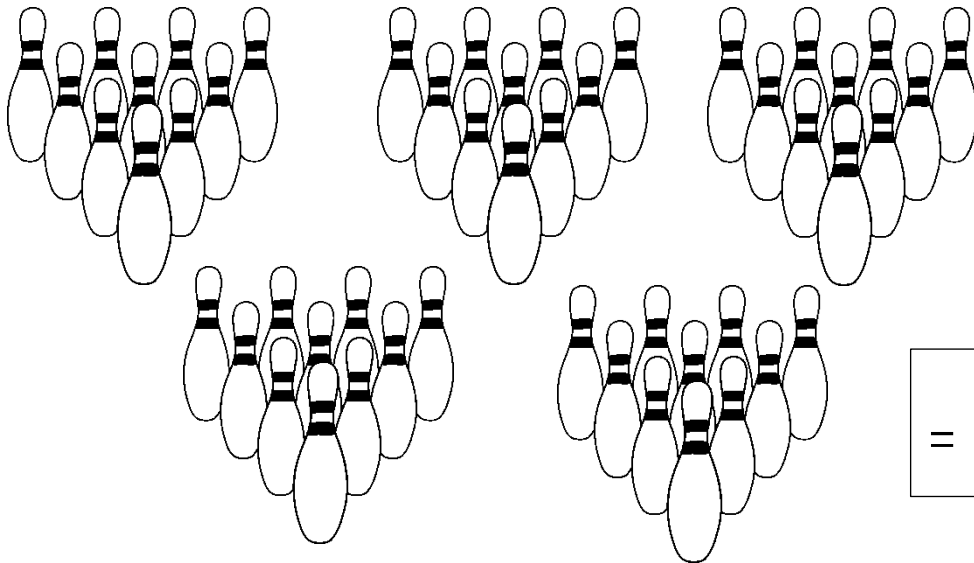
Term 3



Name:

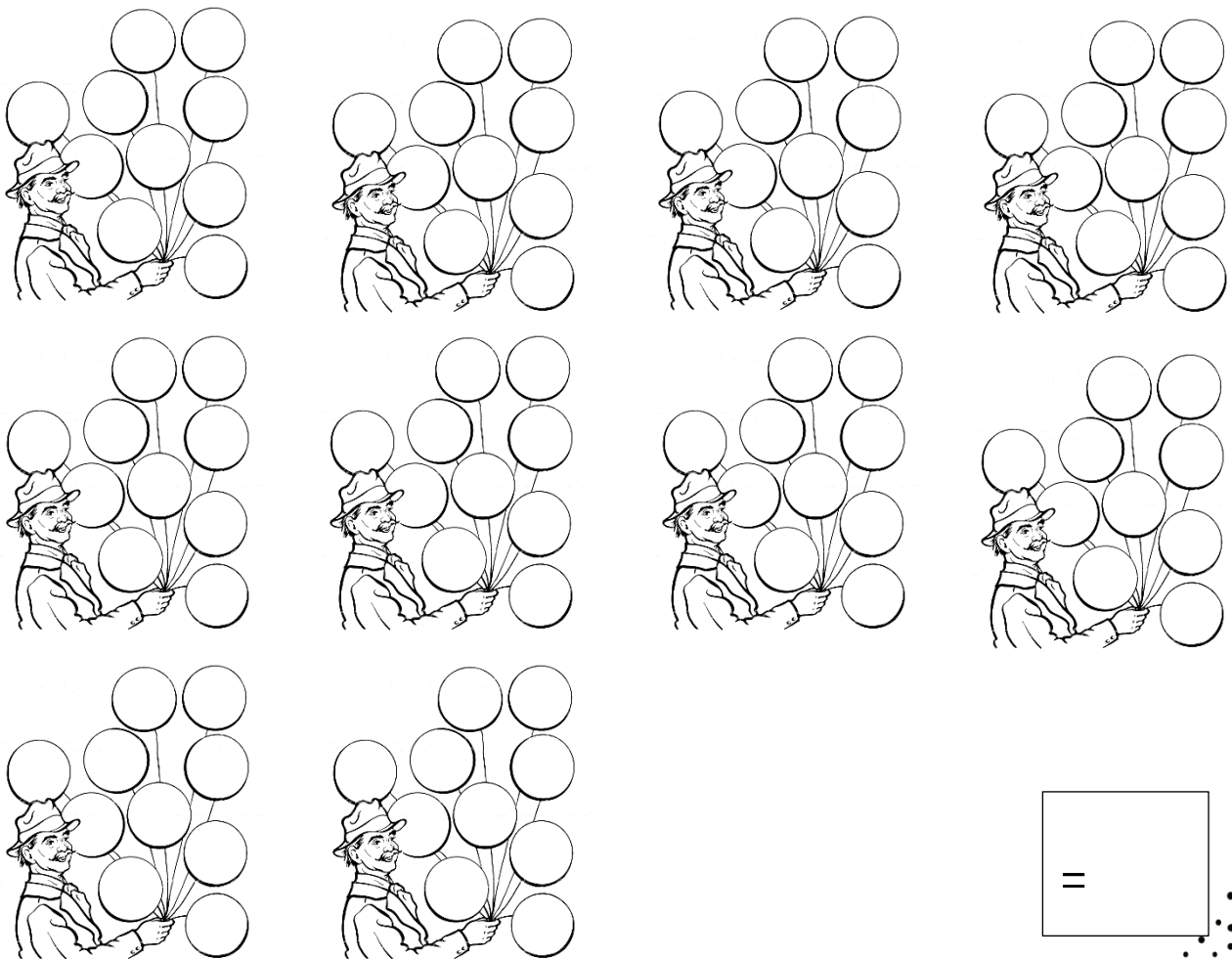
Counting

Count the objects and write your answer in the block.



A square box containing an equals sign (=) for writing the answer.

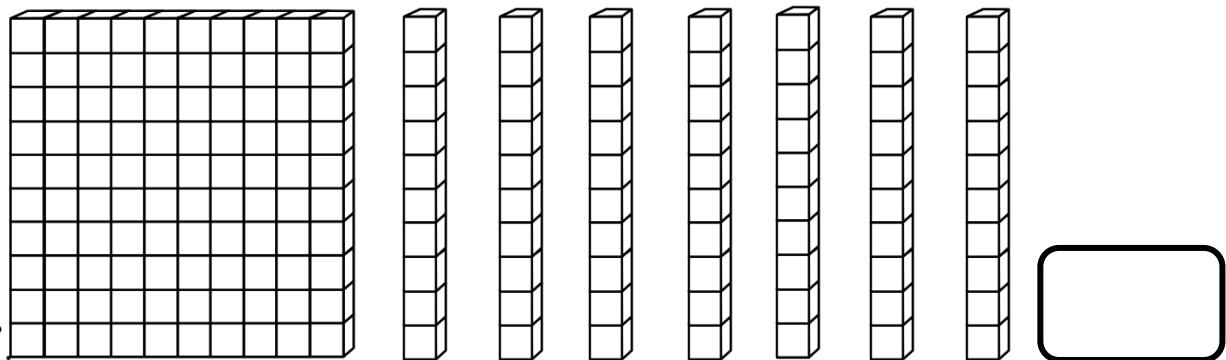
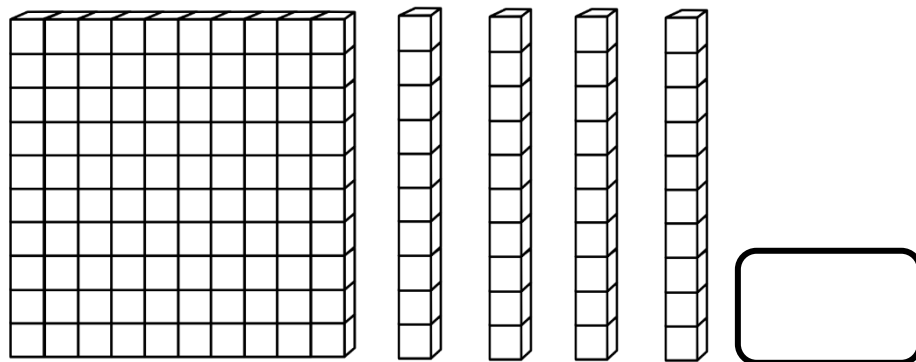
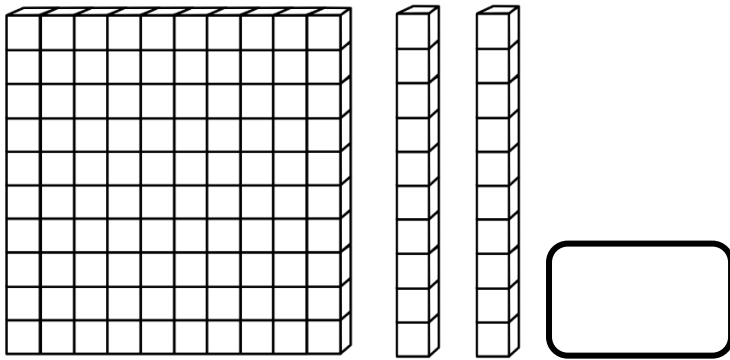
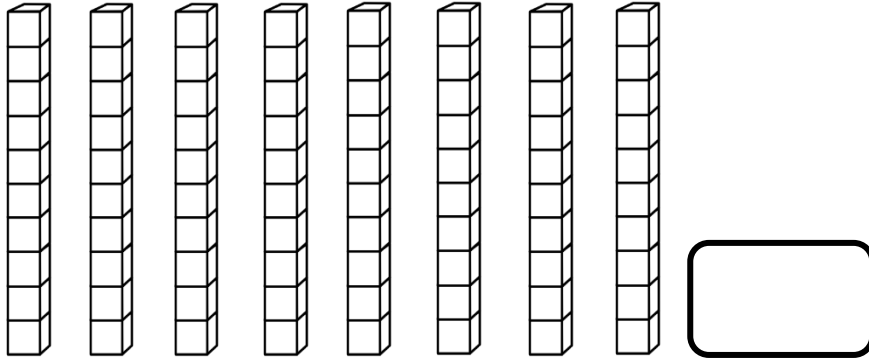
Count how many balloons the man is holding. Count in groups to help you. Write your answer in the block.



A square box containing an equals sign (=) for writing the answer.

Counting

Count how many blocks you see and write your answer in the blocks.



Complete the table

Number name	Number symbol
Seventy two	
	122
Fifty five	
	145
	102
Sixty three	




Match the number names with the number symbols. Use a ruler to draw a line.

Seventy one

One hundred
and twenty
two

Forty nine

One hundred
and eighty



Double and half

Double the following numbers.

12

50

15

30

24

Divide the numbers in half.

20

88

22

50

40

100


PREDICT

Predict how many sweets there are in each bag.




PREDICT

COUNT




PREDICT

COUNT




PREDICT

COUNT



PREDICT

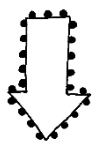
COUNT



PREDICT

COUNT

Count backward and forward



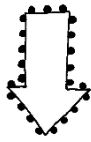
180



170



130



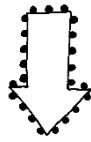
2



12



22



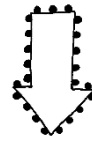
52



54



62





130




133



136



Answer the following questions about the students standing in the line. Start with the teacher as the starting point.



1.4.1. Who is first in line? _____


1.4.2. Who is second in line? _____

1.4.3. Where is Charles in the line? _____


1.4.4. Who is last in the line? _____

1.4.5. How many children are there in the line? _____

1.4.6. Colour the fifth student in the line yellow.



Comparing whole numbers



Fill in your own numbers.

<input type="checkbox"/> is 1 more than <input type="checkbox"/>	<input type="checkbox"/> is 1 less than <input type="checkbox"/>
<input type="checkbox"/> is 10 more than <input type="checkbox"/>	<input type="checkbox"/> is 10 less than <input type="checkbox"/>
<input type="checkbox"/> is 2 more than <input type="checkbox"/>	<input type="checkbox"/> is 2 less than <input type="checkbox"/>
<input type="checkbox"/> is 3 more than <input type="checkbox"/>	<input type="checkbox"/> is 3 less than <input type="checkbox"/>

Colour the correct answer.

141 is _____ 114

greater than
less than
equal to

118 is _____ 181

greater than
less than
equal to

89 is _____ 89

greater than
less than
equal to

101 is _____ 110

greater than
less than
equal to


123 is _____ 123

greater than
less than
equal to

75 is _____ 57

greater than
less than
equal to





Expanded notation

Write the numbers in expanded notation.

75	=	+
36	=	+
28	=	+
56	=	+
72	=	+
43	=	+
60	=	+
39	=	+
21	=	+

43	=	+
51	=	+
11	=	+
76	=	+
50	=	+
23	=	+
56	=	+
67	=	+
30	=	+

Place value

Write the place value of the underlined numbers.

48

76

32

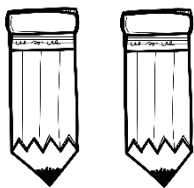
56

32

61


GROUPS

Groups of 2




- 1 group of 2 is ___
- 2 groups of 2 is ___
- 3 groups of 2 is ___
- 4 groups of 2 is ___
- 5 groups of 2 is ___

Groups of 3






- 1 group of 3 is ___
- 2 groups of 3 is ___
- 3 groups of 3 is ___
- 4 groups of 3 is ___
- 5 groups of 3 is ___

Groups of 4






- 1 group of 4 is ___
- 2 groups of 4 is ___
- 3 groups of 4 is ___
- 4 groups of 4 is ___
- 5 groups of 4 is ___

Look at the pictures.




1. How many groups of suns do you count? _____
2. Does each group have the same amount of suns? _____
3. How many suns are in each group? _____
4. How many suns are there altogether? _____
5. Write a number sentence: _____ + _____ + _____ = _____

Divide 12 apples in 3 equal groups in the circles.

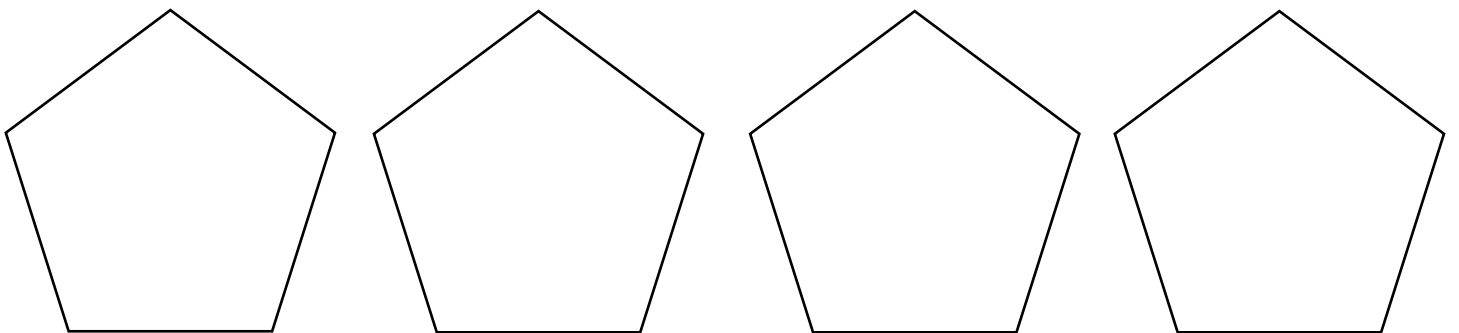


Look at the pictures.









1. How many legs does each dog have? _____
2. How many legs does the dogs have altogether? _____
3. Write a number sentence: _____ + _____ + _____ = _____




Divide 16 cars in 4 groups.



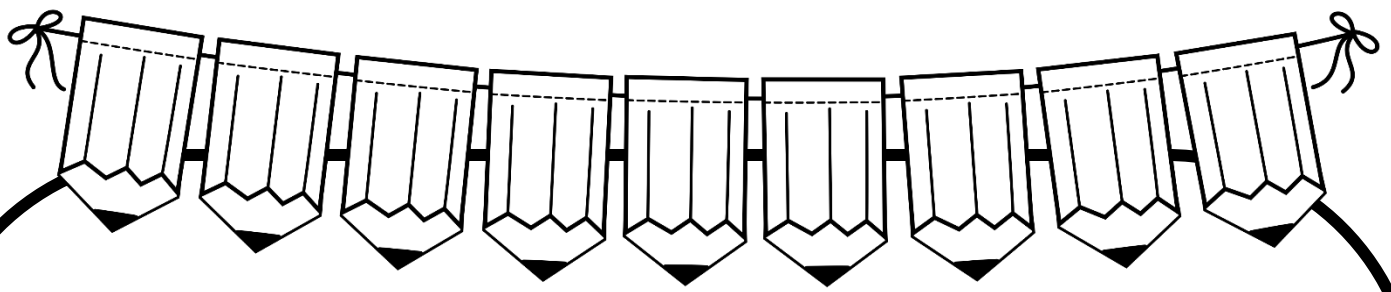
How many cars are in each group? _____



1. How many groups of 5 hearts are there? _____
2. Write a number sentence below:



1. How many fingers are on each hand? _____
2. How many groups of 5 do you see? _____
3. Write a number sentence: _____ + _____ + _____ = _____



Fun with sums

Complete the blocks - Addition

$13 = 10 + \square$	$12 = 9 + \square$
$10 + \square = 15$	$5 + \square = 11$
$6 + 6 = \square$	$14 = \square + 7$
$18 + 3 = \square$	$10 = 5 + \square$

Complete the blocks - Subtraction

$15 - 3 = \square$	$12 - 9 = \square$
$10 - 0 = \square$	$15 - \square = 10$
$12 - \square = 6$	$30 - 3 = \square$
$60 - 10 = \square$	$13 - \square = 8$


Fun with SUMS

Adding two-digit numbers by breaking up both numbers

Example:

$$33 + 36 = \square$$

$$\begin{aligned} 33 + 36 &= (30 + 3) + (30 + 6) \\ &= (30 + 30) + (3 + 6) \\ &= 60 + 9 \\ &= 69 \end{aligned}$$



$$52 + 23$$

$$25 + 14$$

$$45 + 33$$


Adding by breaking up one number

Example:

$$33 + 36 = \square$$

$$33 + (30 + 6)$$

$$33 + 30 \rightarrow 63 + 6 = 69$$



$$52 + 23$$

$$25 + 14$$

$$45 + 33$$



FUN with SUMS

Subtracting two-digit numbers by breaking up both numbers


Example:

$$\begin{aligned}75 - 54 &= \square \\75 - 54 &= (70 + 7) - (50 + 4) \\&= (70 - 50) + (7 - 4) \\&= 20 + 3 \\&= 23\end{aligned}$$

Subtracting by breaking up one number

Example:

$$\begin{aligned}75 - 54 &= \square \\75 - (50 + 4) & \\75 - 50 &\rightarrow 27 - 4 = 23\end{aligned}$$



52 - 23

25 - 14

45 - 33




52 - 23

25 - 14


45 - 33

Fun with sums


Help the bees to do the sums.




33 + 12




42 + 26




25 + 34



51 + 12



42 + 32



More and less



1 less than 45 ____

5 less than 45 ____

3 less than 50 ____

1 more than 69 ____

5 more than 25 ____

3 more than 37 ____

5 less than 36 ____

1 less than 20 ____

5 less than 25 ____

10 more than 30 ____

1 more than 29 ____

10 more than 10 ____

10 less than 70 ____

10 less than 100 ____

3 less than 43 ____

2 more than 28 ____

2 more than 88 ____

2 more than 28 ____


2 less than 40 ____

2 less than 38 ____


2 less than 22 ____

Fractions


Colour the fractions.




$\frac{1}{2}$



$\frac{2}{3}$




$\frac{1}{4}$




$\frac{3}{5}$


Draw my hands!




one o'clock




six o'clock




seven o'clock




nine o'clock




eleven o'clock




ten o'clock



two o'clock












four o'clock




five o'clock


What is the time?




Draw my hands!




Half past three




Half past eight




Half past nine




Half past four




Half past two




Half past seven



Half past one












Half past six




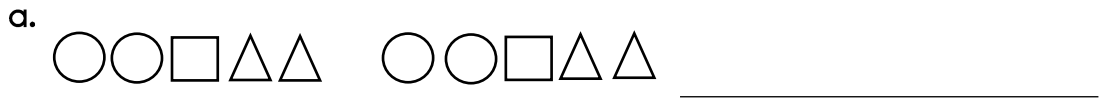
Half past eleven

What is the time?




Fun with PATTERNS

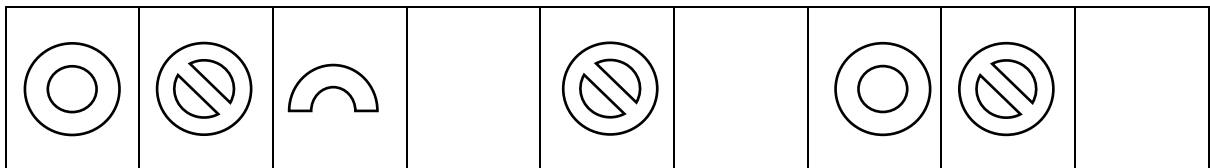
1. Expand the patterns by drawing one more set.



2. Draw your own pattern by using the 3 objects below. Your pattern must repeat 3 times



3. Complete the pattern.




2D SHAPES

Colour the shapes according to the crayons:

Rectangle



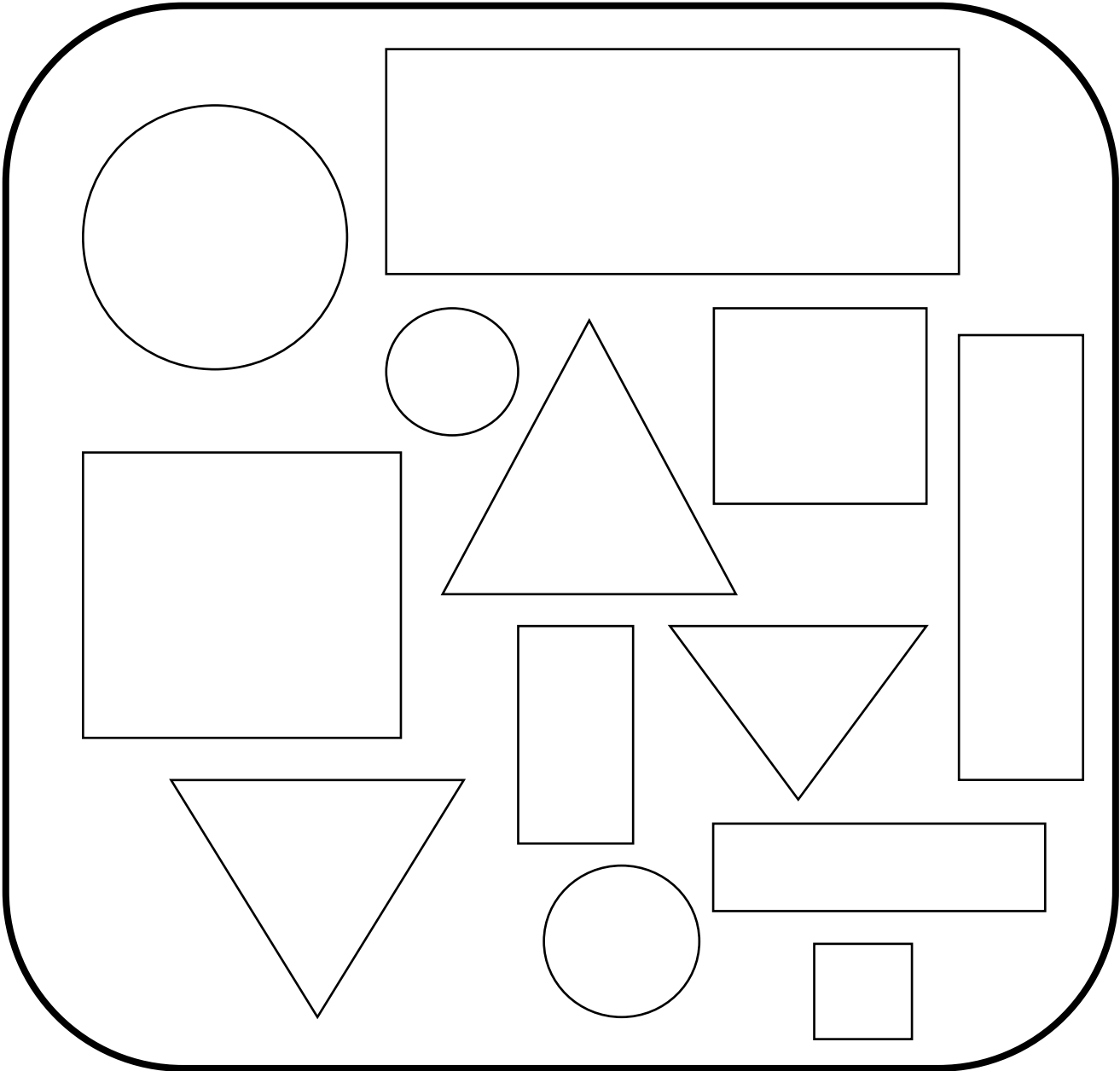
Triangle



Circle

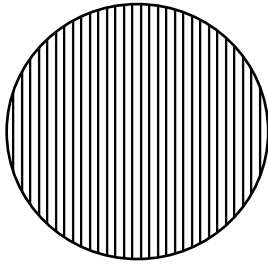


Square

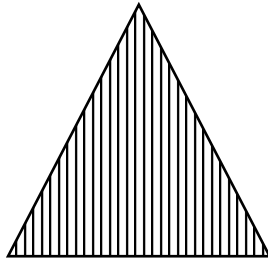


2D SHAPES

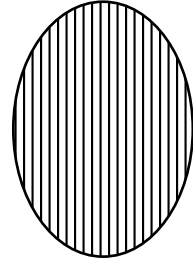
Does the following shapes have curved or straight sides. Colour the correct answer.




curved
straight




curved
straight



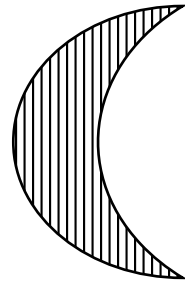
curved
straight



curved
straight




curved
straight



curved
straight


Draw the shapes in the blocks.

square



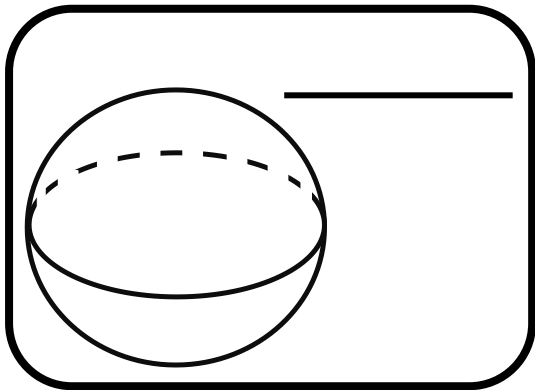
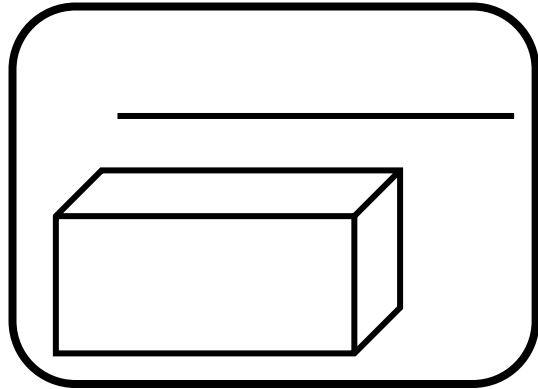
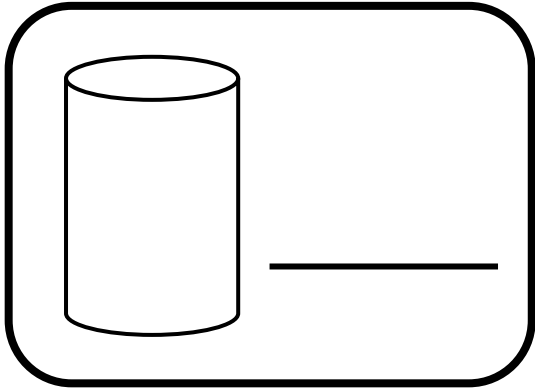
circle

rectangle




3D OBJECTS

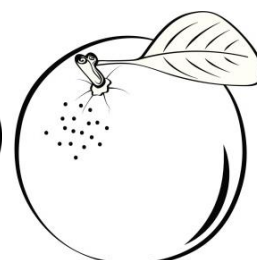








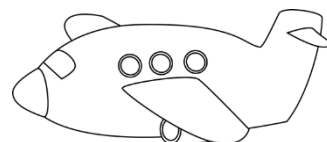

Write the names of the shapes.



-
- Colour the shapes which can ROLL yellow.
 - Colour the shapes which can SLIDE blue.

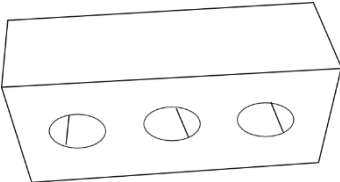


Colour the pictures that does not look like the shape.




MASS


Look at the pictures and order them from the heaviest to the lightest in the table.



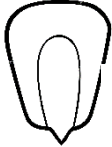
brick



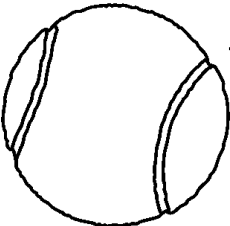
feather



elephant




kernel























tennis ball

If we have a stone and a ball placed on a balance scale. To which side will it tip? Colour the correct answer.



right
left

Bzzz !!!!!

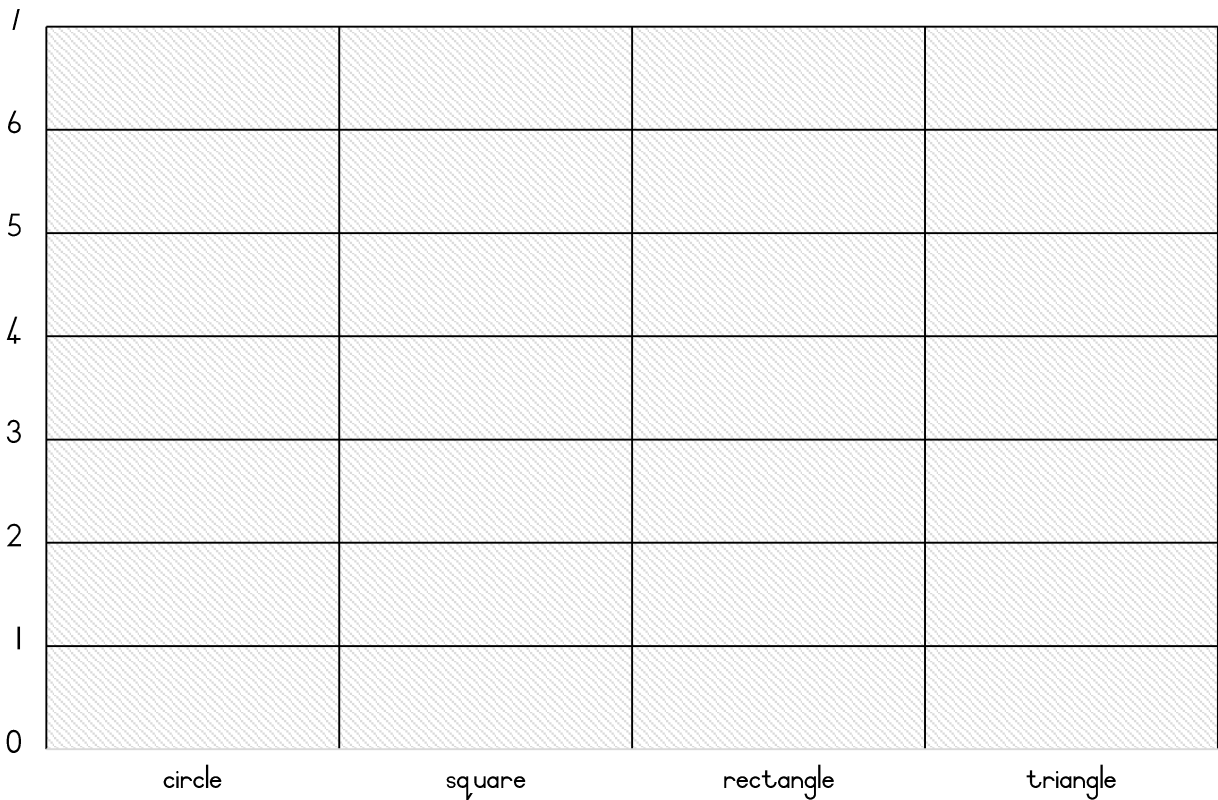
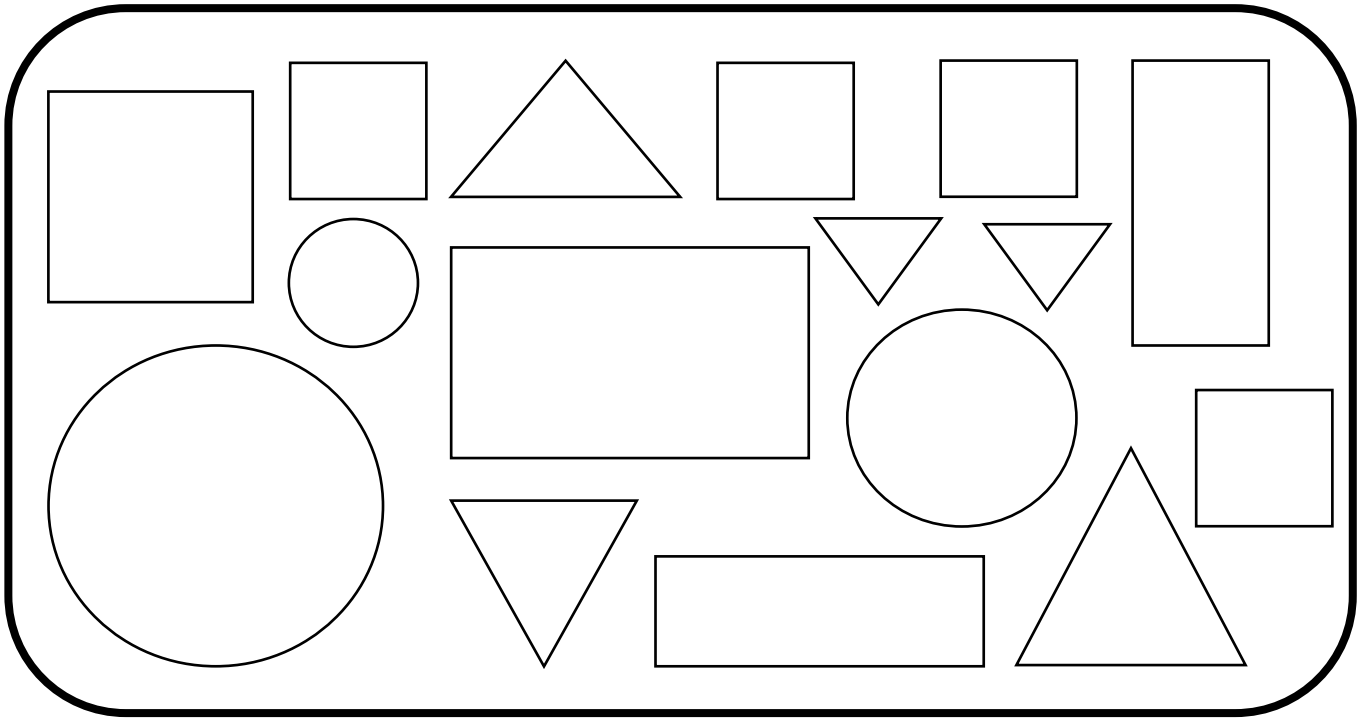
8					
7					
6					
5					
4					
3					
2					
1					
	first	second	third	fourth	fifth

Answer the questions below:

1. The 1st row has _____ bees.
2. The 2nd row has _____ bees.
3. The 3rd row has _____ bees.
4. The 4th row has _____ bees.
5. The 5th row has _____ bees.
6. Which row has the **most** bees? _____
7. Which row has the **least** bees? _____


DATA

Count the shapes and colour the blocks of the graph.



Data with insects

Count all the different types of insects and complete the pictograph.



8					
7					
6					
5					
4					
3					
2					
1					
0					

bee

ant

worm

fly

spider

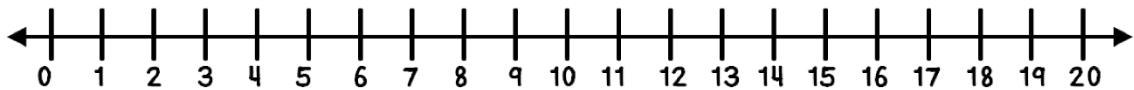
Word problems

A family has 6 cats. How many legs do they have altogether?

Write a number sentence:

Fred the farmer plants pumpkins. There is 7 rows and 5 pumpkins in each row. How many pumpkins are there altogether?

Mia eats 2 apples a day. How many apples does she eat in a week?
Use the number line to show your answer.



Dave is 12 years old. His mother is 34 years older than him. How old is his mother? (You may use a sum to calculate your answer.)