



GRADE 2  
MATHEMATICS

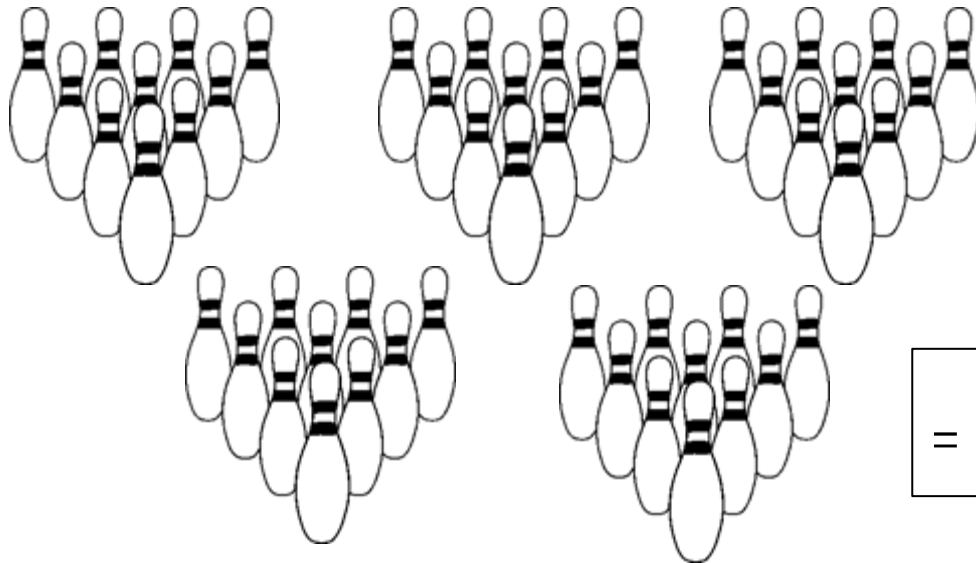
Term 3



Name:










# Counting

Count the objects and write your answer in the block.



=

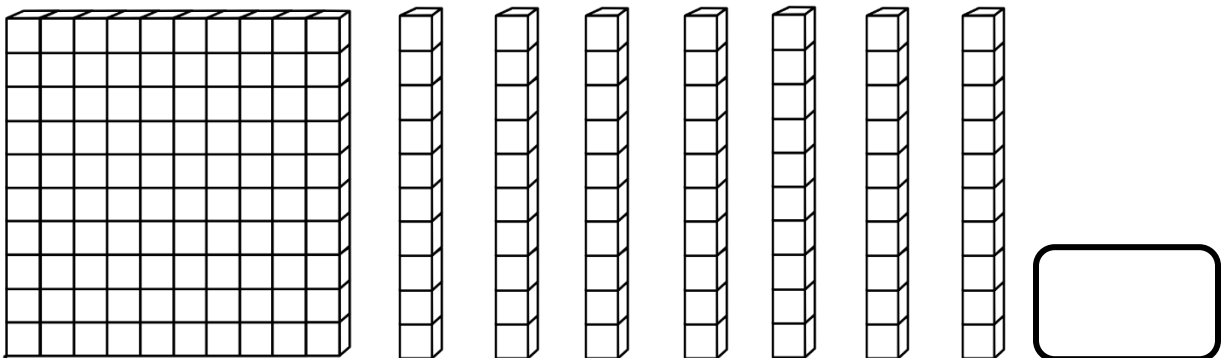
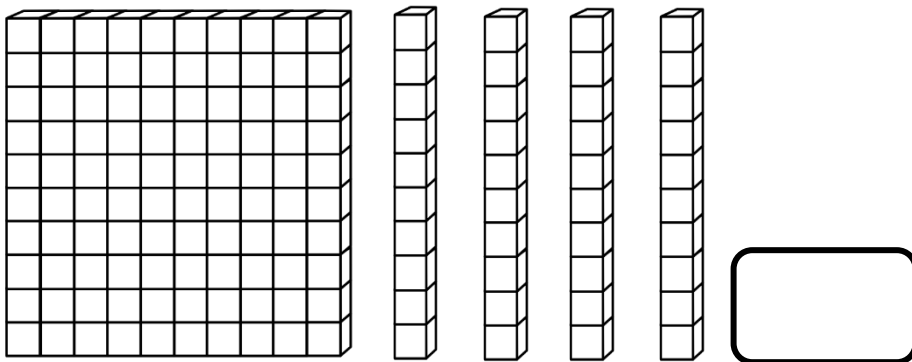
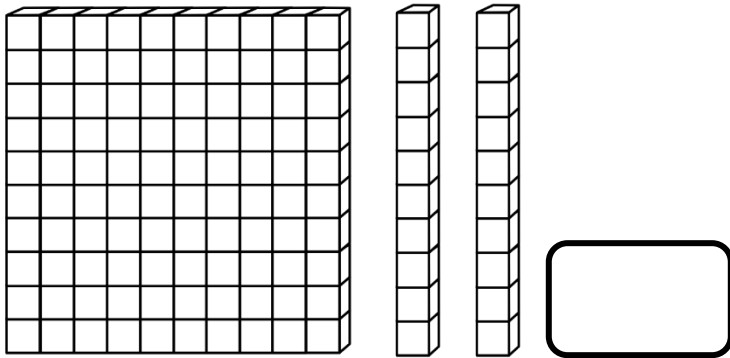
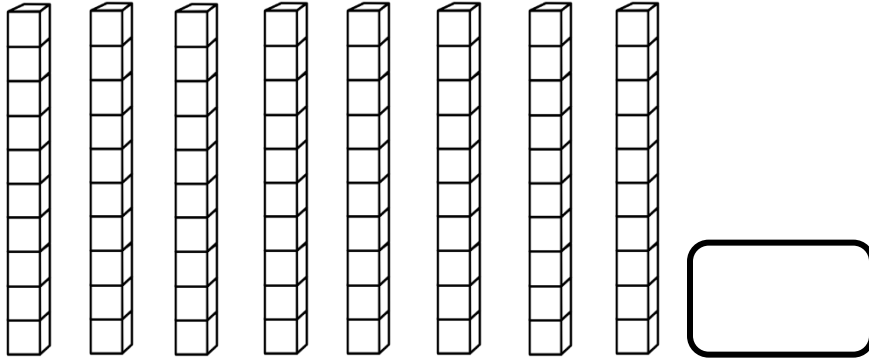
Count how many balloons the man is holding. Count in groups to help you. Write your answer in the block.



=

# Counting

Count how many blocks you see and write your answer in the blocks.



## Complete the table

Number name	Number symbol
Seventy two	
	122
Fifty five	
	145
	102
Sixty three	




Match the number names with the number symbols. Use a ruler to draw a line.

Seventy one

One hundred  
and twenty  
two

Forty nine

One hundred  
and eighty



# Double and half

Double the following numbers.

12

\_\_\_\_\_

50

\_\_\_\_\_

15

\_\_\_\_\_

30

\_\_\_\_\_

24

\_\_\_\_\_

Divide the numbers in half.

20

\_\_\_\_\_

88

\_\_\_\_\_

22

\_\_\_\_\_

50

\_\_\_\_\_

40

\_\_\_\_\_

100

\_\_\_\_\_


# PREDICT

Predict how many sweets there are in each bag.




PREDICT

COUNT




PREDICT

COUNT




PREDICT

COUNT



PREDICT

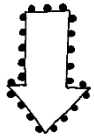
COUNT



PREDICT

COUNT

Count backward and forward



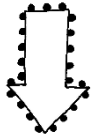
180



170



130



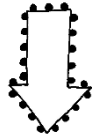
2



12



22



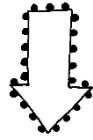
52



54



62





130




133



136



Answer the following questions about the students standing in the line. Start with the teacher as the starting point.



1.4.1. Who is first in line? \_\_\_\_\_


1.4.2. Who is second in line? \_\_\_\_\_

1.4.3. Where is Charles in the line? \_\_\_\_\_


1.4.4. Who is last in the line? \_\_\_\_\_

1.4.5. How many children are there in the line? \_\_\_\_\_

1.4.6. Color the fifth student in the line yellow.



# Comparing whole numbers



Fill in your own numbers.

<input type="text"/> is 1 more than <input type="text"/>	<input type="text"/> is 1 less than <input type="text"/>
<input type="text"/> is 10 more than <input type="text"/>	<input type="text"/> is 10 less than <input type="text"/>
<input type="text"/> is 2 more than <input type="text"/>	<input type="text"/> is 2 less than <input type="text"/>
<input type="text"/> is 3 more than <input type="text"/>	<input type="text"/> is 3 less than <input type="text"/>

Colour in the correct answer.

141 is \_\_\_\_\_ 114

greater than
less than
equal to

118 is \_\_\_\_\_ 181

greater than
less than
equal to

89 is \_\_\_\_\_ 89

greater than
less than
equal to

101 is \_\_\_\_\_ 110

greater than
less than
equal to

123 is \_\_\_\_\_ 123


greater than
less than
equal to

75 is \_\_\_\_\_ 57

greater than
less than
equal to







# Expanded notation

Write the numbers in expanded notation.

75	=		+	
36	=		+	
28	=		+	
56	=		+	
72	=		+	
43	=		+	
60	=		+	
39	=		+	
21	=		+	

43	=		+	
51	=		+	
11	=		+	
76	=		+	
50	=		+	
23	=		+	
56	=		+	
67	=		+	
30	=		+	

# Place value

Write the place value of the underlined numbers.

48

76

32

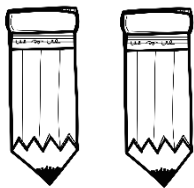
56

32

61


## GROUPS

Groups of 2




- 1 group of 2 is \_\_\_
- 2 groups of 2 is \_\_\_
- 3 groups of 2 is \_\_\_
- 4 groups of 2 is \_\_\_
- 5 groups of 2 is \_\_\_

Groups of 3




- 1 group of 3 is \_\_\_
- 2 groups of 3 is \_\_\_
- 3 groups of 3 is \_\_\_
- 4 groups of 3 is \_\_\_
- 5 groups of 2 is \_\_\_

Groups of 4



- 1 group of 4 is \_\_\_
- 2 groups of 4 is \_\_\_
- 3 groups of 4 is \_\_\_
- 4 groups of 4 is \_\_\_
- 5 groups of 4 is \_\_\_


Look at the pictures.




1. How many groups of suns do you count? \_\_\_\_\_
2. Does each group have the same amount of suns? \_\_\_\_\_
3. How many suns are in each group? \_\_\_\_\_
4. How many suns are there altogether? \_\_\_\_\_
5. Write a number sentence: \_\_\_\_\_ + \_\_\_\_\_ + \_\_\_\_\_ = \_\_\_\_\_

---

Divide 12 apples in 3 equal groups in the circles.



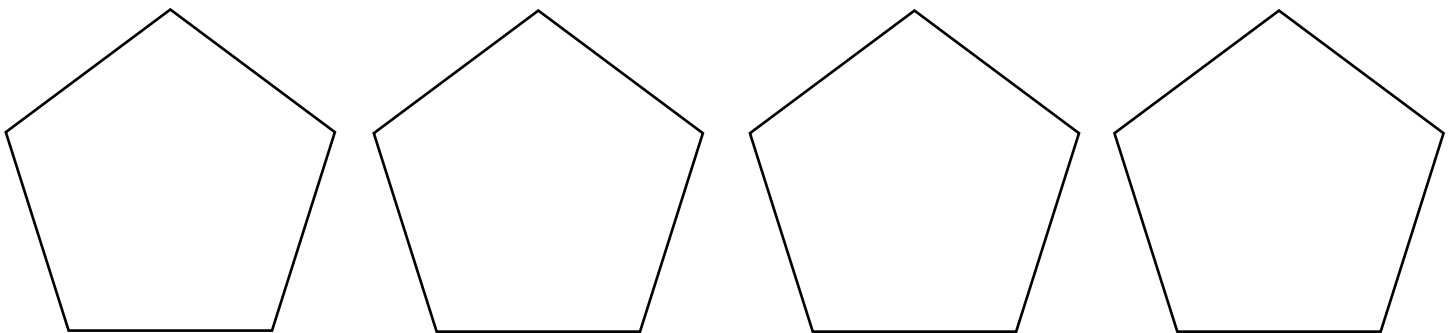
Look at the pictures.









1. How many legs does each dog have? \_\_\_\_\_
2. How many legs does the dogs have altogether? \_\_\_\_\_
3. Write a number sentence: \_\_\_\_\_ + \_\_\_\_\_ + \_\_\_\_\_ = \_\_\_\_\_

---

Divide 16 cars in 4 groups.



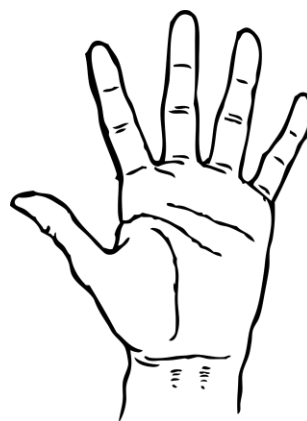

How many cars are in each group? \_\_\_\_\_



1. How many groups of 5 hearts are there? \_\_\_\_\_
2. Write a number sentence below:

-----

-----



1. How many fingers are on each hand? \_\_\_\_\_
2. How many groups of 5 do you see? \_\_\_\_\_
3. Write a number sentence: \_\_\_\_\_ + \_\_\_\_\_ + \_\_\_\_\_ = \_\_\_\_\_



# Fun with sums

## Complete the blocks - Addition

$13 = 10 + \square$

$12 = 9 + \square$

$10 + \square = 15$

$5 + \square = 11$

$6 + 6 = \square$

$14 = \square + 7$

$18 + 3 = \square$

$10 = 5 + \square$

## Complete the blocks - Subtraction

$15 - 3 = \square$

$12 - 9 = \square$

$10 - 0 = \square$

$15 - \square = 10$

$12 - \square = 6$

$30 - 3 = \square$

$60 - 10 = \square$

$13 - \square = 8$

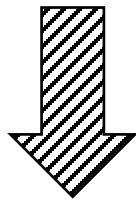
# FUN with SUMS

## Adding two-digit numbers by breaking up both numbers

Example:

$$33 + 36 = \square$$

$$\begin{aligned} 33 + 36 &= (30 + 3) + (30 + 6) \\ &= (30 + 30) + (3 + 6) \\ &= 60 + 9 \\ &= 69 \end{aligned}$$



$$52 + 23$$

---

---

---

---

---

$$25 + 14$$

---

---

---

---

---

$$45 + 33$$

---

---

---

---

---


## Adding by breaking up one number

Example:

$$33 + 36 = \square$$

$$33 + (30 + 6)$$

$$33 + 30 \rightarrow 63 + 6 = 69$$



$$52 + 23$$

---

---

---

---

---

$$25 + 14$$

---

---

---

---

---

$$45 + 33$$

---

---

---

---

---

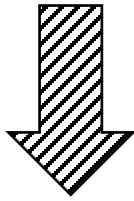


# Fun with SUMS

## Subtracting two-digit numbers by breaking up both numbers

Example:

$$\begin{aligned}75 - 54 &= \square \\75 - 54 &= (70 + 7) - (50 + 4) \\&= (70 - 50) + (7 - 4) \\&= 20 + 3 \\&= 23\end{aligned}$$



$52 - 23$

---

---

---

---

---

$25 - 14$

---

---

---

---

---

$45 - 33$

---

---

---


---

---

## Subtracting by breaking up one number

Example:

$$\begin{aligned}75 - 54 &= \square \\75 - (50 + 4) \\75 - 50 &\rightarrow 27 - 4 = 23\end{aligned}$$



$52 - 23$

---

---

---

---

---

$25 - 14$

---

---

---

---

---

$45 - 33$

---

---

---

---


---





# Fun with sums

Help the bees to do the sums.



$33 + 12$


---

---

---

---

---



$42 + 26$


---

---

---

---

---



$25 + 34$


---

---

---

---

---



$51 + 12$


---

---

---

---

---



$42 + 32$


---

---

---

---

---



## More and less



1 less than 45 \_\_\_\_

5 less than 45 \_\_\_\_

3 less than 50 \_\_\_\_

1 more than 69 \_\_\_\_

5 more than 25 \_\_\_\_

3 more than 37 \_\_\_\_

5 less than 36 \_\_\_\_

1 less than 20 \_\_\_\_

5 less than 25 \_\_\_\_

10 more than 30 \_\_\_\_

1 more than 29 \_\_\_\_

10 more than 10 \_\_\_\_

10 less than 70 \_\_\_\_

10 less than 100 \_\_\_\_

3 less than 43 \_\_\_\_

2 more than 28 \_\_\_\_

2 more than 88 \_\_\_\_

2 more than 28 \_\_\_\_


2 less than 40 \_\_\_\_

2 less than 38 \_\_\_\_


2 less than 22 \_\_\_\_

## Fractions


Colour in the fractions.




$\frac{1}{2}$



$\frac{2}{3}$




$\frac{1}{4}$




$\frac{3}{5}$


Draw my hands!




one o'clock




six o'clock




seven o'clock




nine o'clock




eleven o'clock




ten o'clock



two o'clock












four o'clock




five o'clock


What is the time?




Draw my hands!




Half past three




Half past eight




Half past nine




Half past four




Half past two




Half past seven



Half past one












Half past six




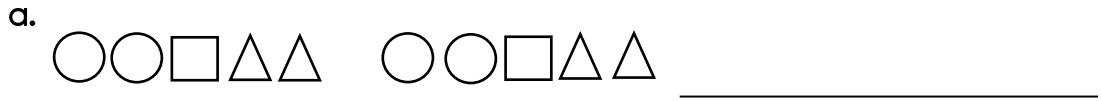
Half past eleven

What is the time?




# Fun with PATTERNS

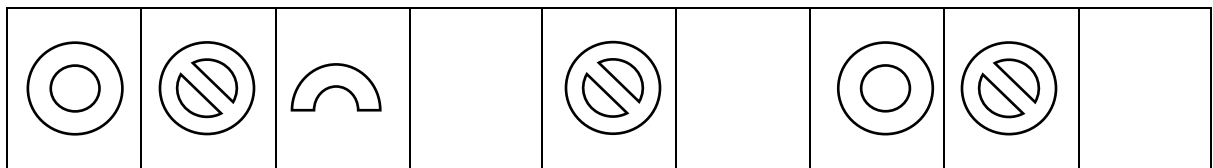
1. Expand the patterns by drawing one more set.



2. Draw your own pattern by using the 3 objects below. Your pattern must repeat 3 times




3. Complete the pattern.




# 2D SHAPES

Colour in the shapes according to the crayons:


Rectangle



Triangle



Circle



Square

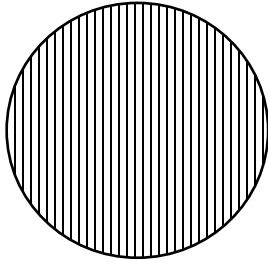


A large rounded rectangular area containing various 2D shapes for coloring. The shapes include: a circle, a rectangle, a square, a triangle, and several other polygons.

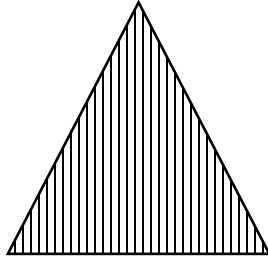


# 2D SHAPES

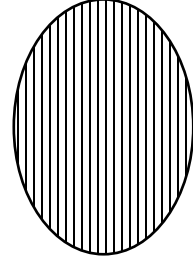
Does the following shapes have curved or straight sides. Colour in the answer.




curved
straight




curved
straight



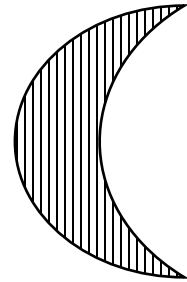
curved
straight



curved
straight



curved
straight



curved
straight


Draw the shapes in the blocks.

square



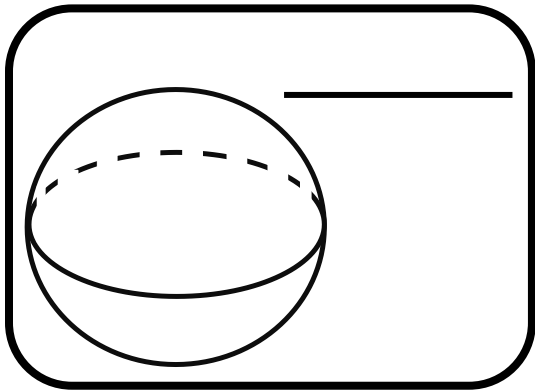
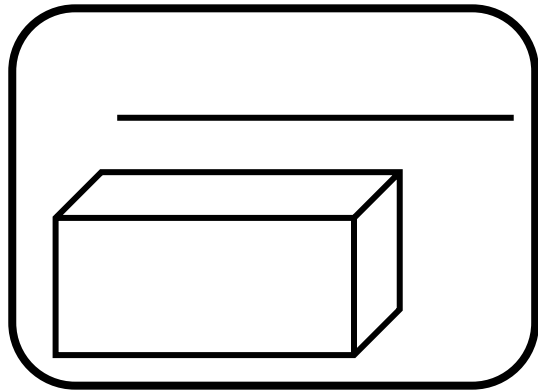
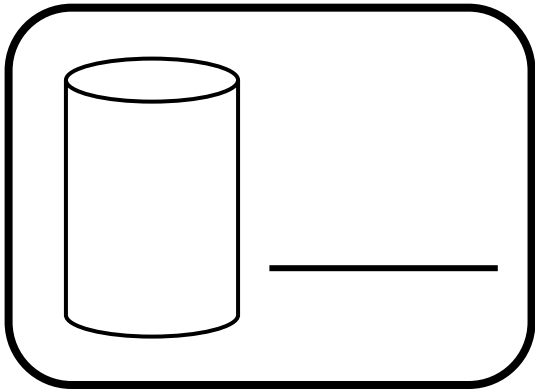
circle

rectangle




# 3D SHAPES




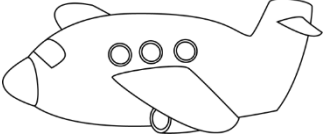











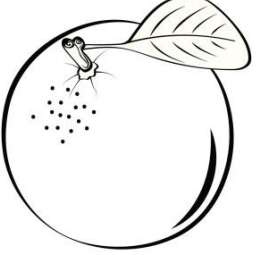
Write the names of the shapes.



- 
- Colour the shapes which can ROLL yellow.
  - Colour the shapes which can SLIDE blue.

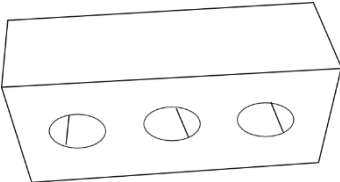


Colour in the pictures which does not look like the shape.

# MASS


Look at the pictures and order them from the heaviest to the lightest in the table.



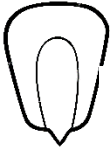
brick



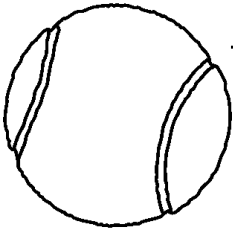
feather



elephant

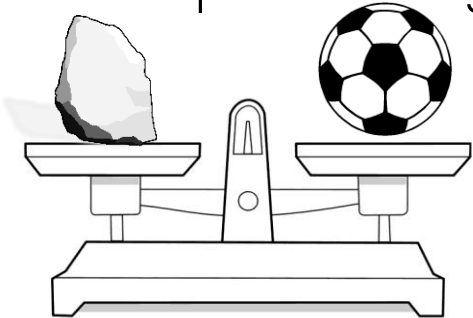


kernel























tennis ball


If we have a stone and a ball placed on a balance scale. To which side will it tip? Color the right answer.



right
left

Bzzz !!!!!

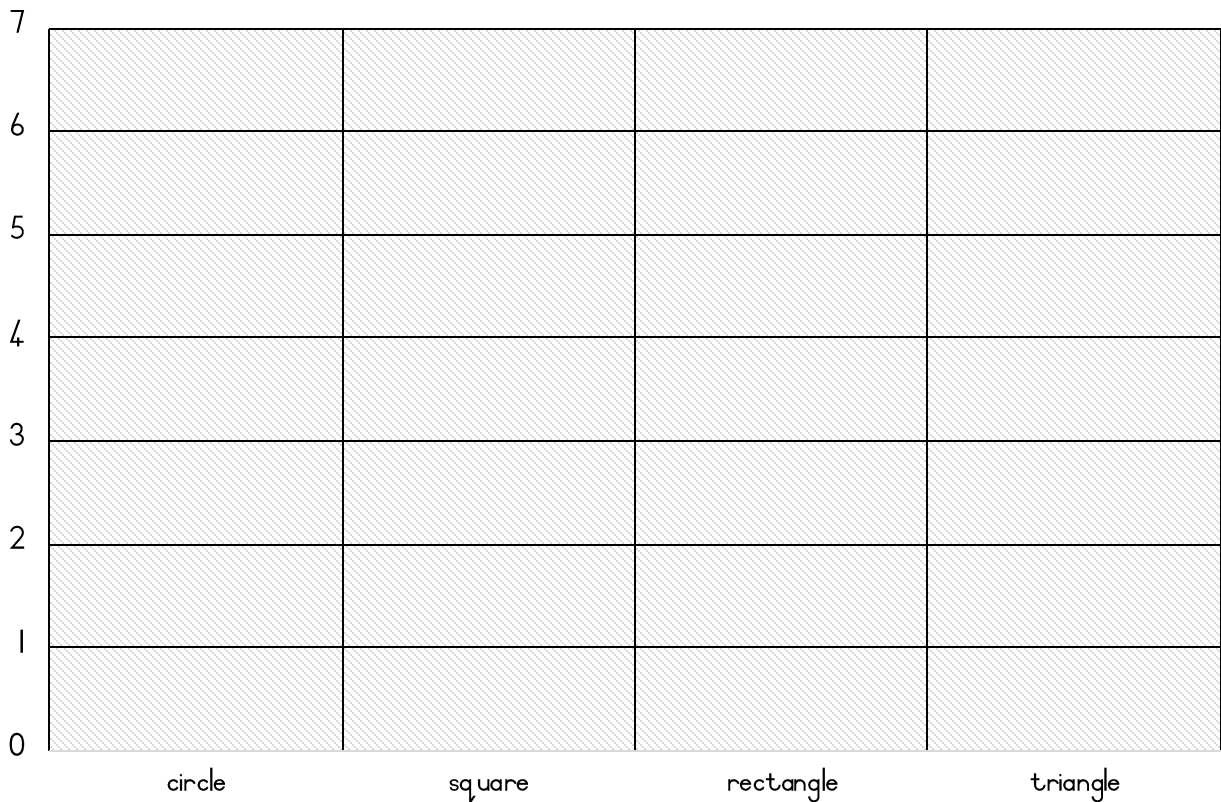

8					
7					
6					
5					
4					
3					
2					
1					
	first	second	third	fourth	fifth

Answer the questions below:

1. The 1st row has \_\_\_\_\_ bees.
2. The 2nd row has \_\_\_\_\_ bees.
3. The 3rd row has \_\_\_\_\_ bees.
4. The 4th row has \_\_\_\_\_ bees.
5. The 5th row has \_\_\_\_\_ bees.
6. Which row has the most bees? \_\_\_\_\_
7. Which row has the least bees? \_\_\_\_\_


# DATA

Count the shapes and colour in the blocks of the graph.



# Data with insects

Count all the different types of insects and complete the pictograph.



8					
7					
6					
5					
4					
3					
2					
1					
0					

bee

ant

worm

fly

spider

# Word problems

A family has 6 cats. How many legs do they have altogether?

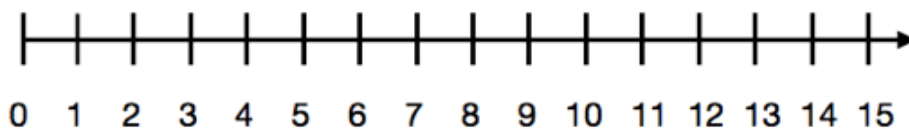
Write a number sentence:

\_\_\_\_\_

Fred the farmer plants pumpkins. There is 7 rows and 5 pumpkins in each row. How many pumpkins are there altogether?

Mia eats 2 apples a day. How many apples does she eat in a week?

Use the number line to show your answer.



Dave is 12 years old. His mother is 34 years older than him. How old is his mother? (You may use a sum to get your answer.)