

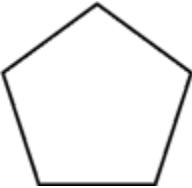
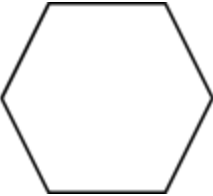
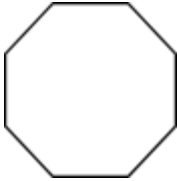
# Toets


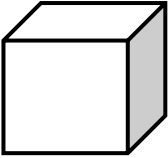
## Vraestel 2: 50 punte


### Vraag 1: 2D en 3D vorms eienskappe

17

1.1

Vorm	Aantal hoeke	Aantal sye
	5	5
	6	6
	8	8

Vorm	Naam	Aantal Rande	Aantal Vlakke
	Reghoekige prisma	12	6
	Kubus	12	6

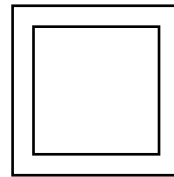
Vorm	Naam	Aantal Rande	Aantal Vlakke
	Silinder	2	3

1.2 Skryf neer hoeveel regte hoeke daar in elke figuur is

2



2

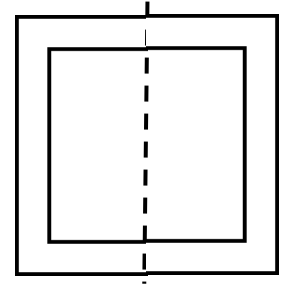
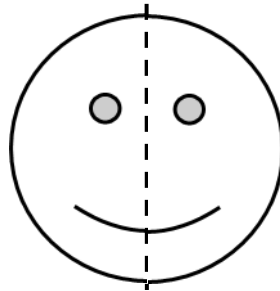



8

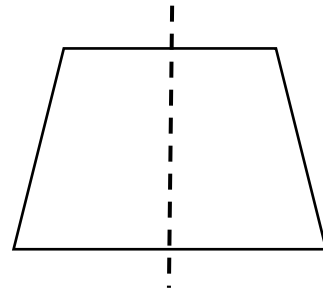
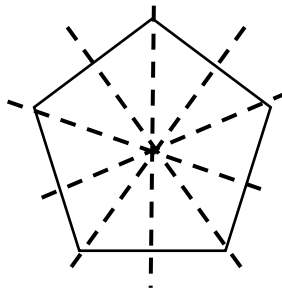
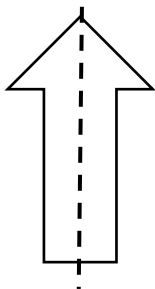
**Vraag 3: Simmetrie**

6

3.1 Teken die ander helfte van die volgende prente

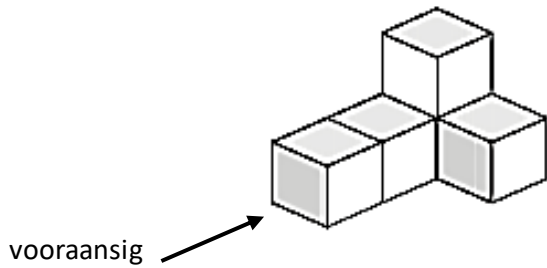


3.2 Teken die simmetrielyne van die volgende voorwerpe:

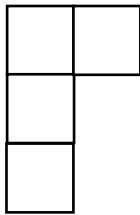


**Vraag 4: Aansigte**


3



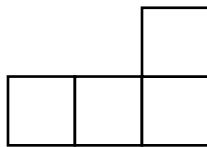
4.1 Teken die bo-aandig van die 3D voorwerp



4.2 Teken die voorkant van die 3D voorwerp



4.3 Teken die regterkant van die 3D voorwerp.



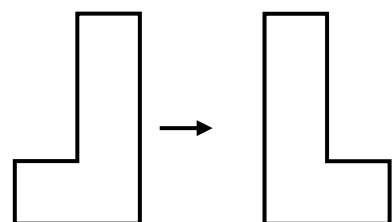
---

**Vraag 4: Transformasies**

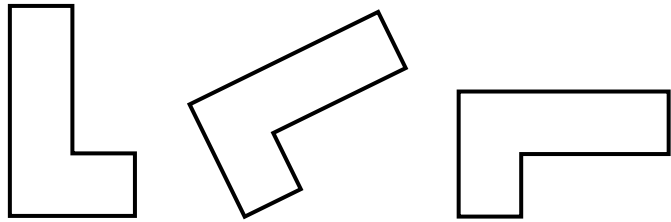
2

4.1) Kyk na die volgende figure en sê watter tipe transformasie het plaasgevind.  
(refleksie, translasie of rotasie)

a) \_\_\_\_\_refleksie/spieëlbeeld\_\_\_\_\_



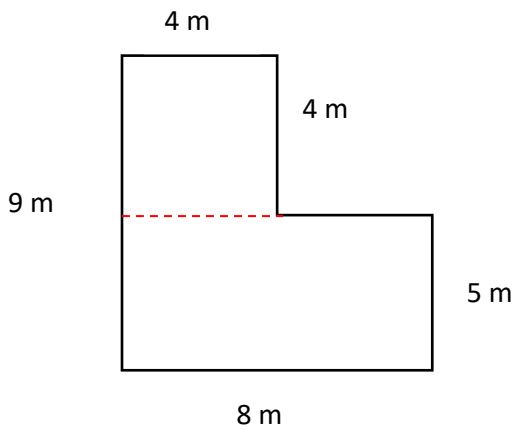
b) \_\_\_\_\_Rotasie\_\_\_\_\_



**Vraag 5: Omtrek en Oppervlakte**

4

5.1 Bereken die omtrek en die oppervlakte van die volgende figuur








Verdeel vorm in dele

$$\begin{aligned} \text{Omtrek} &= 4 + 4 + 4 + 4 \text{ v} \\ &= 16\text{m} \\ &\text{Of} \\ \text{Omtrek} &= 4 \times 4 \\ &= 16\text{m} \end{aligned}$$

$$\begin{aligned} \text{Oppervlakte} &= 8 \times 5\text{v} \\ &= 40\text{m}^2 \end{aligned}$$









(4)

**6.1 Figure en vorms word op die rooster aangedui. Beantwoord die vrae wat volg.**

	A	B	C	D
1				
2				
3				
4				

- 6.1.1 Watter vorm is by C2? \_\_\_\_\_ Silinder \_\_\_\_\_ 1
- 6.1.2 Watter vorm is by A1? \_\_\_\_\_ Sirkel \_\_\_\_\_ 1
- 6.1.3 Teken 'n trapesium by D4. \_\_\_\_\_ 1

**6.2 Figure en vorms word op die rooster aangedui. Beantwoord die vrae wat volg.**

	A	B	C	D
1				
2				
3				
4				

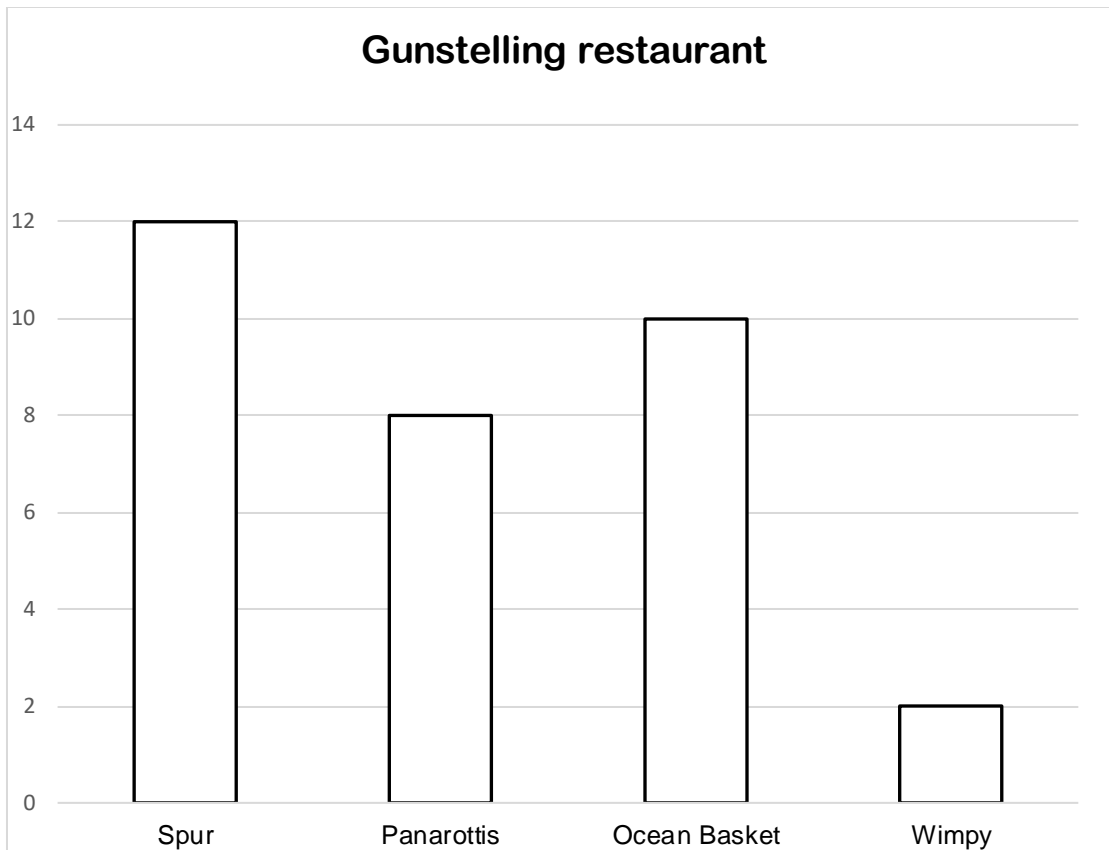
- 6.2.1 Skryf die posisie van al die sirkels neer: \_\_\_\_\_ A1, A3, C2 \_\_\_\_\_ 3
- 6.2.2 Skryf die posisie van al die reghoeke neer: \_\_\_\_\_ A4, B1, C4, D2 \_\_\_\_\_ 4

## Vraag 7: Datahantering

7

7.1 Daar is 'n ondersoek gedoen onder die Graad 5 leerders oor hul gunsteling restaurant. Die staafgrafiek hieronder stel hul gunsteling restaurant voor.

Beantwoord die volgende vrae:



7.1.1 Van watter restaurant hou die leerders die meeste?

\_\_\_\_\_ Spur \_\_\_\_\_ (1)

7.1.2 Hoeveel leerders hou van Panarottis?

\_\_\_\_\_ 8 \_\_\_\_\_ (1)

7.1.3 Hoeveel meer leerders hou van Spur as Wimpy?

\_\_\_\_\_  $12 - 2 = 10$  kinders \_\_\_\_\_ (2)

7.1.4 Van watter restaurant hou die leerders die minste?

\_\_\_\_\_ Wimpy \_\_\_\_\_ (1)

7.1.5 Op Maandag word daar 11 hamburgers verkoop. As daar elke dag 5 meer hamburgers verkoop word, hoeveel hamburgers sal teen Vrydag verkoop wees?

\_\_\_  $16 + 21 + 26 + 31 = 94$  hamburgers \_\_\_\_\_(2)

(7)

---

**Totaal: \_\_\_/50**