



GRAAD 3  
WISKUNDE


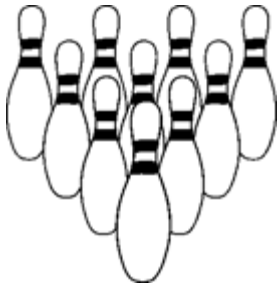
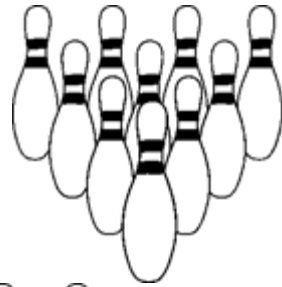
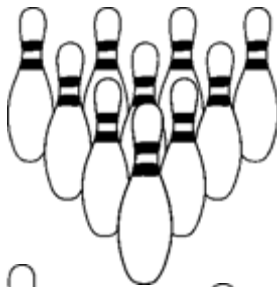
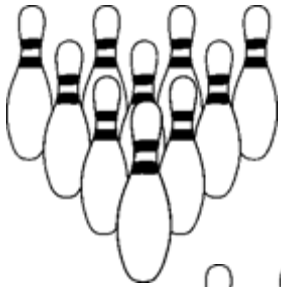
Kwartaal 3



Naam:









# Kom ons tel

Tel die volgende voorwerpe en skryf die antwoord in die blok neer.



=

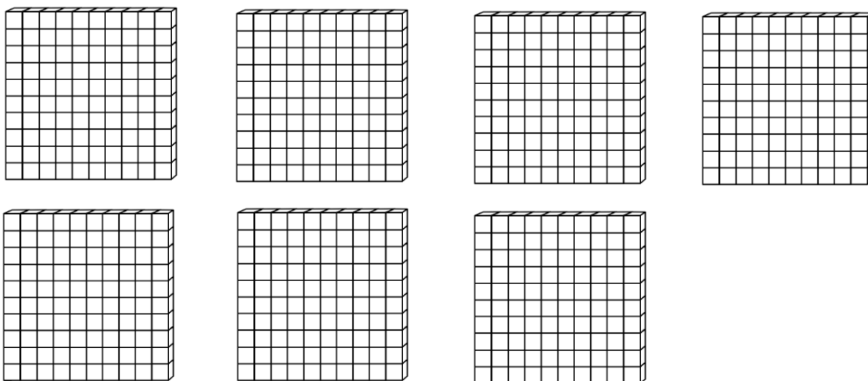
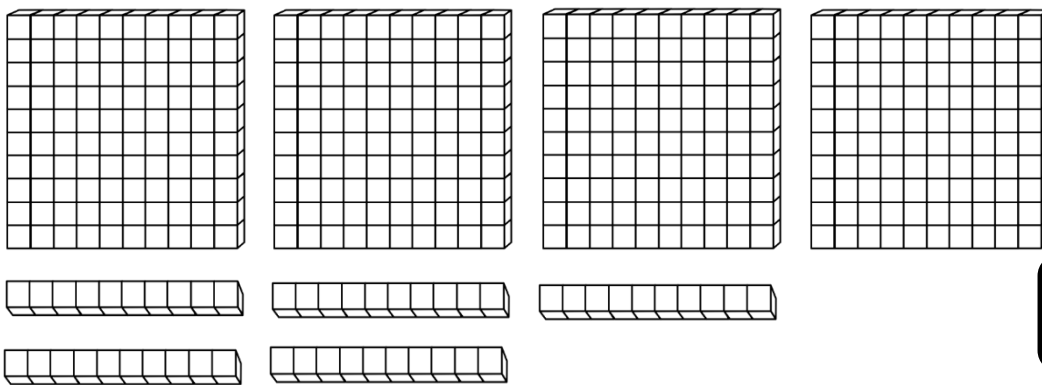
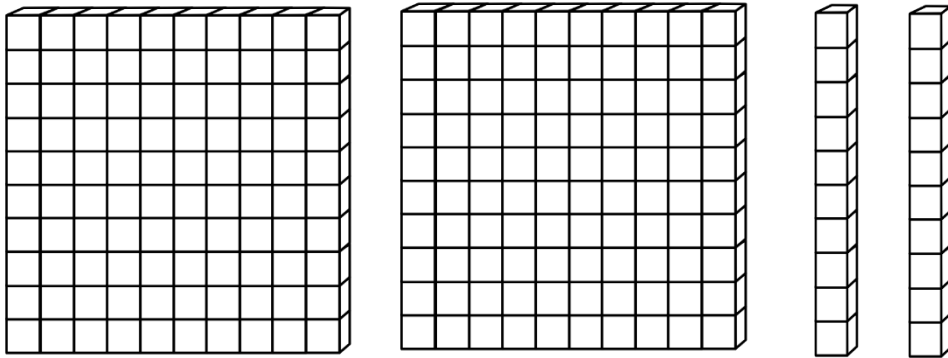
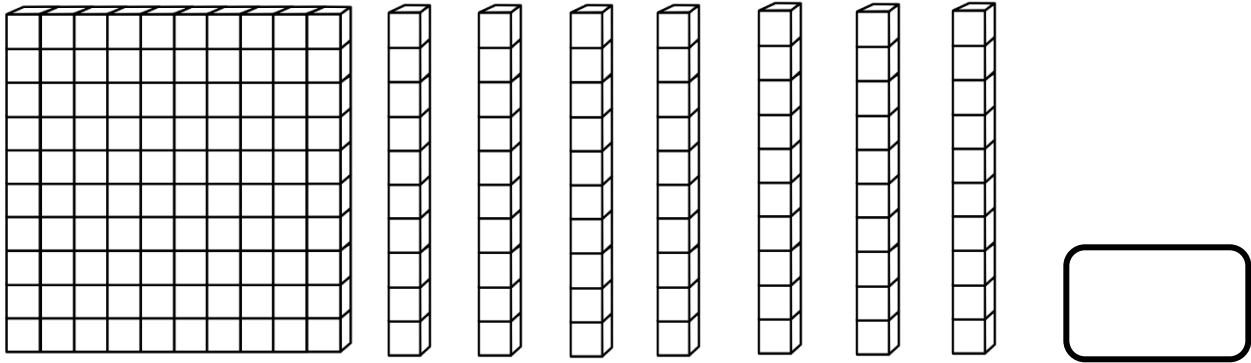
Tel hoeveel ballonne die man vashou. Tel in groepe om jou te help.  
Skryf jou antwoord in die blok.



=

# Kom ons tel

Tel hoeveel blokkies jy sien en skryf die antwoord in die blok.



## Voltooi die tabel

Getalnaam	Getalsimbool
Driehonderd vier en veertig	
	500
Vierhonderd twee en dertig	
	453
	267
Duisend	

## Voltooi die tabel


Pas die getalnaam by die getalsimbool. Trek 'n lyn na die regte antwoord met 'n liniaal.

Honderd twee  
en twintig

Vierhonderd  
nege en  
negentig

Driehonderd

Tweehonderd en  
tagtig



# Verdubbel en Halveer

Verdubbel die volgende getalle.

12

\_\_\_\_\_

50

\_\_\_\_\_

15

\_\_\_\_\_

30

\_\_\_\_\_

24

\_\_\_\_\_

Halveer die volgende getalle.

20

20

88

88

22

22

50

50

40

40

100

100


# SKAT

Skat hoeveel lekkers is in elke pakkie en tel dan hoeveel daar is.




SKAT

TEL




SKAT

TEL




SKAT

TEL



SKAT

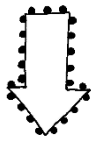
TEL



SKAT

TEL

# Tel aan en terug



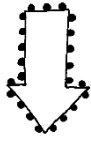
580



570



530



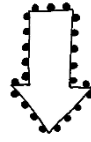
898



900



902



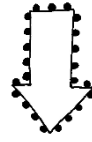
880



900



980





700




725



750



Beantwoord die volgende vrae oor die leeders wat in die ry staan.  
Begin van die juf/frou af as beginpunt.



Lisa

Ben

Karel

Anel

Jan

Liezl

1.4.1. Wie staan eerste in die ry? \_\_\_\_\_


1.4.2. Wie staan tweede in die ry? \_\_\_\_\_

1.4.3. Hoeveelste staan Karel in die ry? \_\_\_\_\_


1.4.4. Wie staan laaste in die ry? \_\_\_\_\_

1.4.5. Hoeveel kinders is daar altesaam in die ry? \_\_\_\_\_

1.4.6. Kleur die vyfde leerder in die ry geel in.



# Vergelyk heelgetalle



Vul jou eie getalle in.

<input type="checkbox"/> is 1 meer as <input type="checkbox"/>	<input type="checkbox"/> is 1 minder as <input type="checkbox"/>
<input type="checkbox"/> is 10 meer as <input type="checkbox"/>	<input type="checkbox"/> is 10 minder as <input type="checkbox"/>
<input type="checkbox"/> is 2 meer as <input type="checkbox"/>	<input type="checkbox"/> is 2 minder as <input type="checkbox"/>
<input type="checkbox"/> is 3 meer as <input type="checkbox"/>	<input type="checkbox"/> is 3 minder as <input type="checkbox"/>

Kleur die regte antwoord in.

499 is \_\_\_\_\_ 489

groter as
kleiner as
gelyk aan

118 is \_\_\_\_\_ 181

groter as
kleiner as
gelyk aan

232 is \_\_\_\_\_ 323

groter as
kleiner as
gelyk aan

500 is \_\_\_\_\_ 500

groter as
kleiner as
gelyk aan

311 is \_\_\_\_\_ 310

groter as
kleiner as
gelyk aan

410 is \_\_\_\_\_  $400 + 10$

groter as
kleiner as
gelyk aan






# ROND AF

Voltooi die tabel deur elke keer by te plus of te minus.

Getal	+2	-2	+4
488			
322			
279			
500			
625			

## KOM ONS ORDEN



Rangskik die getalle in die ballonne van klein na groot.


---

---

Rangskik die getalle in die ballonne van groot na klein.

---

---



# Uitgebreide notasie

Skryf die getalle in  
uitgebreide notasie.

345 =	+	+
289 =	+	+
511 =	+	+
675 =	+	+
750 =	+	+
524 =	+	+
734 =	+	+
276 =	+	+
673 =	+	+

# Plekwaarde

Skryf die plekwaarde van die onderstreepte syfers.

750

176

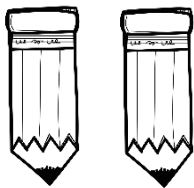
632

336

432


561

Groepe van 2




- 1 groep van 2 is \_\_\_
- 2 groepe van 2 is \_\_\_
- 3 groepe van 2 is \_\_\_
- 4 groepe van 2 is \_\_\_
- 5 groepe van 2 is \_\_\_

Groepe van 3



- 1 groep van 3 is \_\_\_
- 2 groepe van 3 is \_\_\_
- 3 groepe van 3 is \_\_\_
- 4 groepe van 3 is \_\_\_
- 5 groepe van 2 is \_\_\_

Groepe van 4



- 1 groep van 4 is \_\_\_
- 2 groepe van 4 is \_\_\_
- 3 groepe van 4 is \_\_\_
- 4 groepe van 4 is \_\_\_
- 5 groepe van 4 is \_\_\_

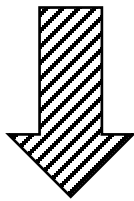
# Somme Pret

Optel deur die ontbinding van beide getalle

## Optel van drie-syfer getalle met twee-syfer getalle

Byvoorbeeld:

$$\begin{aligned} 524 + 82 &= \square \\ &= (500 + 20 + 4) + (80 + 2) \\ &= 500 + (20 + 80) + (4 + 2) \\ &= (500 + 100) + 6 \\ &= 600 + 6 \\ &= 606 \end{aligned}$$



$524 + 23$

---

---

---

---

---

$251 + 14$

---

---

---

---

---

$345 + 33$

---

---

---


---

---

## Optel van twee drie-syfer getalle

Byvoorbeeld:

$$\begin{aligned} 323 + 436 &= \square \\ &= (300 + 20 + 3) + (400 + 30 + 6) \\ &= (300 + 400) + (20 + 30) + (3 + 6) \\ &= 700 + 50 + 9 \\ &= 759 \end{aligned}$$



$452 + 232$

---

---

---

---

---

$125 + 144$

---

---

---

---

---

$445 + 331$

---

---

---

---

---



# Somme Pret

## Aftrekking deur die ontbinding van beide getalle

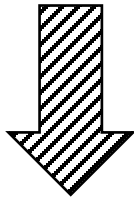
Byvoorbeeld:

$$\begin{aligned} 889 - 137 &= \square \\ &= (800 + 80 + 9) - (100 + 30 + 7) \\ &= (800 - 100) + (80 - 30) + (9 - 7) \\ &= 700 + 50 + 2 \\ &= 752 \end{aligned}$$

## Aftrekking deur een getal te ontbind

Byvoorbeeld:

$$\begin{aligned} 889 - 137 &= \square \\ 889 - (100 + 30 + 7) \\ 889 - 100 \quad 789 - 30 \quad 759 - 7 \\ &= 752 \end{aligned}$$



$652 - 121$

---

---

---

---

---

---

$325 - 214$

---

---

---

---

---

---

$435 - 334$

---


---

---

---

---

---



$652 - 121$

---

---

---

---

---

---

$325 - 214$

---

---

---

---

---

---

$435 - 334$

---

---

---

---


---

---



# Somme Pret

Help die bye om die somme te doen.



$843 + 124$


---

---

---

---

---



$442 + 26$


---

---

---

---

---



$325 + 234$


---

---

---

---

---



$551 + 312$


---

---

---

---

---



$642 + 32$


---

---

---

---

---



# Minder as en Meer as



1 minder as 500 \_\_\_\_\_

5 minder as 45 \_\_\_\_\_

7 minder as 189 \_\_\_\_\_

4 meer as 400 \_\_\_\_\_

5 meer as 254 \_\_\_\_\_

7 meer as 372 \_\_\_\_\_

5 minder as 786 \_\_\_\_\_

1 minder as 200 \_\_\_\_\_

5 minder as 256 \_\_\_\_\_

10 meer as 68 \_\_\_\_\_

1 meer as 324 \_\_\_\_\_

10 meer as 358 \_\_\_\_\_

10 minder as 68 \_\_\_\_\_

10 minder as 545 \_\_\_\_\_

3 minder as 437 \_\_\_\_\_

2 meer as 126 \_\_\_\_\_

2 meer as 88 \_\_\_\_\_

2 meer as 285 \_\_\_\_\_


2 minder as 140 \_\_\_\_\_

2 minder as 38 \_\_\_\_\_


2 minder as 224 \_\_\_\_\_

# Breuke


Kleur die breukdele in.




$\frac{1}{2}$



$\frac{2}{3}$



$\frac{1}{4}$



$\frac{3}{5}$

# Breuke

1. Deel 7 sjokolade stafies tussen 3 vriende sodat hulle elkeen dieselfde hoeveelheid van die sjokolade kry en daar niks oor is nie.

2. Deel 5 kolwyntjies tussen 2 vriende sodat hulle elkeen dieselfde hoeveelheid van die kolwyntjies kry en daar niks oor is nie.







3. Ouma gee Klara R12. Klara wil 'n derde van die geld spaar. Hoeveel geld moet sy van die R12 spaar?

4. Daar is 12 koekies op 'n bord. Mia neem een kwart van die koekies. Hoeveel is oor?

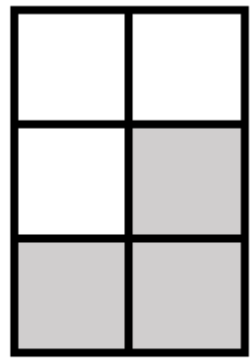


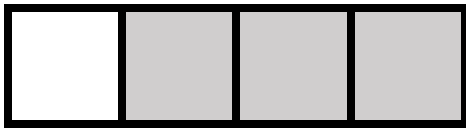


# BREUKE

Kleur die sirkels in volgens die breukdele.



Watter breukdeel is ingekleur.



Skryf die volgende woorde se breukdeel.

1. Twee derdes: \_\_\_\_\_
2. Driekwart: \_\_\_\_\_
3. Twee vyfdes: \_\_\_\_\_
4. Half: \_\_\_\_\_




# Vermenigvuldiging

Voltooi die tabelle en beantwoord die vrae.

	1	2	3	4	5	6	7	8	9	10
x5										
x10										

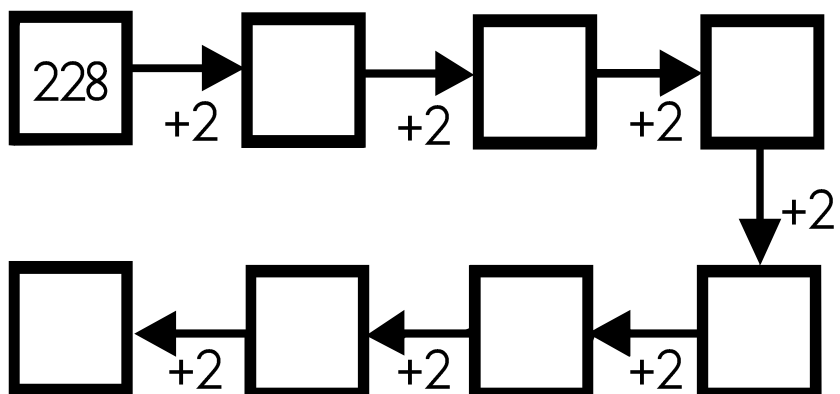


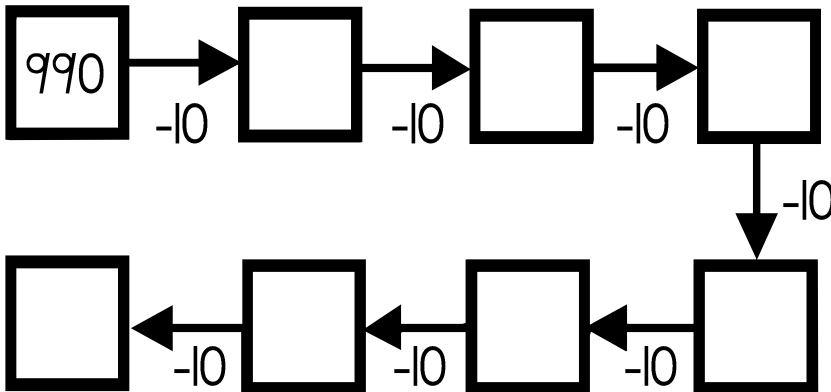
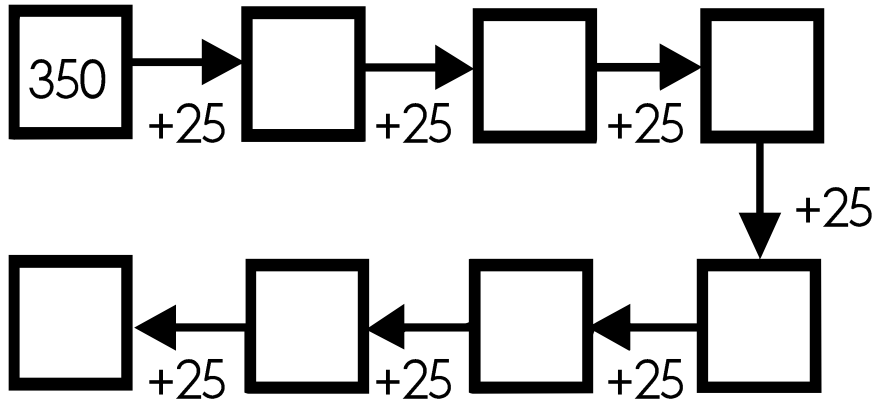

	1	2	3	4	5	6	7	8	9	10
x2										
x4										

1. Watter patroon sien jy by die vyf maal ry?  
\_\_\_\_\_
2. Watter patroon sien jy by die tienmaal ry?  
\_\_\_\_\_
3. Watter patroon sien jy by die tweemaal ry?  
\_\_\_\_\_
4. Watter patroon sien jy by die viermaal ry?  
\_\_\_\_\_




# ! TEL !

Voltooi die diagramme deur aan of terug te tel.




# Pret met PATRONE

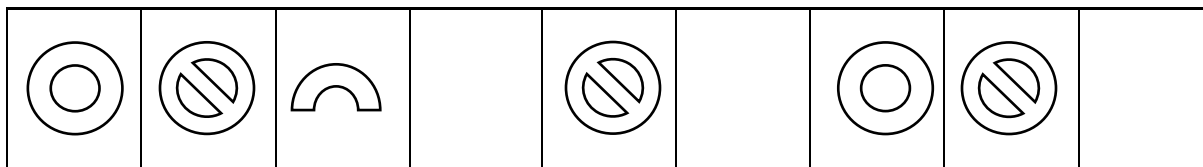
1. Brei die volgende patrone uit deur een stel by te teken.



2. Skep jou eie patroon in die blok deur die volgende 3 voorwerpe te gebruik. Jou patroon moet 3 keer herhaal.

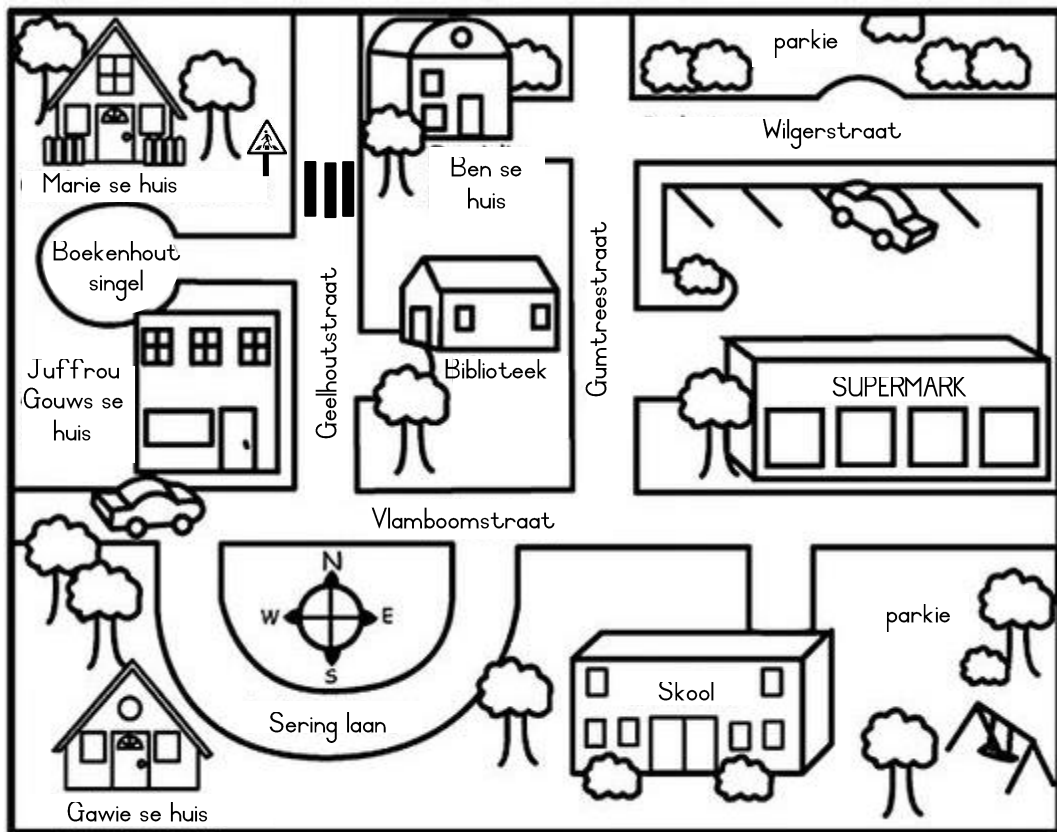


3. Voltooi die ontbrekende patroon.



# KAARTE


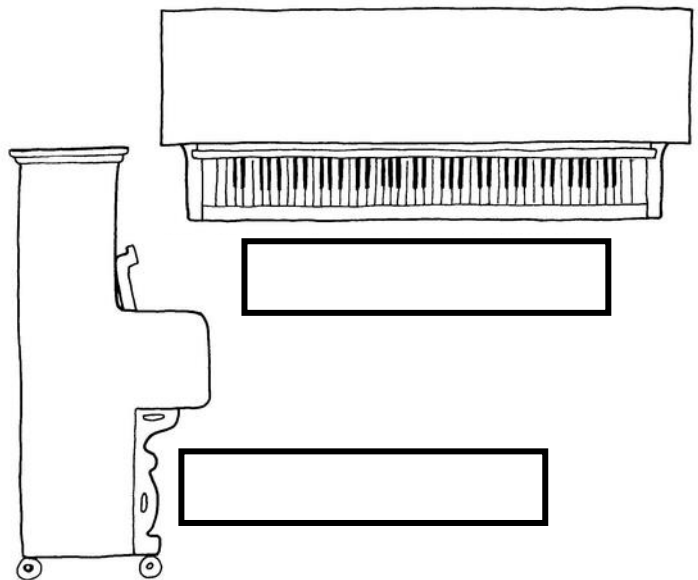

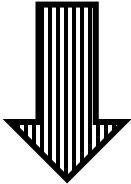
Kyk na die kaart van die dorpie en voer die instruksies uit.



1. Kleur die skool oran je in.
2. Kleur die supermark geel in.
3. Kleur die biblioteek blou in.
4. Kleur Marie se huis rooi in.
5. Kleur die twee parkies groen in.
6. Kleur gawie se huis pers in.

# AANSIGTE

Hieronder is die voorkant van 'n klavier. Benoem die bo-aansig en die sy-aansig van die ander twee prente in die blokke.



Teken die bo-aansig en die sy-aansig van die huis.

bo-aansig

sy-aansig

# 2D VORMS

Kleur die vorms op die volgende maniere in:

Vierkant



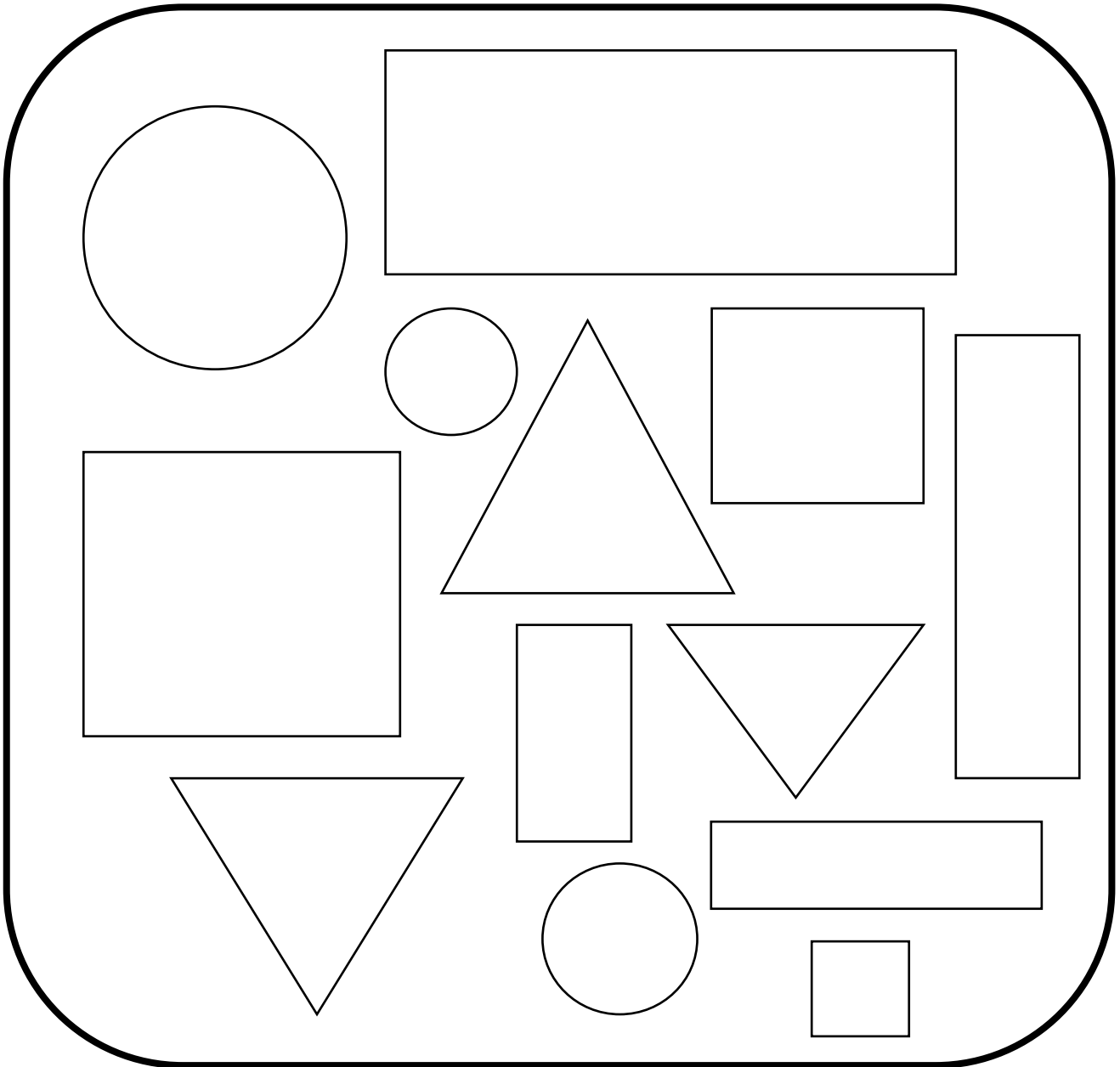

Driehoek



Sirkel

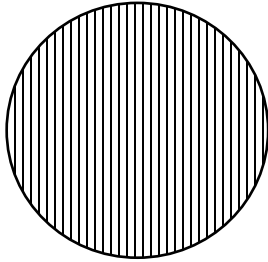


Reghoek

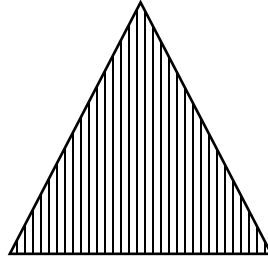


# 2D VORMS

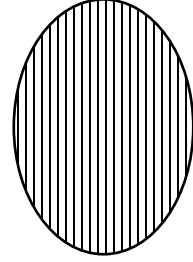
Het die volgende vorms ronde of reguit sye? Kleur die regte antwoord in.




ronde
reguit




ronde
reguit



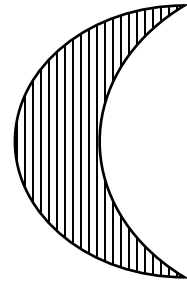
ronde
reguit



ronde
reguit




ronde
reguit



ronde
reguit


Teken die volgende vorms in die blokke.

vierkant



sirkel

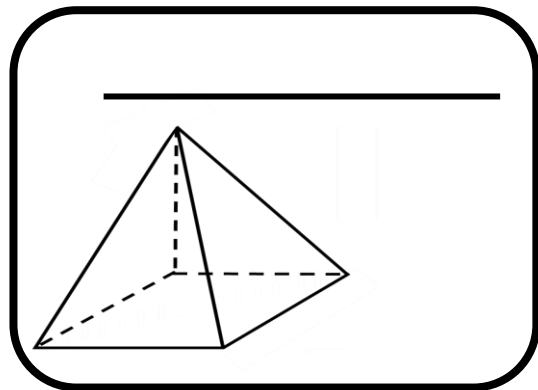
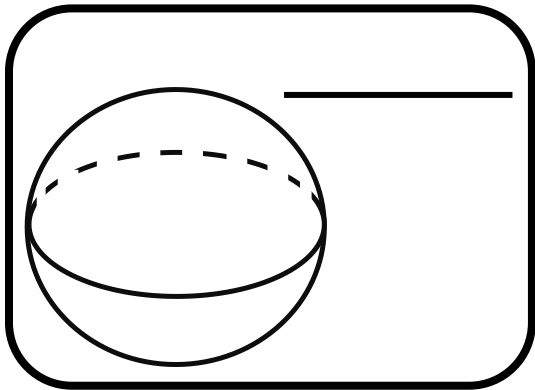
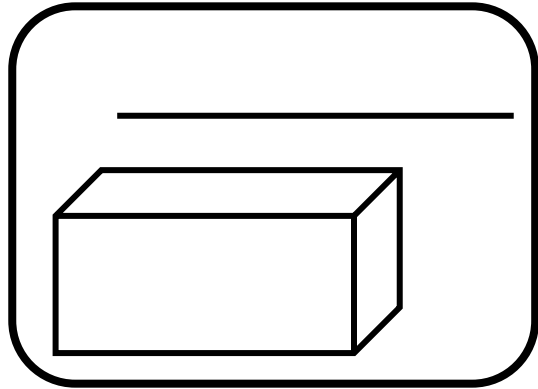
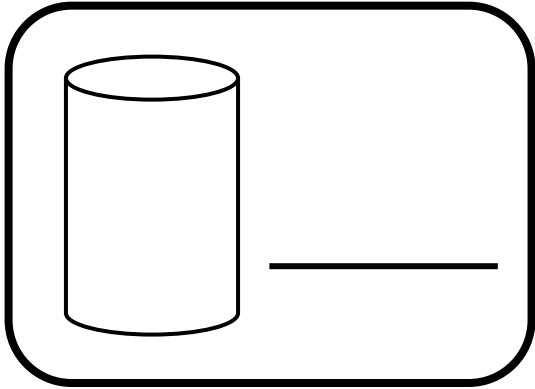
reghoek



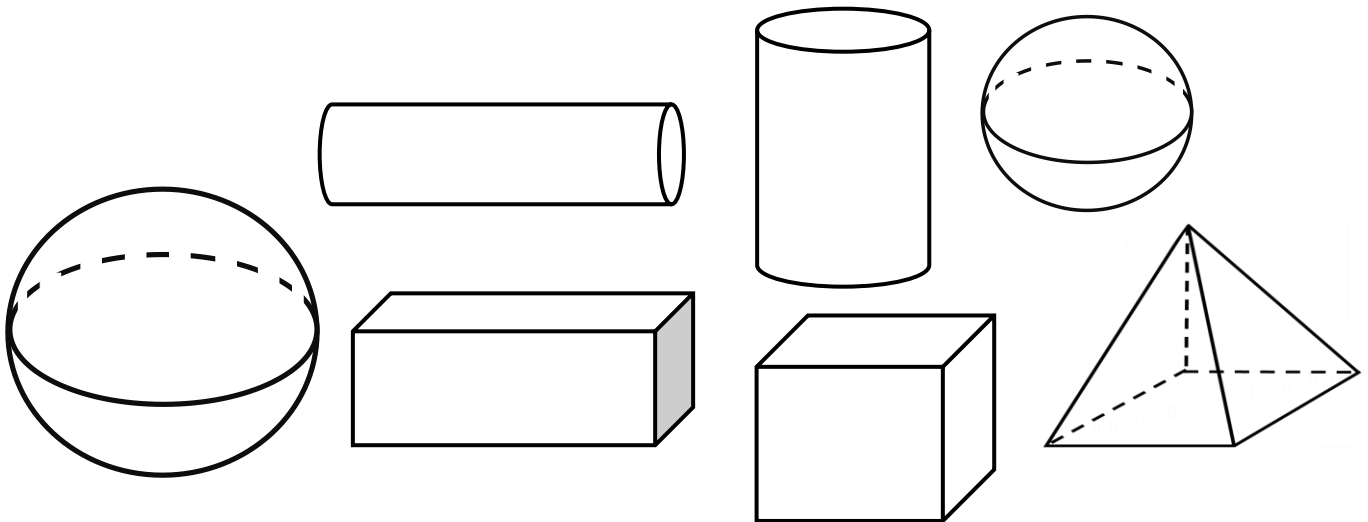


# 3D VORMS

Benoem die vorms.




- Kleur die vorms wat kan GLY geel in.
- Kleur die vorms wat kan ROL blou in.

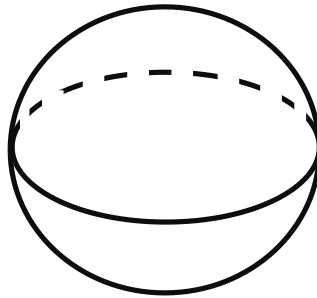


# 3D VORMS

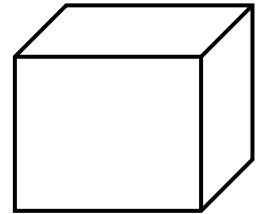
Het die volgende vorms geboë of plat sye? Kleur die regte antwoord in.



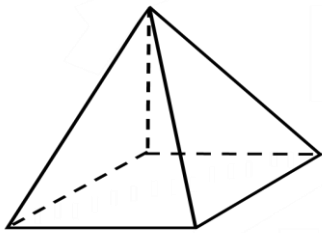
geboë
plat



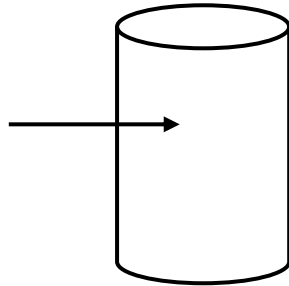
geboë
plat



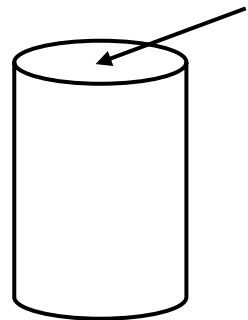
geboë
plat



geboë
plat

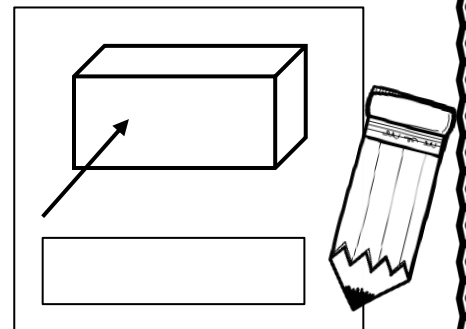
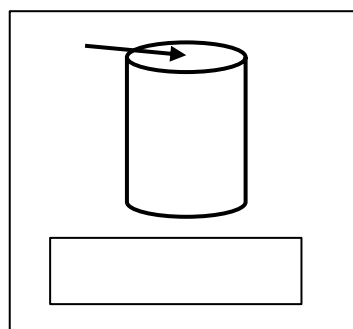
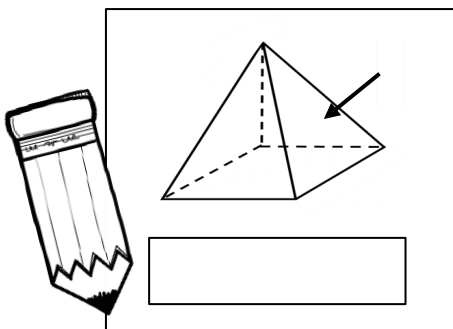


geboë
plat




geboë
plat


Skryf neer wat is die vorm van die plat oppervlakte.




Teken my wysers in!




twaaalfuur




sesuur




nege-uur




drie-uur




vieruur




eenuur



sewe-uur












elfuur




agtuur


Hoe laat is dit?




Teken my wysers in!




halfdrie




halftwee




halfvyf




halfvier




halftien




halfsewe



halfeen












halfses




halfnege

Hoe laat is dit?




# Soek my maat!


Trek n lyn van die regte horlosie na die regte tyd.




kwart oor elf




kwart oor sewe



kwart oor twaalf



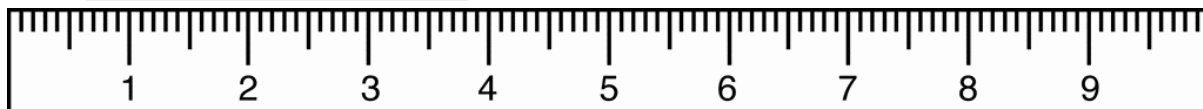

kwart oor twee



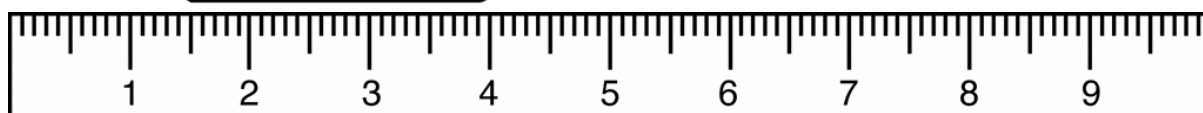

kwart oor vyf

# LENGTE

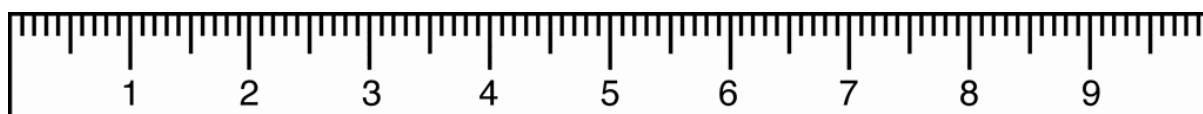
1. Wat is die lengte van die potlood in cm?



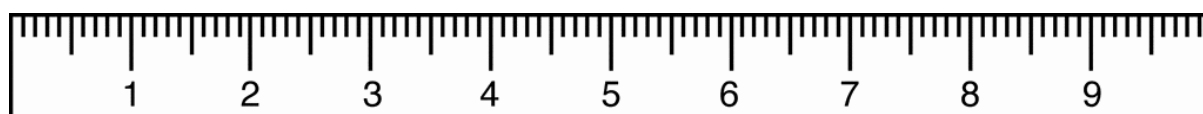
2. Wat is die lengte van die potlood in cm?



3. Wat is die lengte van die uitveër in cm?



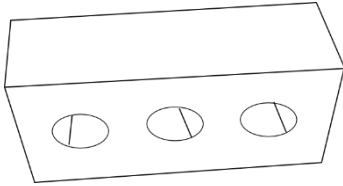
4. Wat is die lengte van die uitveër in cm?






# MASSA


Kyk na die prente en rangskik hulle van die swaarste tot die ligste in die tabel.



baksteen



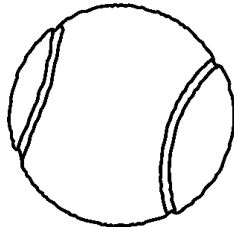
veer



olifant

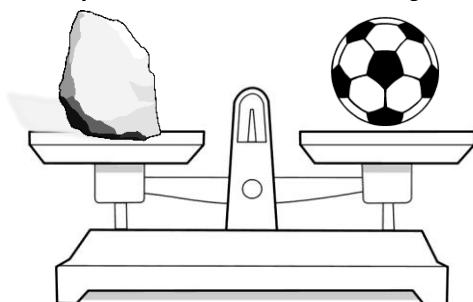


mieliepit



tennisbal


Na watter kant sal die weegskaal tiep as jy 'n bal en 'n baksteen daarop sit? Kleur die regte antwoord in.



regs


links

# Volume

Rangskik die volgende houers se volumes van die meeste tot die minste.



houer 1



houer 2



houer 3



houer 4

1. \_\_\_\_\_
2. \_\_\_\_\_
3. \_\_\_\_\_
4. \_\_\_\_\_

Rangskik die volgende houers se volumes van die minste tot die meeste.



houer 1



houer 2























houer 3



houer 4

1. \_\_\_\_\_
2. \_\_\_\_\_
3. \_\_\_\_\_
4. \_\_\_\_\_

# Zoom !!!!!

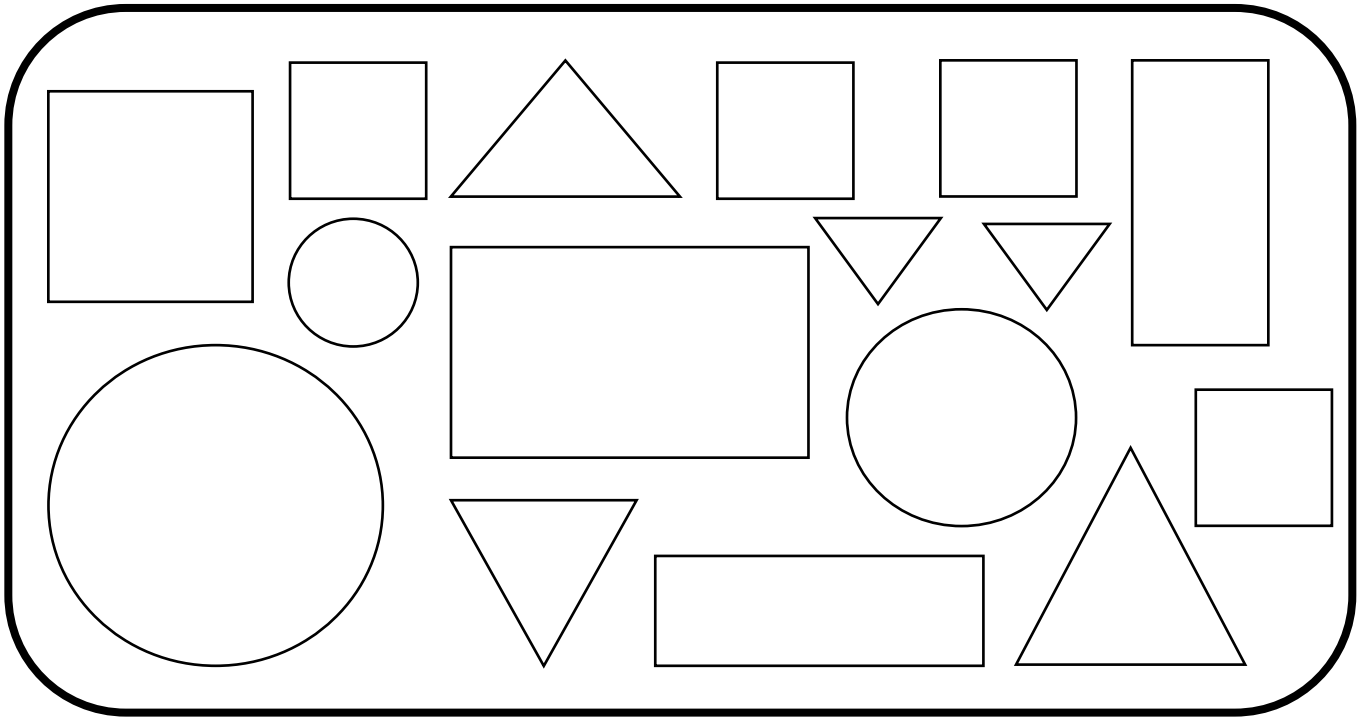
8					
7					
6					
5					
4					
3					
2					
1					
	eerste	tweede	derde	vierde	vyfde

Beantwoord die vrae:

- Die 1ste ry het \_\_\_\_\_ bye.
- Die 2de ry het \_\_\_\_\_ bye.
- Die 3de ry het \_\_\_\_\_ bye.
- Die 4de ry het \_\_\_\_\_ bye.
- Die 5de ry het \_\_\_\_\_ bye.
- Watter ry het die meeste bye? \_\_\_\_\_
- Watter ry het die minste bye? \_\_\_\_\_

# DATA


Tel die vorms hieronder en kleur dan die blokkies in vir elke vorm.



7				
6				
5				
4				
3				
2				
1				
0				
	sirkel	vierkant	reghoek	driehoek

# Data met insekte

Tel al die verskillende tipes insekte in die blok en voltooi die grafiek deur die blokkies in te kleur.



8					
7					
6					
5					
4					
3					
2					
1					
0					

by

mier

wurm

vlieg

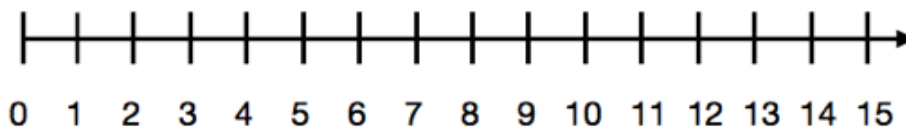
spinnkop

# Woordsomme

Mamma pak 66 koekies in pakkies van 6. Hoeveel pakkies het sy?

'n Groentetuin het 12 rye plante. Elke ry het 7 plante. Hoeveel plante is daar in die tuin?

Samuel het 3 lekkers. Samuel het drie keer meer as Moeketsi. Hoeveel lekkers het Moeketsi? Gebruik die getalleglyn om jou antwoord te wys.



Dawie is 12 jaar oud. Sy ma is  $3\frac{1}{4}$  jaar ouer as hy. Hoe oud is sy ma? (Jy mag 'n som doen om jou antwoord te kry.)