



GRAAD 2
WISKUNDE

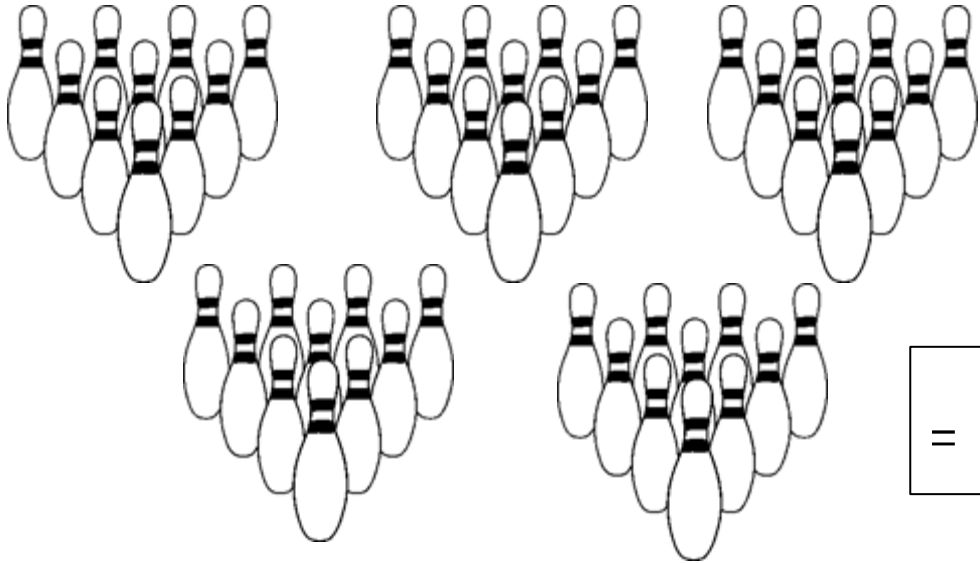
Kwartaal 3



Naam:

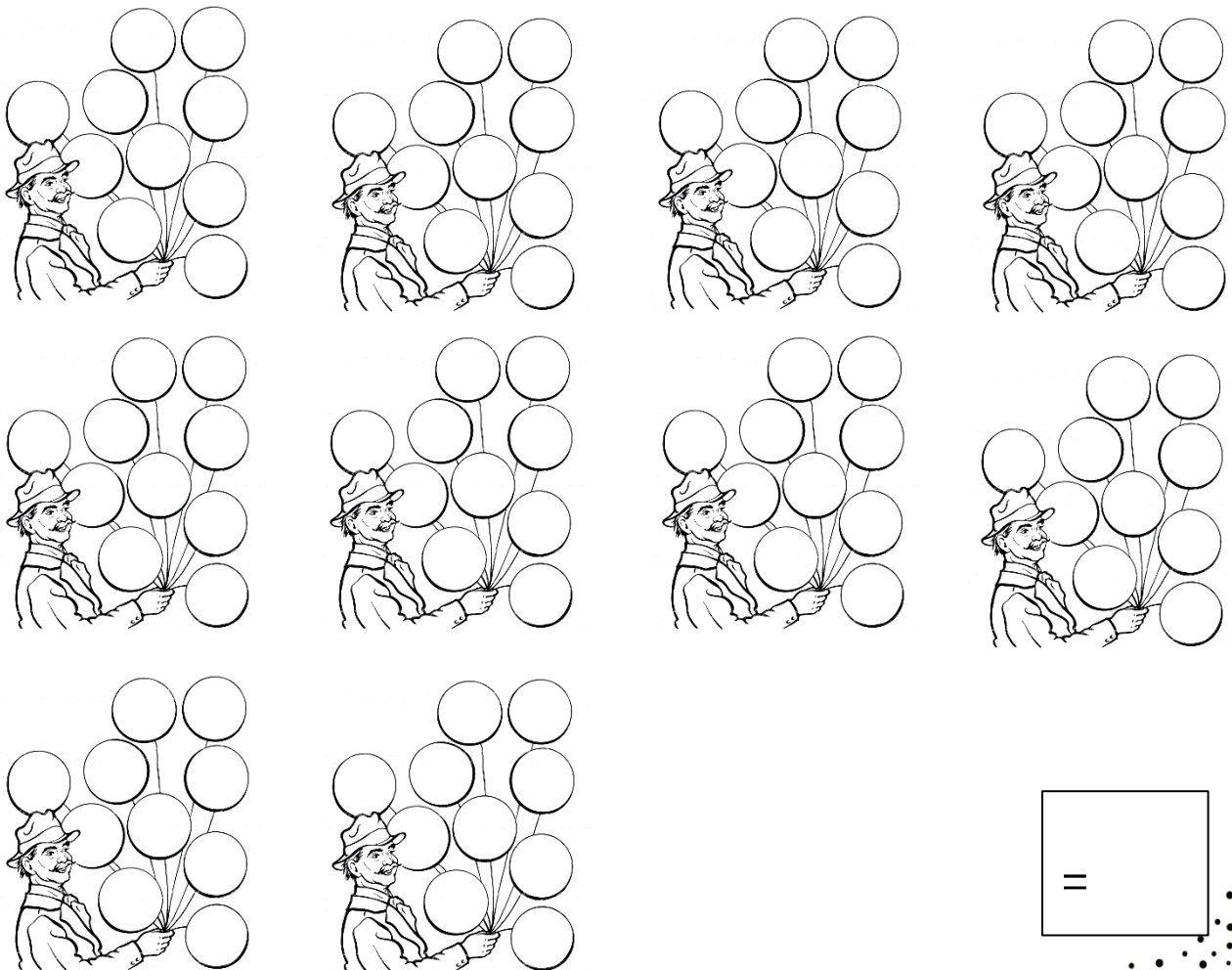
Kom ons tel

Tel die volgende voorwerpe en skryf die antwoord in die blok neer.



=

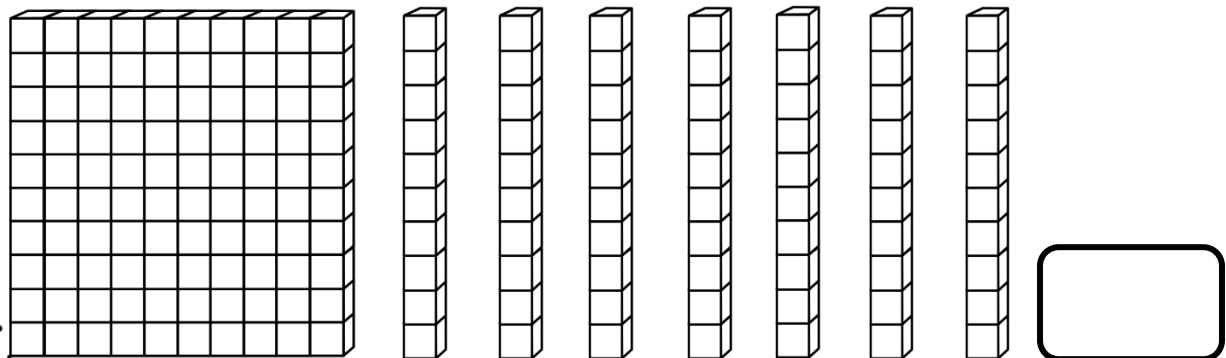
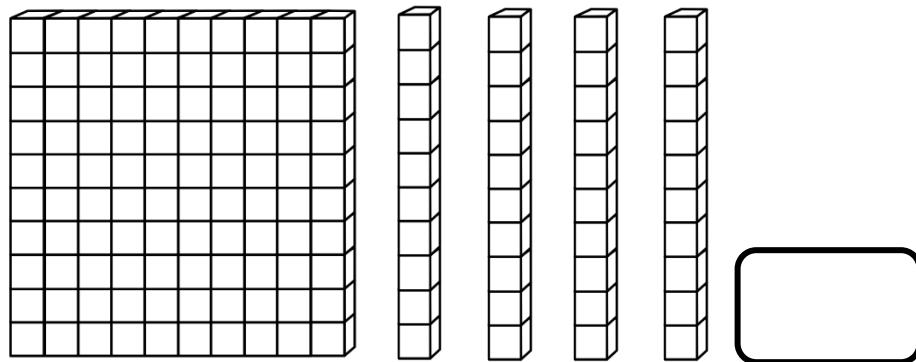
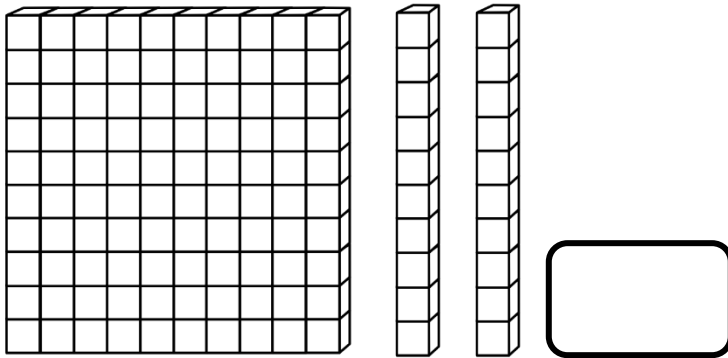
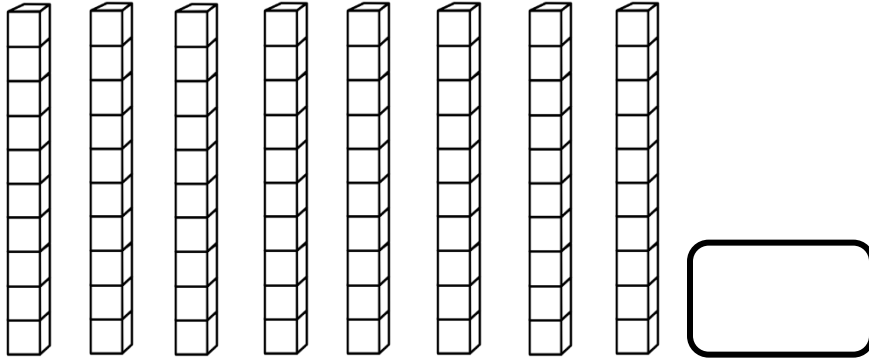
Tel hoeveel ballonne die man vashou. Tel in groepe om jou te help.
Skryf jou antwoord in die blok.



=

Kom ons tel

Tel hoeveel blokkies jy sien en skryf die antwoord in die blok.



Voltooi die tabel

Getalnaam	Getalsimbool
Twee en sewentig	
	122
Vyf en vyf tig	
	145
	102
Drie en sestig	




Pas die getalnaam by die getalsimbool. Trek 'n lyn na die regte antwoord met 'n liniaal.

Een en sewentig

Honderd twee
en twintig

Nege en veertig

Honderd en
tagtig



Verdubbel en Halveeer

Verdubbel die volgende getalle.

12

50

15

30

24

Halveeer die volgende getalle.

20

20

88

88

22

22

50

50

40

40

100

100


SKAT

Skat hoeveel lekkers is in elke pakkie en tel dan hoeveel daar is.




SKAT

TEL




SKAT

TEL




SKAT

TEL



SKAT

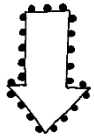
TEL



SKAT

TEL

Tel aan en terug



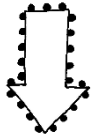
180



170



130



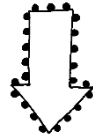
2



12



22



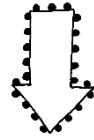
52



54



62





130




133



136



Beantwoord die volgende vrae oor die leeders wat in die ry staan.
Begin van die juf vrou af as beginpunt.



Lisa

Ben

Karel

Anel

Jan

Liezl

1.4.1. Wie staan eerste in die ry? _____


1.4.2. Wie staan tweede in die ry? _____

1.4.3. Hoeveelste staan Karel in die ry? _____


1.4.4. Wie staan laaste in die ry? _____

1.4.5. Hoeveel kinders is daar altesaam in die ry? _____

1.4.6. Kleur die vyf de leender in die ry geel in.



Vergelyk heelgetalle



Vul jou eie getalle in.

<input type="checkbox"/> is 1 meer as <input type="checkbox"/>	<input type="checkbox"/> is 1 minder as <input type="checkbox"/>
<input type="checkbox"/> is 10 meer as <input type="checkbox"/>	<input type="checkbox"/> is 10 minder as <input type="checkbox"/>
<input type="checkbox"/> is 2 meer as <input type="checkbox"/>	<input type="checkbox"/> is 2 minder as <input type="checkbox"/>
<input type="checkbox"/> is 3 meer as <input type="checkbox"/>	<input type="checkbox"/> is 3 minder as <input type="checkbox"/>

Kleur die regte antwoord in.

141 is _____ 114

groter as
kleiner as
gelyk aan

118 is _____ 181

groter as
kleiner as
gelyk aan

89 is _____ 89

groter as
kleiner as
gelyk aan

101 is _____ 110

groter as
kleiner as
gelyk aan


123 is _____ 123

groter as
kleiner as
gelyk aan

75 is _____ 57

groter as
kleiner as
gelyk aan





Uitgebreide notasie

Skryf die getalle in
uitgebreide notasie.

75	=	+
36	=	+
28	=	+
56	=	+
72	=	+
43	=	+
60	=	+
39	=	+
21	=	+

43	=	+
51	=	+
11	=	+
76	=	+
50	=	+
23	=	+
56	=	+
67	=	+
30	=	+

Plekwaarde

Skryf die plekwaarde van die onderstreepte syfers.

48

76

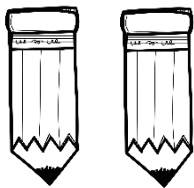
32

56

32


61

Groepe van 2




- 1 groep van 2 is ___
- 2 groepe van 2 is ___
- 3 groepe van 2 is ___
- 4 groepe van 2 is ___
- 5 groepe van 2 is ___

Groepe van 3




- 1 groep van 3 is ___
- 2 groepe van 3 is ___
- 3 groepe van 3 is ___
- 4 groepe van 3 is ___
- 5 groepe van 3 is ___

Groepe van 4




- 1 groep van 4 is ___
- 2 groepe van 4 is ___
- 3 groepe van 4 is ___
- 4 groepe van 4 is ___
- 5 groepe van 4 is ___

Kyk na die prente.




1. Hoeveel groepe tel jy? _____
2. Het elke groep ewe veel prente? _____
3. Hoeveel prente is in elke groep? _____
4. Hoeveel prente is daar altesaam? _____
5. Skryf 'n getalsin: _____ + _____ + _____ = _____

Deel 12 appels in 3 groepe in die sirkels hieronder.

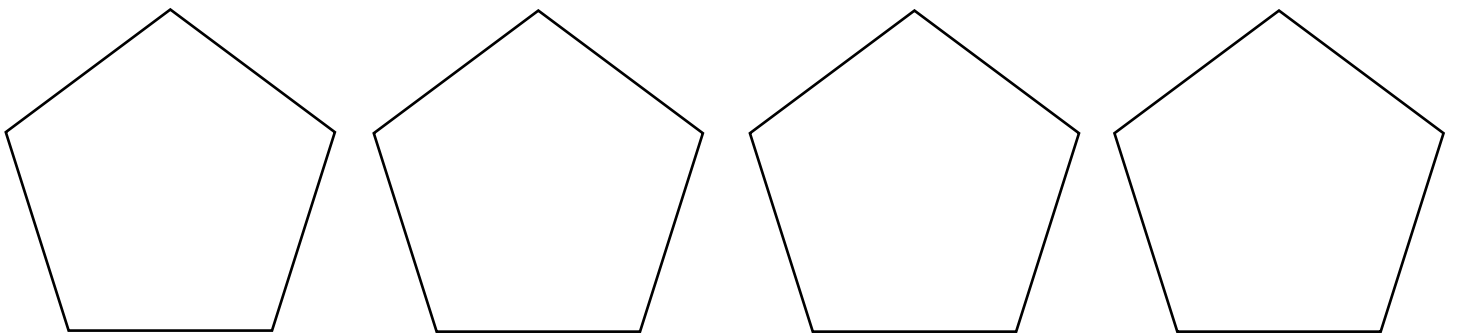


Kyk na die prente.









1. Hoeveel bene het elke hond? _____
2. Hoeveel bene het die honde altesaam? _____
3. Skryf 'n getalsin: _____ + _____ + _____ = _____

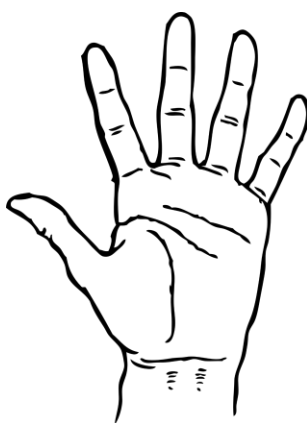

Verdeel 16 karretjies in vier
groepe.



Hoeveel karretjies is in elke groep? _____



1. Hoeveel groepe van 5 harte is hierbo? _____
2. Skryf 'n getalsin: _____



1. Hoeveel vingers is aan elke hand? _____
2. Hoeveel groepe van 5 vingers sien jy? _____
3. Skryf 'n getalsin: _____ + _____ + _____ = _____



Blokkiesomme

Voltooi die blokke: Kom ons plus !

$13 = 10 + \square$

$12 = 9 + \square$

$10 + \square = 15$

$5 + \square = 11$

$6 + 6 = \square$

$14 = \square + 7$

$18 + 3 = \square$

$10 = 5 + \square$

Voltooi die blokke: Kom ons minus !

$15 - 3 = \square$

$12 - 9 = \square$

$10 - 0 = \square$

$15 - \square = 10$

$12 - \square = 6$

$30 - 3 = \square$

$60 - 10 = \square$

$13 - \square = 8$

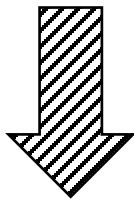
SOMME Pret

Optelling van twee-syfer getalle deur beide getalle te ontbind

Byvoorbeeld:

$$33 + 36 = \square$$

$$\begin{aligned} 33 + 36 &= (30 + 3) + (30 + 6) \\ &= (30 + 30) + (3 + 6) \\ &= 60 + 9 \\ &= 69 \end{aligned}$$



$$52 + 23$$

$$25 + 14$$

$$45 + 33$$


Optelling deur een getal te ontbind

Byvoorbeeld:

$$33 + 36 = \square$$

$$33 + (30 + 6)$$

$$33 + 30 \rightarrow 63 + 6 = 69$$



$$52 + 23$$

$$25 + 14$$

$$45 + 33$$



Somme Pret

Aftrekking deur die ontbinding van beide getalle

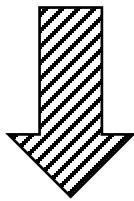
Byvoorbeeld:

$$\begin{aligned}75 - 54 &= \square \\75 - 54 &= (70 + 7) - (50 + 4) \\&= (70 - 50) + (7 - 4) \\&= 20 + 3 \\&= 23\end{aligned}$$

Aftrekking deur een getal te ontbind

Byvoorbeeld:


$$\begin{aligned}75 - 54 &= \square \\75 - (50 + 4) \\75 - 50 &\rightarrow 27 - 4 = 23\end{aligned}$$



52 - 23

25 - 14

45 - 33




52 - 23

25 - 14


45 - 33

Somme Pret


Help die bye om die somme te doen.




33 + 12




42 + 26




25 + 34



51 + 12



42 + 32



Minder as en Meer as



1 minder as 45 ____

5 minder as 45 ____

3 minder as 50 ____

1 meer as 69 ____

5 meer as 25 ____

3 meer as 37 ____

5 minder as 36 ____

1 minder as 20 ____

5 minder as 25 ____

10 meer as 30 ____

1 meer as 29 ____

10 meer as 10 ____

10 minder as 70 ____

10 minder as 100 ____

3 minder as 43 ____

2 meer as 28 ____

2 meer as 88 ____

2 meer as 28 ____


2 minder as 40 ____

2 minder as 38 ____


2 minder as 22 ____

Breuke


Kleur die breukdele in.




$\frac{1}{2}$



$\frac{2}{3}$




$\frac{1}{4}$




$\frac{3}{5}$


Teken my wysers in!




twaaalfuur




sesuur




nege-uur




drie-uur




vieruur




eenuur



sewe-uur












elfuur




agtuur


Hoe laat is dit?




Teken my wysers in!




halfdrie




halftwee




halfvyf




halfvier




halftien




halfsewe



halfeen












halfses




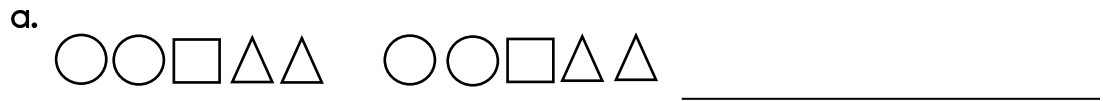
halfnege

Hoe laat is dit?




Pret met PATRONE

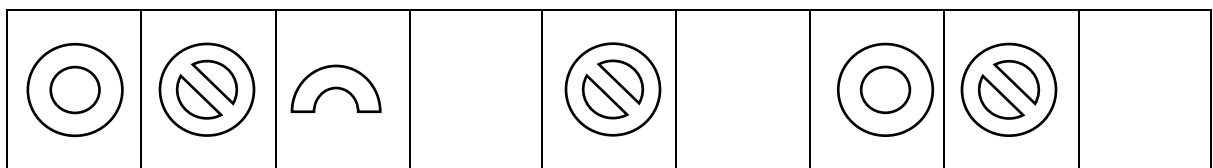
1. Brei die volgende patrone uit deur een stel by te teken.



2. Skep jou eie patroon in die blok deur die volgende 3 voorwerpe te gebruik. Jou patroon moet 3 keer herhaal.



3. Voltooi die ontbrekende patroon.



2D VORMS

Kleur die vorms op die volgende maniere in:

Vierkant



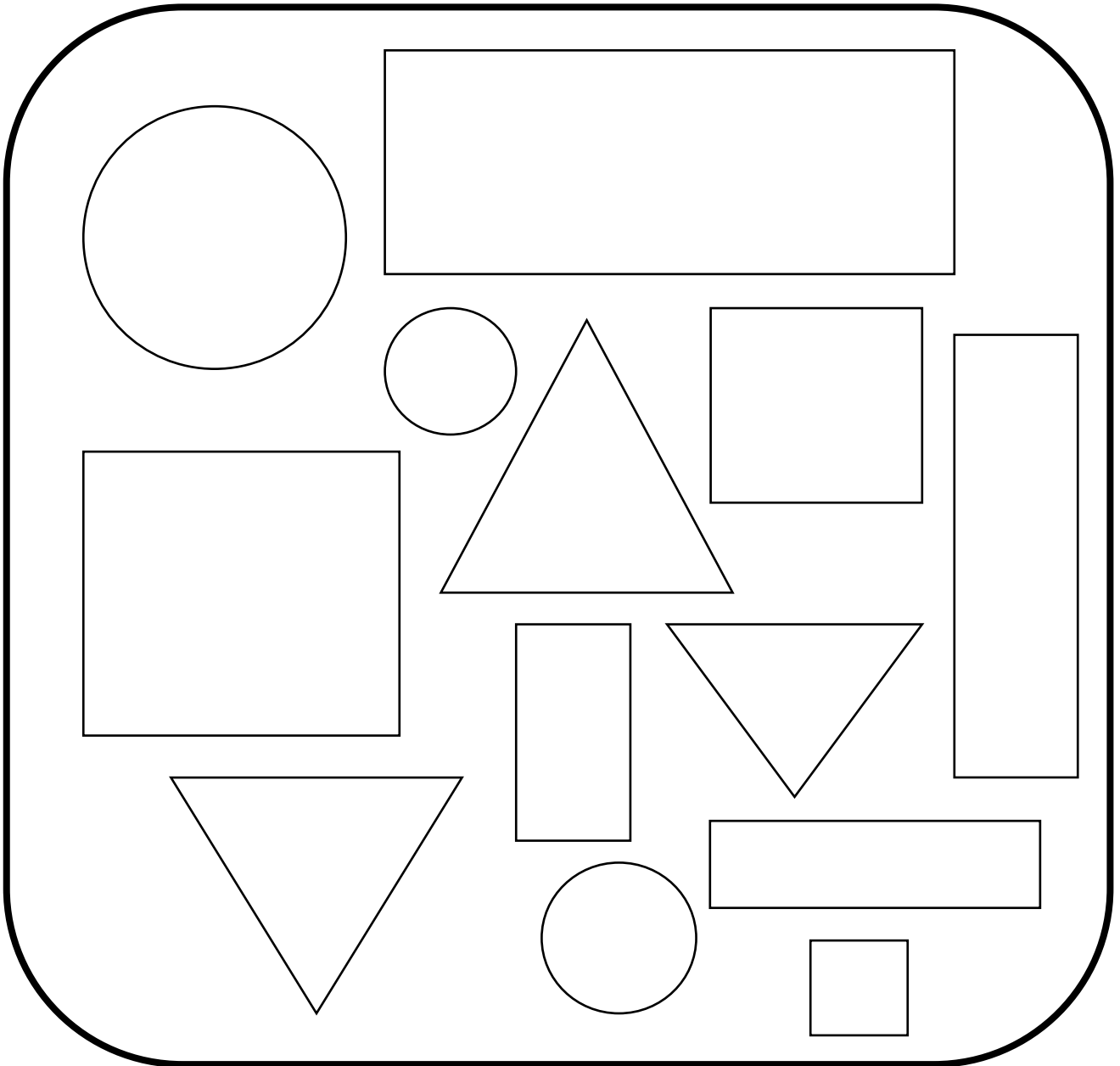
Driehoek



Sirkel

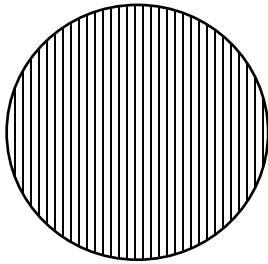


Reghoek

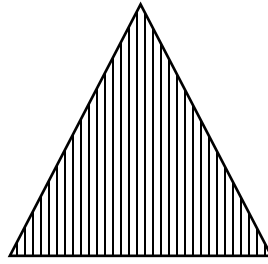


2D VORMS

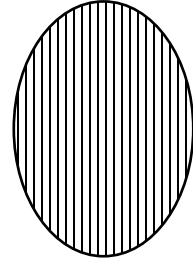
Het die volgende vorms ronde of reguit sye? Kleur die regte antwoord in.




ronde
reguit




ronde
reguit



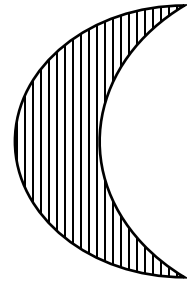
ronde
reguit



ronde
reguit




ronde
reguit



ronde
reguit


Teken die volgende vorms in die blokke.

vierkant



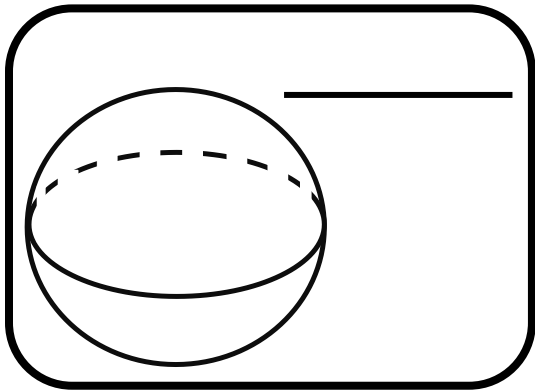
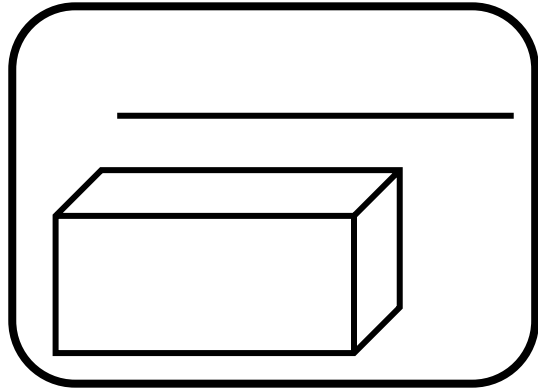
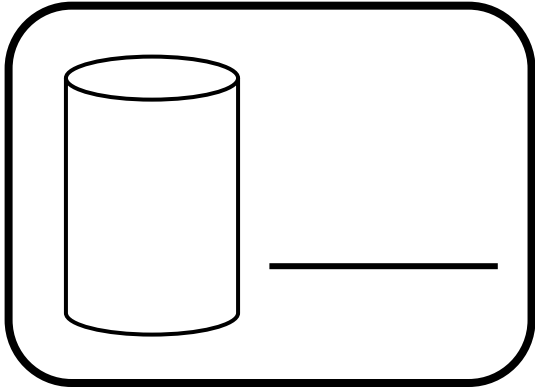
sirkel

reghoek




3D VORMS

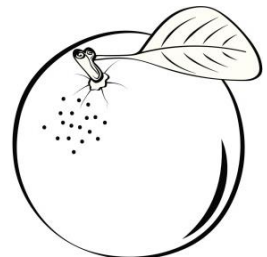










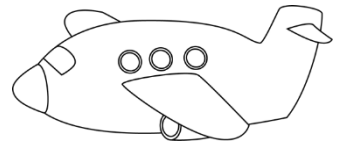


Benoem die vorms.



-
- Kleur die vorms wat kan GLY geel in.
 - Kleur die vorms wat kan ROL blou in.

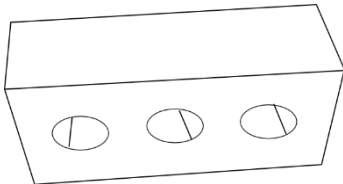


Kleur die prent in wat nie by die vorm pas nie.




MASSA


Kyk na die prente en rangskik hulle van die swaarste tot die ligste in die tabel.



baksteen



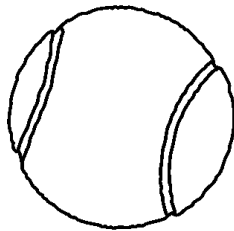
veer



olifant

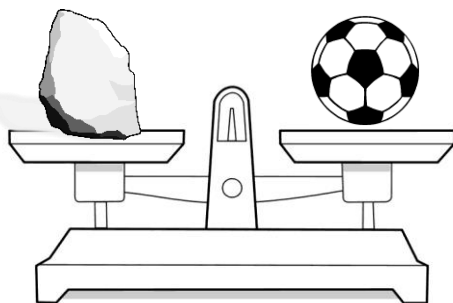


mieliepit



tennisbal





















Na watter kant sal die weegskaal tiep as jy 'n bal en 'n baksteen daarop sit? Kleur die regte antwoord in.



regs

links

Zoom !!!!!

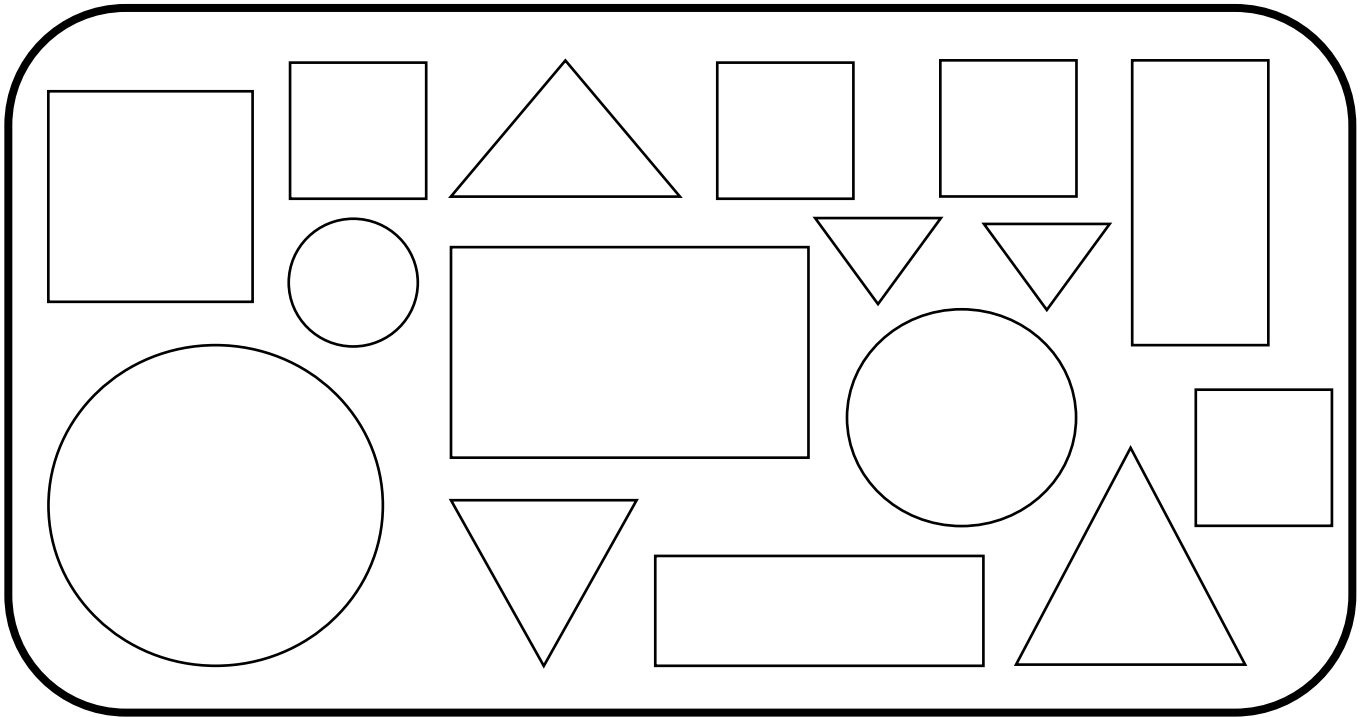
8					
7					
6					
5					
4					
3					
2					
1					
	eerste	tweede	derde	vierde	vyfde

Beantwoord die vrae:

- Die 1ste ry het _____ bye.
- Die 2de ry het _____ bye.
- Die 3de ry het _____ bye.
- Die 4de ry het _____ bye.
- Die 5de ry het _____ bye.
- Watter ry het die meeste bye? _____
- Watter ry het die minste bye? _____

DATA


Tel die vorms hieronder en kleur dan die blokkies in vir elke vorm.



7				
6				
5				
4				
3				
2				
1				
0				
	sirkel	vierkant	reghoek	driehoek

Data met insekte

Tel al die verskillende tipes insekte in die blok en voltooi die prentgrafiek.



8					
7					
6					
5					
4					
3					
2					
1					
0					

by

mier

wurm

vlieg

spinnkop

Woordsomme

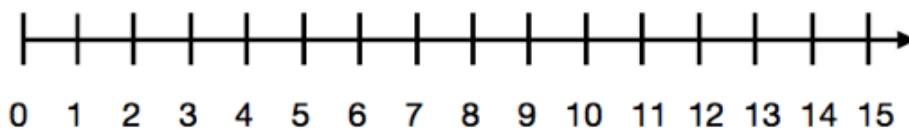
'n Familie het 6 katte. Hoeveel bene het die katte altesaam?

Skryf 'n getalsin:

Boer Ben plant pampoene. Daar is 7 rye en daar is 5 pampoene in elke ry. Hoeveel pampoene is daar altesaam?

Mia eet 2 appels n dag. Hoeveel appels eet sy in 'n week?

Gebruik die getallelyn om jou antwoord te wys.



Dawie is 12 jaar oud. Sy ma is 34 jaar ouer as hy. Hoe oud is sy ma? (Jy mag 'n som doen om jou antwoord te kry.)