



GRAAD 2  
WISKUNDE

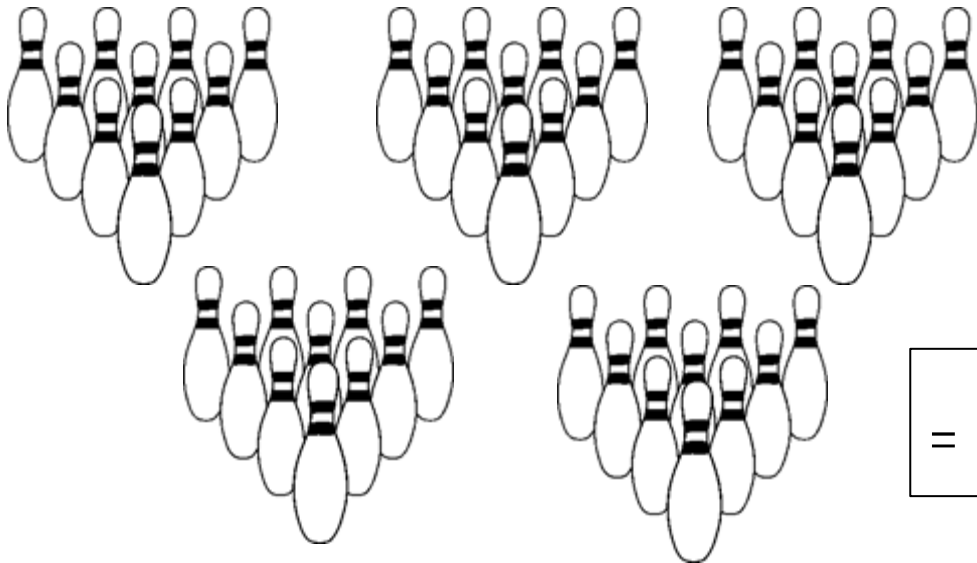
Kwartaal 3



Naam:










# Kom ons tel

Tel die volgende voorwerpe en skryf die antwoord in die blok neer.



=

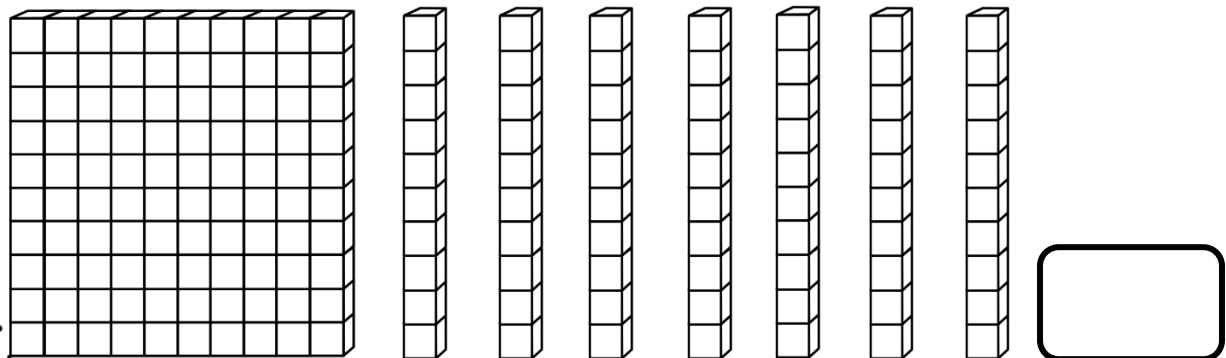
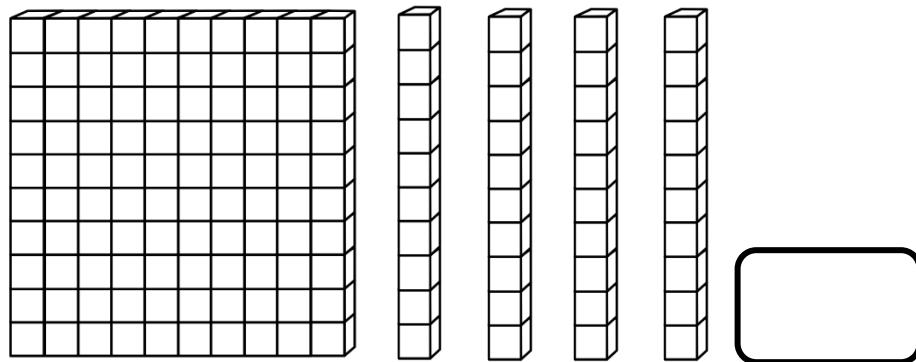
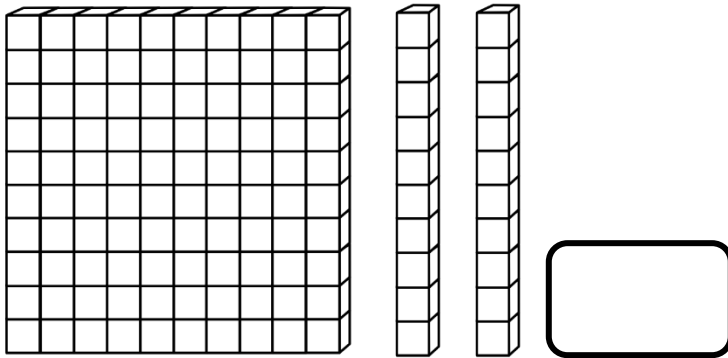
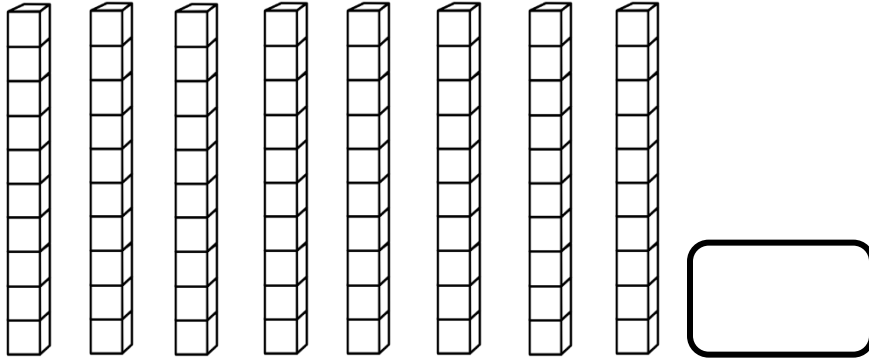
Tel hoeveel ballonne die man vashou. Tel in groepe om jou te help.  
Skryf jou antwoord in die blok.



=

# Kom ons tel

Tel hoeveel blokkies jy sien en skryf die antwoord in die blok.



## Voltooi die tabel

| Getalnaam        | Getalsimbool |
|------------------|--------------|
| Twee en sewentig |              |
|                  | 122          |
| Vyf en vyf tig   |              |
|                  | 145          |
|                  | 102          |
| Drie en sestig   |              |

## Voltooi die tabel




Pas die getalnaam by die getalsimbool. Trek 'n lyn na die regte antwoord met 'n liniaal.

Een en sewentig

Honderd twee  
en twintig

Nege en veertig

Honderd en  
tagtig



# Verdubbel en Halvering

Verdubbel die volgende getalle.

12

\_\_\_\_\_

50

\_\_\_\_\_

15

\_\_\_\_\_

30

\_\_\_\_\_

24

\_\_\_\_\_

Halveer die volgende getalle.

20

|    |
|----|
| 20 |
|    |

88

|    |
|----|
| 88 |
|    |

22

|    |
|----|
| 22 |
|    |

50

|    |
|----|
| 50 |
|    |

40

|    |
|----|
| 40 |
|    |

100

|     |
|-----|
| 100 |
|     |


# SKAT

Skat hoeveel lekkers is in elke pakkie en tel dan hoeveel daar is.




SKAT

TEL




SKAT

TEL




SKAT

TEL



SKAT

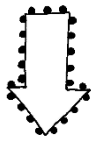
TEL



SKAT

TEL

# Tel aan en terug



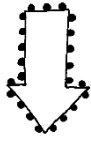
180



170



130



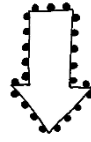
2



12



22



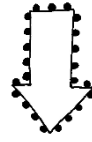
52



54



62





130




133



136



Beantwoord die volgende vrae oor die leeders wat in die ry staan.  
Begin van die juf vrou af as beginpunt.



Lisa

Ben

Karel

Anel

Jan

Liezl

1.4.1. Wie staan eerste in die ry? \_\_\_\_\_


1.4.2. Wie staan tweede in die ry? \_\_\_\_\_

1.4.3. Hoeveelste staan Karel in die ry? \_\_\_\_\_


1.4.4. Wie staan laaste in die ry? \_\_\_\_\_

1.4.5. Hoeveel kinders is daar altesaam in die ry? \_\_\_\_\_

1.4.6. Kleur die vyf de leender in die ry geel in.



# Vergelyk heelgetalle



Vul jou eie getalle in.

|   |   |
|---|---|
| <input type="checkbox"/> is 1 meer as <input type="checkbox"/>  | <input type="checkbox"/> is 1 minder as <input type="checkbox"/>  |
| <input type="checkbox"/> is 10 meer as <input type="checkbox"/> | <input type="checkbox"/> is 10 minder as <input type="checkbox"/> |
| <input type="checkbox"/> is 2 meer as <input type="checkbox"/>  | <input type="checkbox"/> is 2 minder as <input type="checkbox"/>  |
| <input type="checkbox"/> is 3 meer as <input type="checkbox"/>  | <input type="checkbox"/> is 3 minder as <input type="checkbox"/>  |

Kleur die regte antwoord in.

141 is \_\_\_\_\_ 114

|              |
|--------------|
| groter as    |
| kleiner as   |
| is gelyk aan |

118 is \_\_\_\_\_ 181

|              |
|--------------|
| groter as    |
| kleiner as   |
| is gelyk aan |

89 is \_\_\_\_\_ 89

|              |
|--------------|
| groter as    |
| kleiner as   |
| is gelyk aan |

101 is \_\_\_\_\_ 110

|              |
|--------------|
| groter as    |
| kleiner as   |
| is gelyk aan |

123 is \_\_\_\_\_ 123


|              |
|--------------|
| groter as    |
| kleiner as   |
| is gelyk aan |

75 is \_\_\_\_\_ 57

|              |
|--------------|
| groter as    |
| kleiner as   |
| is gelyk aan |







# Uitgebreide notasie

Skryf die getalle in  
uitgebreide notasie.

|    |   |   |
|----|---|---|
| 75 | = | + |
| 36 | = | + |
| 28 | = | + |
| 56 | = | + |
| 72 | = | + |
| 43 | = | + |
| 60 | = | + |
| 39 | = | + |
| 21 | = | + |

|    |   |   |
|----|---|---|
| 43 | = | + |
| 51 | = | + |
| 11 | = | + |
| 76 | = | + |
| 50 | = | + |
| 23 | = | + |
| 56 | = | + |
| 67 | = | + |
| 30 | = | + |

# Plekwaarde

Skryf die plekwaarde van die onderstreepte syfers.

48

76

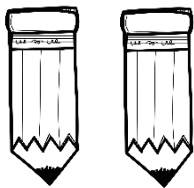
32

56

32


61

Groepe van 2




- 1 groep van 2 is \_\_\_
- 2 groepe van 2 is \_\_\_
- 3 groepe van 2 is \_\_\_
- 4 groepe van 2 is \_\_\_
- 5 groepe van 2 is \_\_\_

Groepe van 3




- 1 groep van 3 is \_\_\_
- 2 groepe van 3 is \_\_\_
- 3 groepe van 3 is \_\_\_
- 4 groepe van 3 is \_\_\_
- 5 groepe van 2 is \_\_\_


Groepe van 4



- 1 groep van 4 is \_\_\_
- 2 groepe van 4 is \_\_\_
- 3 groepe van 4 is \_\_\_
- 4 groepe van 4 is \_\_\_
- 5 groepe van 4 is \_\_\_




Kyk na die prente.




1. Hoeveel groepe tel jy? \_\_\_\_\_
2. Het elke groep ewe veel prente? \_\_\_\_\_
3. Hoeveel prente is in elke groep? \_\_\_\_\_
4. Hoeveel prente is daar altesaam? \_\_\_\_\_
5. Skryf 'n getalsin: \_\_\_\_\_ + \_\_\_\_\_ + \_\_\_\_\_ = \_\_\_\_\_

---

Deel 12 appels in 3 groepe in die sirkels hieronder.



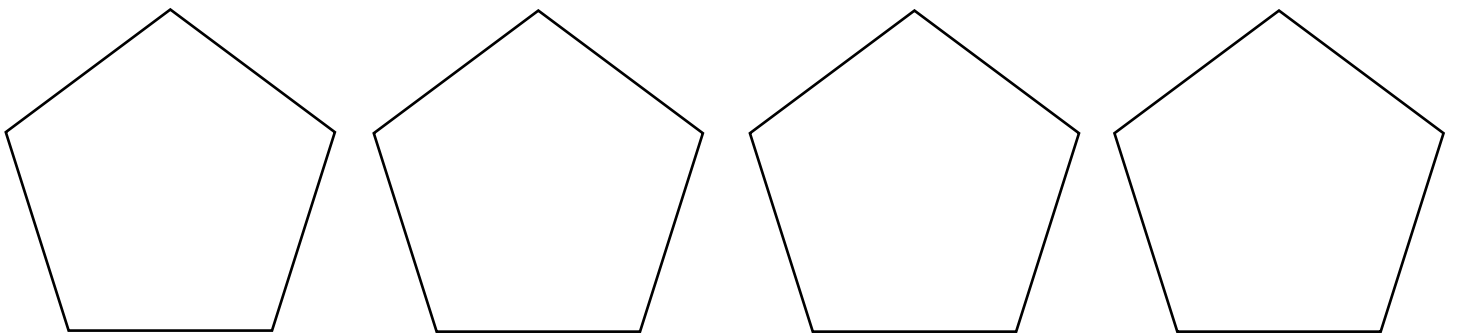
Kyk na die prente.









1. Hoeveel bene het elke hond? \_\_\_\_\_
2. Hoeveel bene het die honde altesaam? \_\_\_\_\_
3. Skryf 'n getalsin: \_\_\_\_\_ + \_\_\_\_\_ + \_\_\_\_\_ = \_\_\_\_\_

---

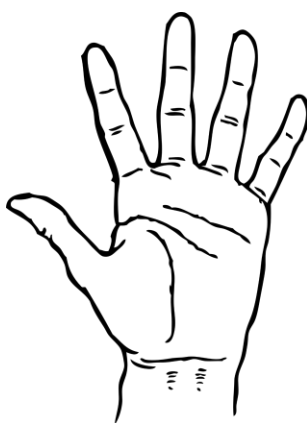

Verdeel 16 karretjies in vier groepe.



Hoeveel karretjies is in elke groep? \_\_\_\_\_



1. Hoeveel groepe van 5 harte is hierbo? \_\_\_\_\_
2. Skryf 'n getalsin: \_\_\_\_\_



1. Hoeveel vingers is op elke hand? \_\_\_\_\_
2. Hoeveel groepe van 5 vingers sien jy? \_\_\_\_\_
3. Skryf 'n getalsin: \_\_\_\_\_ + \_\_\_\_\_ + \_\_\_\_\_ = \_\_\_\_\_



# Blokkiesomme

Voltooi die blokke: Kom ons plus !

$13 = 10 + \square$

$12 = 9 + \square$

$10 + \square = 15$

$5 + \square = 11$

$6 + 6 = \square$

$14 = \square + 7$

$18 + 3 = \square$

$10 = 5 + \square$

Voltooi die blokke: Kom ons minus !

$15 - 3 = \square$

$12 - 9 = \square$

$10 - 0 = \square$

$15 - \square = 10$

$12 - \square = 6$

$30 - 3 = \square$

$60 - 10 = \square$

$13 - \square = 8$

# SOMME Prett

## Optelling van twee-syfer getalle deur beide getalle te ontbind

Byvoorbeeld:

$$33 + 36 = \square$$

$$\begin{aligned} 33 + 36 &= (30 + 3) + (30 + 6) \\ &= (30 + 30) + (3 + 6) \\ &= 60 + 9 \\ &= 69 \end{aligned}$$

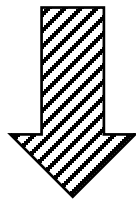
## Optelling deur een getal te ontbind

Byvoorbeeld:

$$33 + 36 = \square$$

$$33 + (30 + 6)$$

$$33 + 30 \rightarrow 63 + 6 = 69$$



$$52 + 23$$

---

---

---

---

---

$$25 + 14$$

---

---

---

---

---

$$45 + 33$$


---

---

---

---

---



$$52 + 23$$

---

---

---

---

---

$$25 + 14$$

---

---

---

---

---

$$45 + 33$$

---

---

---

---

---



# Somme Pret

## Aftrekking deur die ontbinding van beide getalle

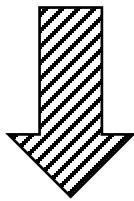
Byvoorbeeld:

$$\begin{aligned}75 - 54 &= \square \\75 - 54 &= (70 + 7) - (50 + 4) \\&= (70 - 50) + (7 - 4) \\&= 20 + 3 \\&= 23\end{aligned}$$

## Aftrekking deur een getal te ontbind

Byvoorbeeld:

$$\begin{aligned}75 - 54 &= \square \\75 - (50 + 4) \\75 - 50 &\rightarrow 27 - 4 = 23\end{aligned}$$



52 - 23

---

---

---

---

---

25 - 14

---

---

---

---

---

45 - 33


---

---

---

---

---



52 - 23

---

---

---

---

---

25 - 14

---

---

---

---

---

45 - 33

---

---

---

---


---





# Somme Pret

Help die bye om die somme te doen.



$33 + 12$


---

---

---

---

---



$42 + 26$


---

---

---

---

---



$25 + 34$


---

---

---

---

---



$51 + 12$


---

---

---

---

---



$42 + 32$


---

---

---

---

---



# Minder as en Meer as



1 minder as 45 \_\_\_\_

5 minder as 45 \_\_\_\_

3 minder as 50 \_\_\_\_

1 meer as 69 \_\_\_\_

5 meer as 25 \_\_\_\_

3 meer as 37 \_\_\_\_

5 minder as 36 \_\_\_\_

1 minder as 20 \_\_\_\_

5 minder as 25 \_\_\_\_

10 meer as 30 \_\_\_\_

1 meer as 29 \_\_\_\_

10 meer as 10 \_\_\_\_

10 minder as 70 \_\_\_\_

10 minder as 100 \_\_\_\_

3 minder as 43 \_\_\_\_

2 meer as 28 \_\_\_\_

2 meer as 88 \_\_\_\_

2 meer as 28 \_\_\_\_


2 minder as 40 \_\_\_\_

2 minder as 38 \_\_\_\_


2 minder as 22 \_\_\_\_

# Breuke


Kleur die breukdele in.




$\frac{1}{2}$



$\frac{2}{3}$




$\frac{1}{4}$




$\frac{3}{5}$


Teken my wysers in!




twaaalfuur




sesuur




nege-uur




drie-uur




vieruur




eenuur



sewe-uur












elfuur




agtuur


Wat is die tyd?




Teken my wysers in!




halfdrie




halftwee




halfvyf




halfvier




halftien




halfsewe



halfeen












halfses




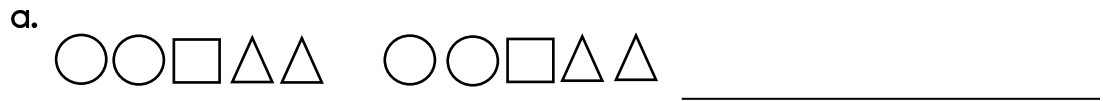
halfnege

Wat is die tyd?




# Pret met PATRONE

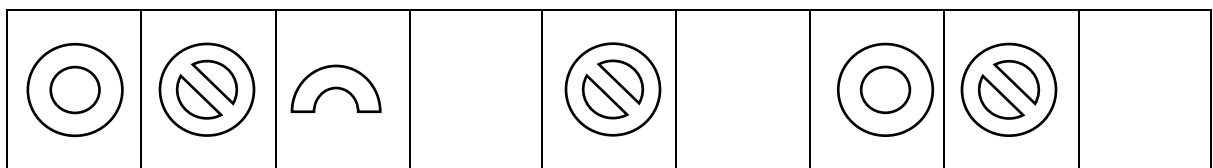
1. Brei die volgende patrone uit deur een stel by te teken.



2. Skep jou eie patroon in die blok deur die volgende 3 voorwerpe te gebruik. Jou patroon moet 3 keer herhaal.



3. Voltooi die ontbrekende patroon.



# 2D VORMS

Kleur die vorms op die volgende maniere in:

Vierkant



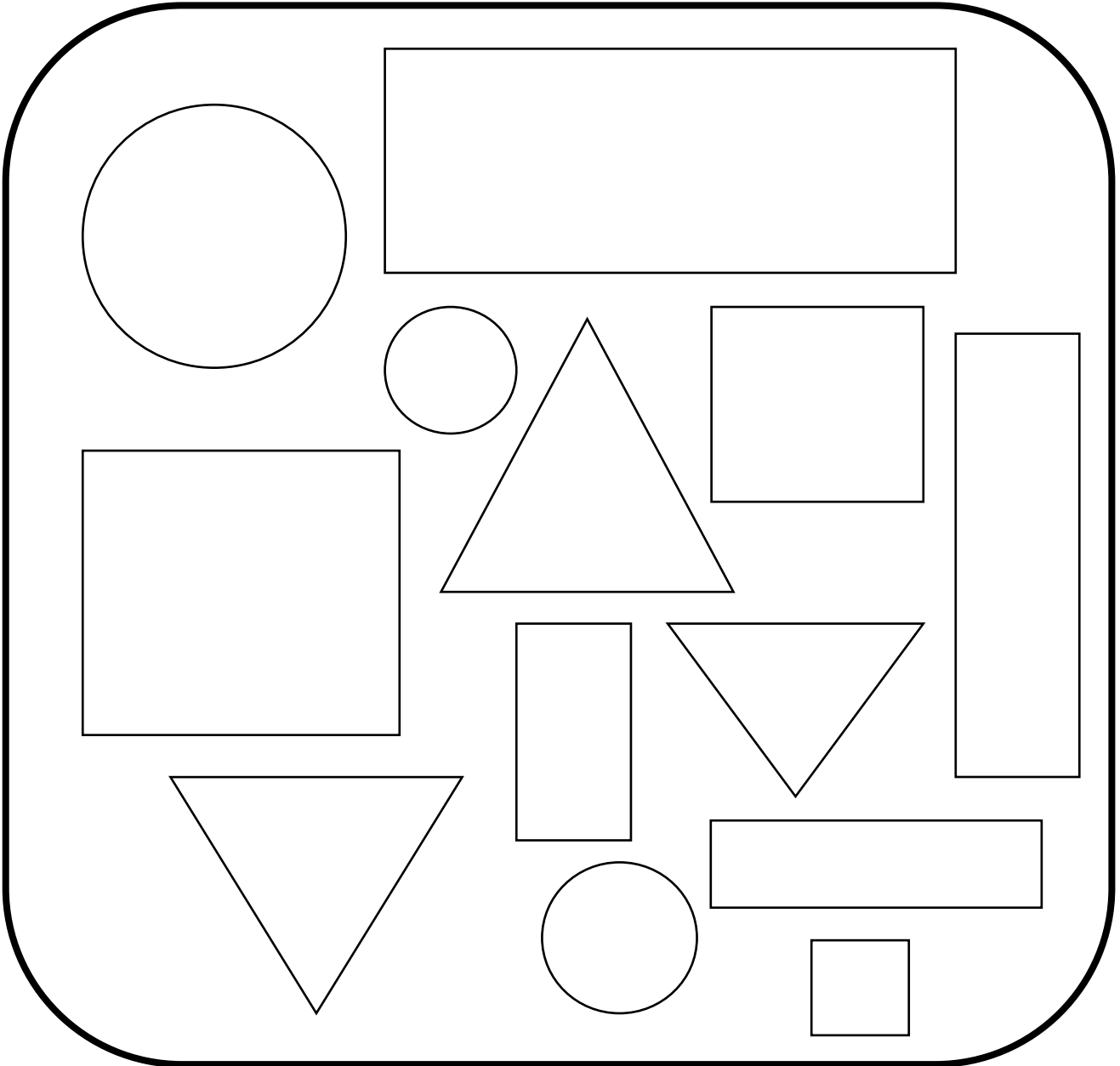
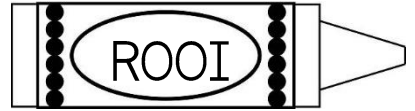
Driehoek



Sirkel



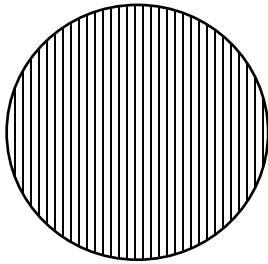
Reghoek



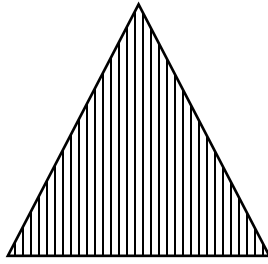


# 2D VORMS

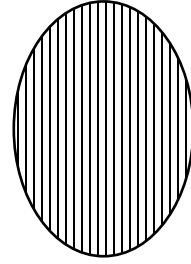
Het die volgende vorms ronde of reguit sye? Kleur die regte antwoord in.




|        |
|--------|
| ronde  |
| reguit |




|        |
|--------|
| ronde  |
| reguit |



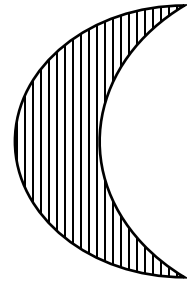
|        |
|--------|
| ronde  |
| reguit |



|        |
|--------|
| ronde  |
| reguit |




|        |
|--------|
| ronde  |
| reguit |



|        |
|--------|
| ronde  |
| reguit |


Teken die volgende vorms in die blokke.

vierkant



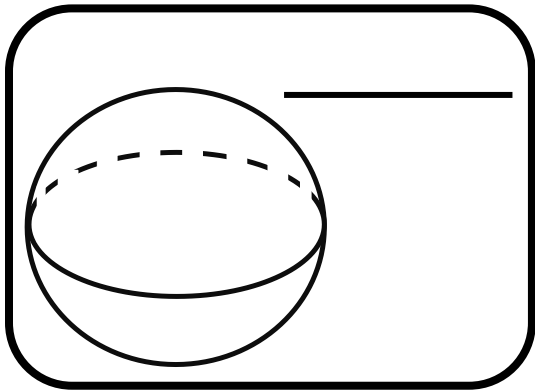
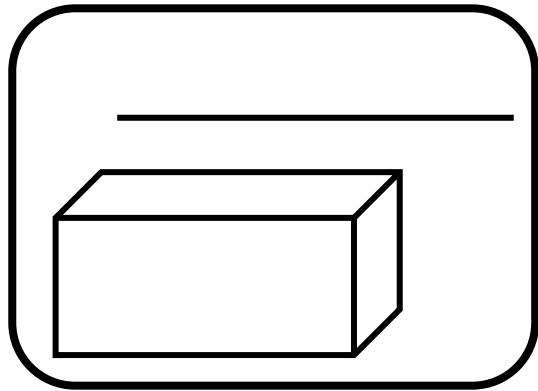
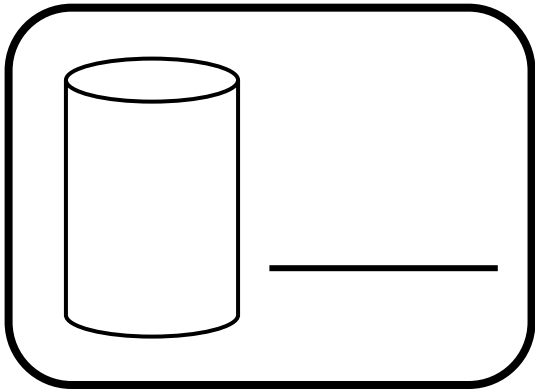
sirkel

reghoek




# 3D VORMS

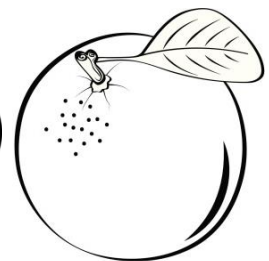









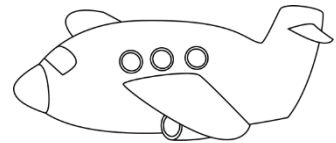


Benoem die vorms.



- 
- Kleur die vorms wat kan GLY geel in.
  - Kleur die vorms wat kan ROL blou in.

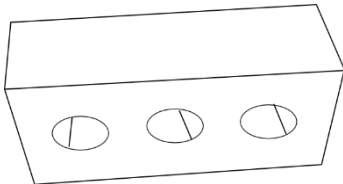


Kleur die prent in wat nie by die vorm pas nie.




# MASSA


Kyk na die prente en rangskik hulle van die swaarste tot die ligste in die tabel.



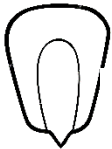
baksteen



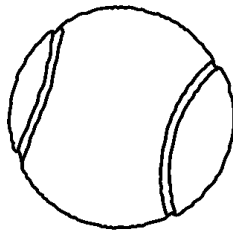
veer



olifant




mieliepit



tennisbal





















|  |
|--|
|  |
|  |
|  |
|  |
|  |

As ons 'n klip en 'n bal op 'n weegskaal sit. Na watter kant sal die weegskaal tiep? Kleur die regte antwoord in.



|       |
|-------|
| regs  |
| links |

# Zoom !!!!!

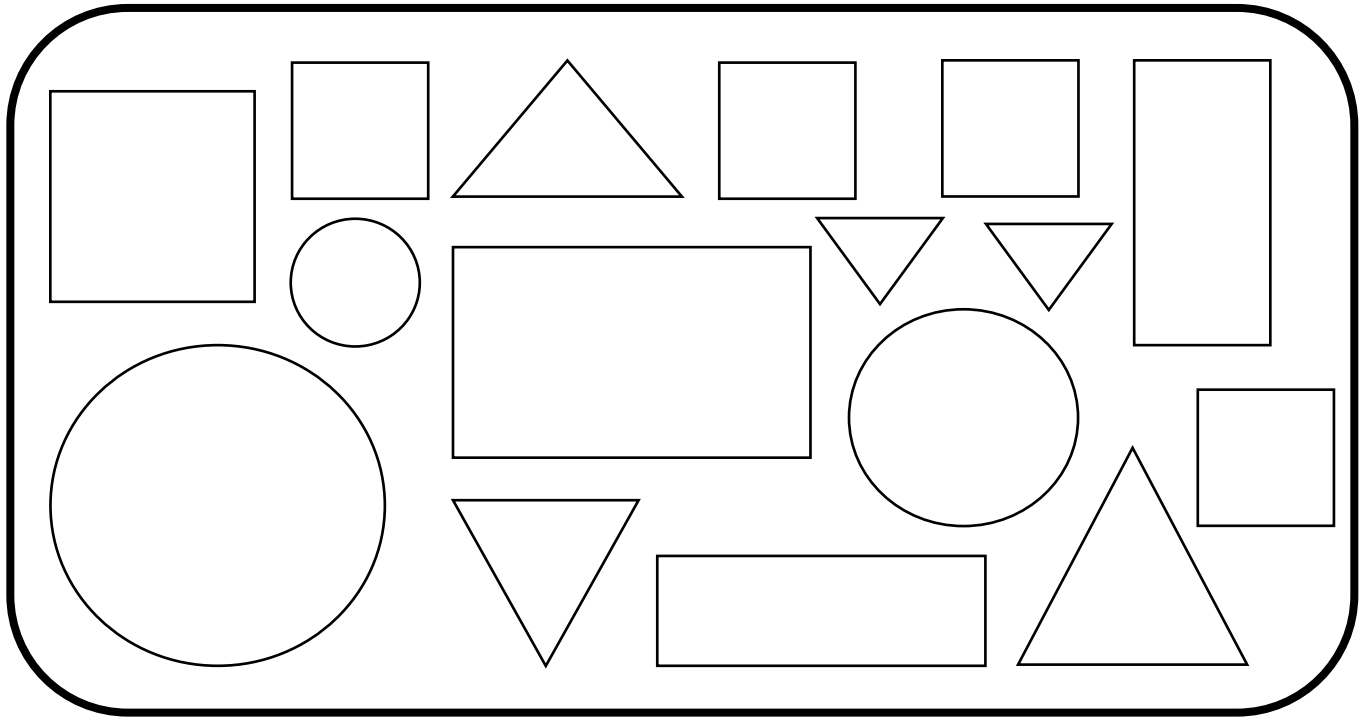
|   |   |   |   |   |   |
|---|---|---|---|---|---|
| 8 |   |    |   |   |   |
| 7 |   |    |   |   |   |
| 6 |   |    |   |   |   |
| 5 |   |    |   |    |   |
| 4 |   |   |   |   |   |
| 3 |  |  |   |  |   |
| 2 |  |  |   |  |  |
| 1 |  |  |  |  |  |
|   | eerste  | tweede  | derde   | vierde  | vyfde   |

Beantwoord die vrae:

1. Die 1ste ry het \_\_\_\_\_ bye.
2. Die 2de ry het \_\_\_\_\_ bye.
3. Die 3de ry het \_\_\_\_\_ bye.
4. Die 4de ry het \_\_\_\_\_ bye.
5. Die 5de ry het \_\_\_\_\_ bye.
6. Watter ry het die meeste bye? \_\_\_\_\_
7. Watter ry het di minste bye? \_\_\_\_\_

# DATA


Tel die vorms hieronder en kleur dan die blokkies in vir elke vorm.



|   |        |          |         |          |
|---|--------|----------|---------|----------|
| 7 |        |          |         |          |
| 6 |        |          |         |          |
| 5 |        |          |         |          |
| 4 |        |          |         |          |
| 3 |        |          |         |          |
| 2 |        |          |         |          |
| 1 |        |          |         |          |
| 0 |        |          |         |          |
|   | sirkel | vierkant | reghoek | driehoek |

# Data met insekte

Tel al die verskillende tipes insekte in die blok en voltooi die prentgrafiek.



|   |  |  |  |  |  |
|---|--|--|--|--|--|
| 8 |  |  |  |  |  |
| 7 |  |  |  |  |  |
| 6 |  |  |  |  |  |
| 5 |  |  |  |  |  |
| 4 |  |  |  |  |  |
| 3 |  |  |  |  |  |
| 2 |  |  |  |  |  |
| 1 |  |  |  |  |  |
| 0 |  |  |  |  |  |

by

mier

wurm

vlieg

spinnkop

# Woordsomme

'n Familie het 6 katte. Hoeveel bene het die katte altesaam?

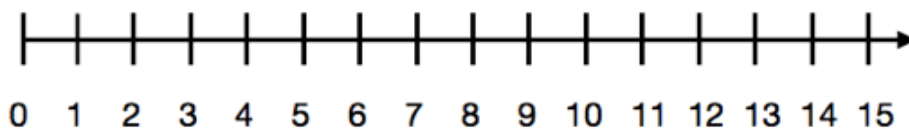
Skryf 'n getalsin:

\_\_\_\_\_

Boer Ben plant pampoene. Daar is 7 rye en daar is 5 pampoene in elke ry. Hoeveel pampoene is daar altesaam?

Mia eet 2 appels n dag. Hoeveel appels eet sy in 'n week?

Gebruik die getallelyn om jou antwoord te wys.



Dawie is 12 jaar oud. Sy ma is  $3\frac{1}{4}$  jaar ouer as hy. Hoe oud is sy ma? (Jy mag 'n som doen om jou antwoord te kry.)