















Digital time - PM

Complete the worksheet by writing the correct digital time for each clock.



Digital time - PM

Complete by cutting out the supplied digital times at the bottom of this sheet and matching it with the correct clock.



22:00

13:00

17:00









18:00

19:00

14:00







Digital time - AM

Complete the worksheet by writing the correct digital time for each clock.



Digital time - AM

Complete by cutting out the supplied digital times at the bottom of this sheet and matching it with the correct clock



11:00

12:00

6:00


5:00

2:00

1:00

Digital time - AM


Study the clocks and circle the correct answers.



7:00

8:00


9:00



10:00

9:00


7:00



4:00

2:00


3:00



2:00

1:00


3:00



4:00

5:00


3:00



1:00

11:00


10:00



7:00

8:00


6:00



1:00

11:00


10:00



7:00

5:00

6:00




4:00

5:00


6:00

Digital time - PM


Study the clocks and circle the correct answers.




21:00
20:00
22:00




21:00
20:00
22:00




14:00
15:00
13:00




15:00
14:00
13:00




14:00
15:00
16:00




21:00
22:00
23:00




17:00
18:00
19:00



21:00
22:00
23:00



17:00
18:00
16:00



18:00
17:00
16:00

Digital time - AM and PM

Study the times in the blocks on the left, then write the time out in words. The first one is done as an example.

6:00

six o'clock

17:00

16:00

1:00

23:00


12:00

18:00




Digital time - AM


These clocks need some hands! Look at the time in the blocks and draw each clock's hands.




7:00




1:00




11:00




5:00




12:00



10:00




3:00




9:00

Digital time - AM and PM


These clocks need some hands! Look at the time in the blocks and draw each clock's hands.




24:00




13:00




11:00




6:00




12:00



18:00



23:00



9:00

Digital time - AM and PM

Study the clocks and decide if the time is AM or PM. Colour the correct block.

4:00

AM

PM

23:00

AM

PM

9:00

AM

PM

16:00

AM

PM

21:00

AM

PM

12:00

AM

PM