















# Digital time - PM

Complete the worksheet by writing the correct digital time for each clock.



# Digital time - PM

Complete by cutting out the supplied digital times at the bottom of this sheet and matching it with the correct clock.



22:00

13:00

17:00









18:00

19:00

14:00







# Digital time - AM

Complete the worksheet by writing the correct digital time for each clock.



# Digital time - AM

Complete by cutting out the supplied digital times at the bottom of this sheet and matching it with the correct clock



11:00

12:00

06:00


05:00

02:00

01:00

# Digital time - AM


Study the clocks and circle the correct answers.



07:00

08:00


09:00



10:00

09:00


07:00



04:00

02:00


03:00



02:00

01:00


03:00



04:00

05:00


03:00



01:00

11:00


10:00



07:00

08:00


06:00



01:00

11:00


10:00



07:00

05:00

06:00




04:00

05:00


06:00

# Digital time - PM


Study the clocks and circle the correct answers.




21:00  
20:00  
22:00




21:00  
20:00  
22:00




14:00  
15:00  
13:00




15:00  
14:00  
13:00




14:00  
15:00  
16:00




21:00  
22:00  
23:00




17:00  
18:00  
19:00



21:00  
22:00  
23:00



17:00  
18:00  
16:00



18:00  
17:00  
16:00

## Digital time - AM and PM

Study the times in the blocks on the left, then write the time out in words.

The first one is done as an example.

06:00

six o'clock

17:00

16:00

01:00

23:00


12:00

18:00




# Digital time - AM


These clocks need some hands! Look at the time in the blocks and draw each clock's hands.




07:00




01:00




11:00




05:00




12:00



10:00



03:00




09:00




# Digital time - AM and PM


These clocks need some hands! Look at the time in the blocks and draw each clock's hands.




24:00




13:00




11:00




06:00




12:00



18:00



23:00



09:00

## Digital time - AM and PM

Study the clocks and decide if the time is AM or PM. Colour the correct block.

04:00

AM

PM

23:00

AM

PM

09:00

AM

PM

16:00

AM

PM

21:00

AM

PM

12:00

AM

PM