


# Growing a bean plant

You need:

- 5 Beans
- A saucer
- Cotton wool
- Water



## STEPS

1. Place the beans into the cotton wool in the saucer.
2. Place the saucer on a window sill in the sun and keep the cotton wet.
3. Watch the beans for the next two weeks to see how they grow.

Look at the pictures of the bean plant. When your plant looks like one of these, write down the date.

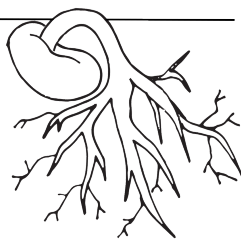
DATE

-----



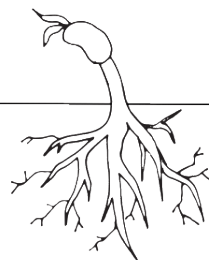
DATE

-----



DATE

-----



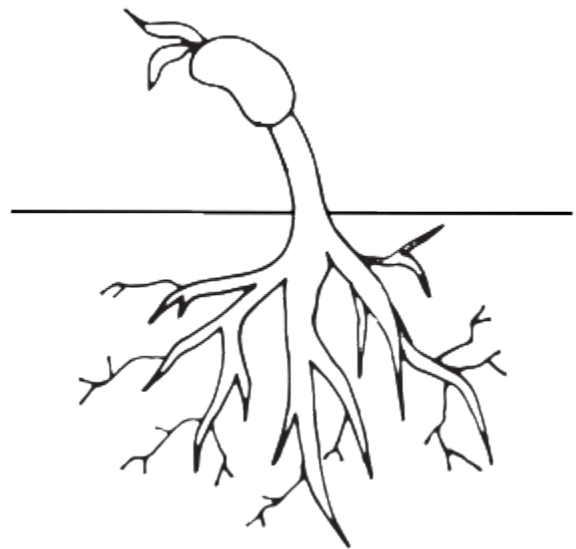
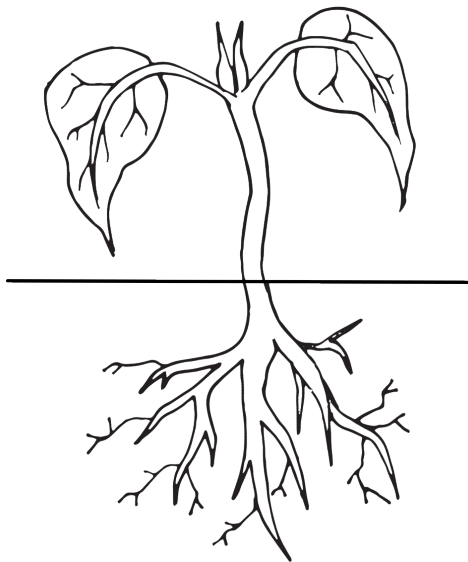


DATE

-----



Cut these pictures out and paste them in the correct order on the next page.



Paste the pictures of the bean in the correct order.

