




a a




A handwriting practice box with a light green dotted border. It contains a set of four horizontal lines (top, middle, baseline, and bottom) defining a writing area. The letters 'A' and 'B' are written in a cursive script within this area. The 'A' starts with a diagonal line from the top left to the baseline, curves to the right, and then loops back down to the baseline. The 'B' starts with a vertical line from the middle line to the baseline, loops to the right, and then loops back down to the baseline.




c b



Handwriting practice box with a green border and a white background. The box contains the cursive letters 'd' and 'D' written in black ink. The letters are positioned between two horizontal lines, with the 'd' starting from the top line and the 'D' starting from the middle line.




e E



A handwriting practice area with a light green border and a white background. It features four horizontal lines. The letters 'k' and 'j' are written in a cursive style, spanning from the second line from the top to the third line from the top.



g y




h H







Handwriting practice box containing the cursive letters 'i' and 'j' on a four-line grid. The letter 'i' is on the left, and the letter 'j' is on the right. A small black dot is placed above the 'i' as a starting point for writing.





Handwriting practice box with a green border. The box contains a set of four horizontal lines (top, middle, baseline, and descender line). The letters 'k' and 'K' are written in cursive script, spanning from the middle line to the descender line. The 'k' is on the left and the 'K' is on the right. Below the letters is a blank space for additional practice.






Handwriting practice area with a green dotted border. The area contains a white background with a horizontal line. Below the line, the cursive letter 'm' is written twice, once in a smaller size and once in a larger size, for tracing.



*n N n*




A handwriting practice box with a green dotted border. It contains a white background with three horizontal lines. The first line is a solid black line. The second line is a solid black line. The third line is a solid black line. The fourth line is a solid black line. The first two lines are connected by a curved line, and the last two lines are connected by a curved line. The word "no" is written in a cursive font between the first and second lines. The word "O" is written in a cursive font between the second and third lines.




h n







q Q




m R



Handwriting practice box with a green background and a white writing area. The word "Lily" is written in a cursive font.



t T




u u



u u




Handwriting practice area with a green dotted border and a white interior. The word "ladybug" is written in a cursive font across the middle lines. The letters are black and have a slight shadow effect. The word is split across two lines: "lady" on the first line and "bug" on the second line.



x x





ky ky



Handwriting practice lines with a cursive letter 'Z' on the left and a cursive letter 'J' on the right. The page features a light green dotted border and four horizontal black lines for writing.